



September 1, 2023

The Honorable Katie Hobbs  
Governor of Arizona  
1700 W. Washington  
Phoenix, Arizona 85007

Dear Governor Hobbs:

The Arizona Department of Transportation (ADOT) is pleased to submit its FY 2025 Operating Budget Request. As Arizona's economy expands, the State's demand for infrastructure continues to grow in order to support the movement of people and goods that are the hallmark of a thriving economy. This has led to an unprecedented expansion of ADOT's work. Over the past two years, ADOT's 5-Year Highway Construction Program has grown from \$5.6 billion to \$9.4 billion. Over the past four years, federal funding for highways has increased by more than 30%, and, additionally, Arizona legislators have appropriated \$2.2 billion for transportation projects and maintenance.

In addition to its commitment to ensuring the State highway system remains among the best in the nation, ADOT is undertaking new initiatives to prepare for the future of transportation. ADOT received funding in the FY 2024 budget to support planning future passenger rail expansion, and it has received federal and State funding to expand electric vehicle infrastructure throughout the State.

The ADOT FY 2025 Operating Budget Request includes 16 budget issues, with a total request of \$42,696,000. The request is comprised of the following:

Funding Issues	Amount	Comment
14	\$54,395,100	Funding requests
1	\$0	Placeholder issue, amount to be determined
1	(\$11,699,100)	Elimination of one-time funding
<b>16</b>	<b>\$42,696,000</b>	<b>Total FY 2025 Operating Budget Request</b>

ADOT seeks to position the agency to successfully deliver the State's expanding portfolio of projects so that every Arizonan is able to safely and easily commute to work, attend school, shop, and enjoy the State's many recreational opportunities. ADOT's construction project management software is outdated and not designed to properly manage the billions of dollars of funding for new infrastructure that the Department has received; infrastructure that is needed to support Arizona's economy. To that end, ADOT is requesting funding to replace the software developed in the early 1990s to manage the contract process and monitor the delivery of new construction projects.

It is also imperative that Arizona adequately maintain its existing infrastructure. For every dollar that was spent in 2016 to maintain the Arizona highway system, ADOT must now spend \$2.25. If this concerning trend is not addressed, ADOT's ability to maintain the State highway system will continue to erode. ADOT seeks not only to protect the new infrastructure that is being built, but also to continually facilitate adequate maintenance on all infrastructure to prevent accidents and fatalities.

ADOT's FY 2025 Operating Budget Request is designed to support the Department's vision to safely connect people and empower our economy. It will allow ADOT to complete new construction and maintain existing infrastructure. I look forward to working with your administration to provide the infrastructure of the future - infrastructure that supports your vision of an economy that provides opportunity for every Arizonan.

Sincerely,



Jennifer Toth  
Director

## Table of Contents

Transmittal Statement.....	5
Revenue.....	7
Sources & Uses.....	60
Funding Issues .....	145
FAST System Replacement.....	167
Highway Maintenance – Inflation.....	195
Connecting Arizona: I-17 Flex Lane Maintenance.....	199
Highway Maintenance – New Lane Miles.....	203
Highway Maintenance – South Mountain Freeway .....	210
Department Fleet Operations Fund Appropriation .....	218
State Fleet Operations Adjustments.....	225
ADOT Fuel – Keeping Arizona on the Road.....	234
State Fleet Replacement Funding.....	238
Agency Software Support .....	257
MVD Security Modernization (Phase 3).....	264
Driver License Volume and Cost Adjustment .....	272
License Plate Volume and Cost Adjustment .....	275
Printing/Envelope Cost Increase.....	279
Phoenix-Tucson Rail Corridor.....	283
Technical Adjustments.....	287
Agency Fund Summaries .....	290
Program 1 Budget Unit Summaries – All Funds .....	328
Program 2 Budget Unit Summaries – All Funds .....	338
Program 3 Budget Unit Summaries – All Funds .....	350
Program 4 Budget Unit Summaries – All Funds .....	356
Program 1 Budget Unit Summary – Selected Funds .....	359
Program 2 Budget Unit Summary – Selected Funds .....	398
Program 3 Budget Unit Summary – Selected Funds .....	436
Program 4 Budget Unit Summary – Selected Funds .....	459
Program Summary of Expenditures – All Funds.....	464
Program 1 Summary of Expenditures – Selected Funds .....	472
Program 2 Summary of Expenditures – Selected Funds .....	497
Program 3 Summary of Expenditures – Selected Funds .....	517
Program 4 Summary of Expenditures – Selected Funds .....	529

Program 1 – Expenditure Schedule ..... 532  
Program 2 – Expenditure Schedule ..... 566  
Program 3 – Expenditure Schedule ..... 614  
Program 4 – Expenditure Schedule ..... 641  
Administrative Costs..... 646  
Organization Chart ..... 647



# State of Arizona Budget Request

State Agency

Department of Transportation

A.R.S. Citation: **A.R.S. Title 28**

## Governor Hobbs:

This and the accompanying budget schedules, statements and explanatory information constitute the operating budget request for this agency for Fiscal Year 2025.

To the best of my knowledge all statements and explanations contained in the estimates submitted are true and correct.

Agency Head: **Jennifer Toth**

Title: **Director**

*Jennifer Toth*

9/1/2023

(signature)

Phone: (602) 712-7227

Prepared by: David Bolter

Email Address: dbolter@azdot.gov

Date Prepared: September 1, 2023

<b>Appropriated Funds</b>		<b>FY 2024 Expenditure Plan</b>	<b>FY 2025 Funding Issue</b>	<b>FY 2025 Total Request</b>
<b>Total Amount Requested:</b>		576,251.6	42,696.0	618,947.6
General Fund		550.0	(550.0)	-
State Aviation Fund		2,261.6	18.1	2,279.7
State Highway Fund		479,159.9	33,733.4	512,893.3
Highway Damage Recovery Account Fund		8,000.8	-	8,000.8
ADOT Fleet Operations Fund		25,209.0	4,007.9	29,216.9
Ignition Interlock Device Fund		360.7	-	360.7
Air Quality Fund		1,127.7	(250.0)	877.7
Vehicle Inspection and Certificate of Title Enforcement Fund		1,646.6	-	1,646.6
Motor Vehicle Liability Insurance Enforcement Fund		1,582.3	-	1,582.3
Motor Vehicle Dealer Enforcement Fund		-	-	-
Highway User Revenue Fund		898.6	-	898.6
State Fleet Operations Fund		30,454.4	2,938.5	33,392.9
State Fleet Vehicle Replacement Fund		25,000.0	2,798.1	27,798.1
<b>Non-Appropriated Funds</b>		<b>FY 2024 Expenditure Plan</b>	<b>FY 2025 Funding Issue</b>	<b>FY 2025 Total Request</b>
<b>Total Amount Planned:</b>		22,532.9	-	22,532.9
General Fund		-	-	-
State Aviation Fund		-	-	-
Regional Area Road Fund - Maricopa County		-	-	-
State Highway Fund		7,458.9	-	7,458.9
Arizona Highways Magazine Fund		5,830.3	-	5,830.3
ADOT Fleet Operations Fund		-	-	-
ADOT Federal Programs Fund		-	-	-
Abandoned Vehicles Administration Fund		1,000.0	-	1,000.0
Economic Strength Project Fund		1,000.0	-	1,000.0
Cash Deposits Fund		-	-	-
Motor Carrier Safety Revolving Fund		-	-	-
Employee Recognition Fund		13.0	-	13.0
Grant Anticipation Notes Fund		-	-	-
IGA and ISA Fund		333.2	-	333.2



# State of Arizona Budget Request

State Agency

## Department of Transportation

	<b>FY 2024 Expenditure Plan</b>	<b>FY 2025 Funding Issue</b>	<b>FY 2025 Total Request</b>
Statewide Special Plates Fund	6,897.5	-	6,897.5
ADOT Coronavirus State and Local Fiscal Recovery Fund	-	-	-
Highway User Revenue Fund	-	-	-
Local Agency Deposits Fund	-	-	-
Rental Tax and Bond Deposit Fund	-	-	-
State Highway Fund Bonds Debt Service Fund	-	-	-
Regional Area Road Fund Debt Service Fund	-	-	-
State Match Advantage for Rural Transportation (SMART) Fund	-	-	-
<b>Department of Transportation Total:</b>	<b>598,784.5</b>	<b>42,696.0</b>	<b>641,480.5</b>

## Revenue Schedule

<b>Agency:</b>	<b>Department of Transportation</b>
----------------	-------------------------------------

<b>Fund:</b>	<b>AA1000 General Fund</b>
--------------	----------------------------

AFIS Code	Category of Receipt and Description	FY 2023 Actuals	FY 2024 Estimate	FY 2025 Request
4161	Motor Vehicle Tax	4,667.9	3,737.8	3,737.8
4165	Motor Vehicle Fuel Tax	13,209.1	13,599.9	13,599.9
4373	Surplus Property	95.8	-	-
4419	Other Licenses	21.9	14.3	14.3
4699	Miscellaneous Receipts	1.9	120.0	120.0
<b>General Fund Total:</b>		<b>17,996.5</b>	<b>17,472.0</b>	<b>17,472.0</b>

---

**Forecast Methodology**

Please see attached fund summary for methodology.

## Revenue Schedule

<b>Agency:</b>	<b>Department of Transportation</b>
----------------	-------------------------------------

<b>Fund:</b>	<b>DT2005 State Aviation Fund</b>
--------------	-----------------------------------

AFIS Code	Category of Receipt and Description	FY 2023 Actuals	FY 2024 Estimate	FY 2025 Request
4111	Transaction Privilege Tax	26,282.6	5,739.4	5,811.1
4165	Motor Vehicle Fuel Tax	330.9	340.9	340.9
4176	In-Lieu Taxes – Other	29.1	-	-
4182	Flight Property Tax	8,652.3	10,025.8	11,896.6
4183	Aircraft Taxes	3,526.6	3,787.7	3,901.4
4213	Federal Grants – Capital	1,207.7	1,912.5	1,545.7
4236	State, Local, & Tribal Government - Other	1,646.6	403.1	399.7
4321	Parking	8.6	8.6	8.6
4323	Concessions	340.9	341.1	341.1
4326	Commercial Space	185.1	185.2	185.2
4339	Other Fees & Charges for Services	110.7	110.8	110.8
4519	Other Fines, Forfeitures, Penalties and Liquidated Damages	0.5	-	-
4631	Treasurer’s Interest Income	2,884.7	4,384.7	2,485.4
4632	Rental Income	72.2	72.2	72.2
4635	Loan and Other Interest Income	15.6	14.6	13.6
4645	Payment Card Transaction Fees Paid	(108.3)	(108.3)	(108.3)
4647	Credit Card Fees Paid	(2.5)	(2.5)	(2.5)
4699	Miscellaneous Receipts	27.6	23.6	24.6
4823	Current Year Reimbursements (Refunds)	0.2	0.2	0.2
4901	Operating Transfers In	-	7,000.0	-
<b>State Aviation Fund Total:</b>		<b>45,211.0</b>	<b>34,239.6</b>	<b>27,026.3</b>

---

**Forecast Methodology**

Please see attached fund summary for methodology.



## Revenue Schedule

**Agency:** Department of Transportation

**Fund:** DT2029 Regional Area Road Fund - Maricopa County

AFIS Code	Category of Receipt and Description	FY 2023 Actuals	FY 2024 Estimate	FY 2025 Request
4111	Transaction Privilege Tax	481,725.9	497,198.0	522,568.7
4213	Federal Grants – Capital	301,103.8	323,746.1	436,804.4
4232	State, Local, & Tribal Government Grants – Capital	3,809.9	25,314.0	120,600.0
4381	Sale of Capital Assets	15,367.8	2,315.0	2,423.2
4631	Treasurer’s Interest Income	19,209.2	29,370.3	18,509.0
4632	Rental Income	970.3	970.3	970.3
4699	Miscellaneous Receipts	2,121.9	2,122.0	2,122.0
<b>Regional Area Road Fund - Maricopa County Total:</b>		<b>824,308.9</b>	<b>881,035.7</b>	<b>1,103,997.6</b>

**Forecast Methodology**

Please see attached fund summary for methodology.

**Fund:** DT2030 State Highway Fund

AFIS Code	Category of Receipt and Description	FY 2023 Actuals	FY 2024 Estimate	FY 2025 Request
4111	Transaction Privilege Tax	875,447.5	-	-
4161	Motor Vehicle Tax	242,589.2	238,579.4	247,826.4
4162	Motor Carrier Tax	12,590.8	13,526.9	14,292.6
4165	Motor Vehicle Fuel Tax	394,253.6	392,922.4	399,484.6
4167	Watercraft Fuel Tax	85.1	89.6	92.7
4211	Federal Grants – Operating	24,714.3	24,714.3	24,714.3
4213	Federal Grants – Capital	441,219.4	456,793.6	416,392.8
4231	State, Local, & Tribal Government Grants – Operating	65.3	-	-
4232	State, Local, & Tribal Government Grants – Capital	3,998.7	29,701.0	25,198.6
4236	State, Local, & Tribal Government - Other	5.5	5.5	5.5
4319	Title Certificate Fees	11,175.8	10,987.6	11,275.4
4332	Other Education Fees	201.5	200.0	200.0
4339	Other Fees & Charges for Services	6,437.0	5,902.2	6,012.9
4369	Other Inter-Agency Revenue	143.1	120.0	120.0
4372	Publications & Reproductions	0.7	0.6	0.6
4381	Sale of Capital Assets	1,664.3	500.0	500.0
4411	Motor Vehicle Licenses & Registration	144,549.6	149,275.2	153,231.9

## Revenue Schedule

<b>Agency:</b>	<b>Department of Transportation</b>
----------------	-------------------------------------

<b>Fund:</b>	<b>DT2030 State Highway Fund</b>
--------------	----------------------------------

AFIS Code	Category of Receipt and Description	FY 2023 Actuals	FY 2024 Estimate	FY 2025 Request
4412	Motor Vehicle Driver's Licenses	19,565.3	24,001.5	25,466.5
4413	Motor Carrier Tax Licenses	0.7	0.7	0.7
4415	Occupational & Professional Licenses	25.2	25.0	25.0
4419	Other Licenses	11,652.1	12,076.8	12,303.3
4431	Motor Vehicle Permits	7,482.5	6,607.2	6,889.5
4439	Other Permits	122.7	122.7	122.7
4511	Court Assessments	361.3	368.5	375.9
4631	Treasurer's Interest Income	47,214.8	89,959.2	77,058.9
4632	Rental Income	9,165.1	9,348.4	9,535.3
4645	Payment Card Transaction Fees Paid	(7,511.0)	(7,615.4)	(7,757.8)
4647	Credit Card Fees Paid	(35.1)	(35.1)	(35.1)
4699	Miscellaneous Receipts	27,929.2	30,964.9	34,709.3
4821	Prior Year Reimbursements (Refunds)	58.5	45.0	45.0
4823	Current Year Reimbursements (Refunds)	64.4	75.0	75.0
4871	Residual Equity Transfer	(8,166.7)	(6,367.2)	(6,367.2)
4901	Operating Transfers In	27,740.6	40,636.3	38,989.2
<b>State Highway Fund Total:</b>		<b>2,294,811.0</b>	<b>1,523,531.8</b>	<b>1,490,784.5</b>

---

### Forecast Methodology

Please see attached fund summary for methodology.

## Revenue Schedule

**Agency:** Department of Transportation

**Fund:** DT2031 Arizona Highways Magazine Fund

AFIS Code	Category of Receipt and Description	FY 2023 Actuals	FY 2024 Estimate	FY 2025 Request
4199	Other Miscellaneous Taxes	-	4.0	4.0
4322	Commissions	61.8	36.0	36.0
4332	Other Education Fees	-	5.0	5.0
4339	Other Fees & Charges for Services	235.6	264.0	264.0
4371	Subscriptions	2,157.4	2,201.0	2,201.0
4372	Publications & Reproductions	1,436.6	1,499.0	1,499.0
4631	Treasurer's Interest Income	144.8	62.0	62.0
4632	Rental Income	27.2	21.0	21.0
4647	Credit Card Fees Paid	(30.4)	(32.0)	(32.0)
4649	Credit Card Fee Revenue	(0.3)	-	-
4699	Miscellaneous Receipts	1,202.6	1,073.0	1,073.0
4823	Current Year Reimbursements (Refunds)	0.1	-	-
<b>Arizona Highways Magazine Fund Total:</b>		<b>5,235.3</b>	<b>5,133.0</b>	<b>5,133.0</b>

**Forecast Methodology**

Please see attached fund summary for methodology.

**Fund:** DT2044 Highway Damage Recovery Account Fund

AFIS Code	Category of Receipt and Description	FY 2023 Actuals	FY 2024 Estimate	FY 2025 Request
4165	Motor Vehicle Fuel Tax	3.0	-	-
4650	Uncollectible Revenue Adjustment	(88.5)	-	-
4699	Miscellaneous Receipts	9,401.4	8,420.0	8,420.0
<b>Highway Damage Recovery Account Fund Total:</b>		<b>9,315.8</b>	<b>8,420.0</b>	<b>8,420.0</b>

**Forecast Methodology**

Please see attached fund summary for methodology.

## Revenue Schedule

**Agency:** Department of Transportation

**Fund:** DT2071 ADOT Fleet Operations Fund

AFIS Code	Category of Receipt and Description	FY 2023 Actuals	FY 2024 Estimate	FY 2025 Request
4346	Fleet Management (Motor Pool)	25,133.5	23,610.9	23,610.9
4373	Surplus Property	1,033.4	1,437.8	1,437.8
4381	Sale of Capital Assets	(304.3)	-	-
4631	Treasurer's Interest Income	65.7	100.0	100.0
4647	Credit Card Fees Paid	(39.9)	(49.5)	(49.5)
4699	Miscellaneous Receipts	61.4	242.7	242.7
4823	Current Year Reimbursements (Refunds)	153.1	145.4	145.4
<b>ADOT Fleet Operations Fund Total:</b>		<b>26,102.9</b>	<b>25,487.3</b>	<b>25,487.3</b>

**Forecast Methodology**

Please see attached fund summary for methodology.

**Fund:** DT2097 ADOT Federal Programs Fund

AFIS Code	Category of Receipt and Description	FY 2023 Actuals	FY 2024 Estimate	FY 2025 Request
4211	Federal Grants – Operating	19,476.8	21,899.7	21,899.7
4631	Treasurer's Interest Income	111.4	63.6	63.6
4699	Miscellaneous Receipts	365.3	467.5	467.5
4823	Current Year Reimbursements (Refunds)	0.0	-	-
<b>ADOT Federal Programs Fund Total:</b>		<b>19,953.6</b>	<b>22,430.8</b>	<b>22,430.8</b>

**Forecast Methodology**

Please see attached fund summary for methodology.

## Revenue Schedule

**Agency:** Department of Transportation

**Fund:** DT2150 Abandoned Vehicles Administration Fund

AFIS Code	Category of Receipt and Description	FY 2023 Actuals	FY 2024 Estimate	FY 2025 Request
4339	Other Fees & Charges for Services	1,026.0	1,174.1	1,174.1
<b>Abandoned Vehicles Administration Fund Total:</b>		<b>1,026.0</b>	<b>1,174.1</b>	<b>1,174.1</b>

**Forecast Methodology**

Please see attached fund summary for methodology.

**Fund:** DT2208 Ignition Interlock Device Fund

AFIS Code	Category of Receipt and Description	FY 2023 Actuals	FY 2024 Estimate	FY 2025 Request
4161	Motor Vehicle Tax	301.9	327.8	327.8
<b>Ignition Interlock Device Fund Total:</b>		<b>301.9</b>	<b>327.8</b>	<b>327.8</b>

**Forecast Methodology**

Please see attached fund summary for methodology.

**Fund:** DT2226 Air Quality Fund

AFIS Code	Category of Receipt and Description	FY 2023 Actuals	FY 2024 Estimate	FY 2025 Request
4901	Operating Transfers In	326.6	1,127.7	877.7
<b>Air Quality Fund Total:</b>		<b>326.6</b>	<b>1,127.7</b>	<b>877.7</b>

**Forecast Methodology**

Please see attached fund summary for methodology.

## Revenue Schedule

**Agency:** Department of Transportation

**Fund:** DT2244 Economic Strength Project Fund

AFIS Code	Category of Receipt and Description	FY 2023 Actuals	FY 2024 Estimate	FY 2025 Request
4165	Motor Vehicle Fuel Tax	1,000.0	1,000.0	1,000.0
4631	Treasurer's Interest Income	111.7	110.0	110.0
<b>Economic Strength Project Fund Total:</b>		<b>1,111.7</b>	<b>1,110.0</b>	<b>1,110.0</b>

**Forecast Methodology**

Please see attached fund summary for methodology.

**Fund:** DT2266 Cash Deposits Fund

AFIS Code	Category of Receipt and Description	FY 2023 Actuals	FY 2024 Estimate	FY 2025 Request
4632	Rental Income	(410.4)	(1,411.0)	-
4699	Miscellaneous Receipts	(33.3)	-	-
<b>Cash Deposits Fund Total:</b>		<b>(443.6)</b>	<b>(1,411.0)</b>	<b>-</b>

**Forecast Methodology**

Please see attached fund summary for methodology.

**Fund:** DT2272 Vehicle Inspection and Certificate of Title Enforcement Fund

AFIS Code	Category of Receipt and Description	FY 2023 Actuals	FY 2024 Estimate	FY 2025 Request
4411	Motor Vehicle Licenses & Registration	1,393.2	1,407.4	1,407.4
4519	Other Fines, Forfeitures, Penalties and Liquidated Damages	4.8	6.0	6.0
4901	Operating Transfers In	350.0	-	-
<b>Vehicle Inspection and Certificate of Title Enforcement Fund Total:</b>		<b>1,748.0</b>	<b>1,413.4</b>	<b>1,413.4</b>

**Forecast Methodology**

Please see attached fund summary for methodology.

## Revenue Schedule

**Agency:** Department of Transportation

**Fund:** DT2285 Motor Vehicle Liability Insurance Enforcement Fund

AFIS Code	Category of Receipt and Description	FY 2023 Actuals	FY 2024 Estimate	FY 2025 Request
4339	Other Fees & Charges for Services	2,565.7	2,570.0	2,570.0
4871	Residual Equity Transfer	(1,282.0)	(1,032.0)	(1,282.0)
<b>Motor Vehicle Liability Insurance Enforcement Fund Total:</b>		<b>1,283.7</b>	<b>1,538.0</b>	<b>1,288.0</b>

**Forecast Methodology**

Please see attached fund summary for methodology.

**Fund:** DT2417 Highway Expansion & Extension Loan Program Fund

AFIS Code	Category of Receipt and Description	FY 2023 Actuals	FY 2024 Estimate	FY 2025 Request
4631	Treasurer's Interest Income	0.1	0.1	0.1
<b>Highway Expansion &amp; Extension Loan Program Fund Total:</b>		<b>0.1</b>	<b>0.1</b>	<b>0.1</b>

**Forecast Methodology**

Please see attached fund summary for methodology.

**Fund:** DT2449 Employee Recognition Fund

AFIS Code	Category of Receipt and Description	FY 2023 Actuals	FY 2024 Estimate	FY 2025 Request
4647	Credit Card Fees Paid	(0.9)	(0.9)	(0.9)
4699	Miscellaneous Receipts	33.3	33.3	33.3
4823	Current Year Reimbursements (Refunds)	0.3	0.3	0.3
<b>Employee Recognition Fund Total:</b>		<b>32.8</b>	<b>32.7</b>	<b>32.7</b>

**Forecast Methodology**

Please see attached fund summary for methodology.

## Revenue Schedule

**Agency:** Department of Transportation

**Fund:** DT2463 Grant Anticipation Notes Fund

AFIS Code	Category of Receipt and Description	FY 2023 Actuals	FY 2024 Estimate	FY 2025 Request
4213	Federal Grants – Capital	29,985.3	29,970.3	29,971.5
4901	Operating Transfers In	29,985.3	29,970.3	29,971.5
<b>Grant Anticipation Notes Fund Total:</b>		<b>59,970.5</b>	<b>59,940.6</b>	<b>59,943.0</b>

**Forecast Methodology**

Please see attached fund summary for methodology.

**Fund:** DT2500 IGA and ISA Fund

AFIS Code	Category of Receipt and Description	FY 2023 Actuals	FY 2024 Estimate	FY 2025 Request
4161	Motor Vehicle Tax	293.0	333.2	333.2
4346	Fleet Management (Motor Pool)	(495.2)	-	-
4369	Other Inter-Agency Revenue	622.3	776.0	776.0
4823	Current Year Reimbursements (Refunds)	0.0	-	-
4901	Operating Transfers In	2,392.7	302.3	302.3
<b>IGA and ISA Fund Total:</b>		<b>2,812.8</b>	<b>1,411.5</b>	<b>1,411.5</b>

**Forecast Methodology**

Please see attached fund summary for methodology.

**Fund:** DT2609 Motor Vehicle Dealer Enforcement Fund

AFIS Code	Category of Receipt and Description	FY 2023 Actuals	FY 2024 Estimate	FY 2025 Request
4519	Other Fines, Forfeitures, Penalties and Liquidated Damages	109.1	104.0	104.0
<b>Motor Vehicle Dealer Enforcement Fund Total:</b>		<b>109.1</b>	<b>104.0</b>	<b>104.0</b>

**Forecast Methodology**

Please see attached fund summary for methodology.



## Revenue Schedule

**Agency:** Department of Transportation

**Fund:** DT2650 Statewide Special Plates Fund

AFIS Code	Category of Receipt and Description	FY 2023 Actuals	FY 2024 Estimate	FY 2025 Request
4411	Motor Vehicle Licenses & Registration	6,074.5	6,682.0	7,350.0
4631	Treasurer's Interest Income	112.0	123.0	135.0
4901	Operating Transfers In	-	550.0	-
<b>Statewide Special Plates Fund Total:</b>		<b>6,186.5</b>	<b>7,355.0</b>	<b>7,485.0</b>

**Forecast Methodology**

Please see attached fund summary for methodology.

**Fund:** DT2985 ADOT Coronavirus State and Local Fiscal Recovery Fund

AFIS Code	Category of Receipt and Description	FY 2023 Actuals	FY 2024 Estimate	FY 2025 Request
4915	Federal ARPA COVID Stimulus Transfers In	30,180.2	14,437.8	27,500.0
<b>ADOT Coronavirus State and Local Fiscal Recovery Fund Total:</b>		<b>30,180.2</b>	<b>14,437.8</b>	<b>27,500.0</b>

**Forecast Methodology**

Please see attached fund summary for methodology.

## Revenue Schedule

<b>Agency:</b>	<b>Department of Transportation</b>
----------------	-------------------------------------

<b>Fund:</b>	<b>DT3113 Highway User Revenue Fund</b>
--------------	---

AFIS Code	Category of Receipt and Description	FY 2023 Actuals	FY 2024 Estimate	FY 2025 Request
4161	Motor Vehicle Tax	277,707.7	280,500.9	296,556.1
4162	Motor Carrier Tax	11,542.1	13,259.1	14,009.6
4165	Motor Vehicle Fuel Tax	424,948.7	386,956.3	393,387.1
4199	Other Miscellaneous Taxes	(1,347.9)	-	-
4319	Title Certificate Fees	5,119.9	5,073.3	5,168.4
4339	Other Fees & Charges for Services	5,950.5	5,785.3	5,893.8
4411	Motor Vehicle Licenses & Registration	134,308.0	138,445.1	141,717.7
4412	Motor Vehicle Driver's Licenses	6,494.1	6,423.2	6,543.6
4413	Motor Carrier Tax Licenses	0.7	0.7	0.7
4419	Other Licenses	11,421.4	11,837.7	12,059.6
4431	Motor Vehicle Permits	4,404.2	4,608.5	4,694.7
4511	Court Assessments	1,063.8	1,146.4	1,164.5
4631	Treasurer's Interest Income	2,344.8	1,018.6	1,037.9
4645	Payment Card Transaction Fees Paid	(8,005.0)	(7,464.6)	(7,604.2)
4647	Credit Card Fees Paid	(1,091.3)	-	-
4699	Miscellaneous Receipts	61.6	23,235.3	26,549.7
4901	Operating Transfers In	(18.1)	-	-
<b>Highway User Revenue Fund Total:</b>		<b>874,905.2</b>	<b>870,825.8</b>	<b>901,179.2</b>

---

### Forecast Methodology

Please see attached fund summary for methodology.

## Revenue Schedule

**Agency:** Department of Transportation

**Fund:** DT3701 Local Agency Deposits Fund

AFIS Code	Category of Receipt and Description	FY 2023 Actuals	FY 2024 Estimate	FY 2025 Request
4211	Federal Grants – Operating	119,475.9	141,373.6	144,399.0
4232	State, Local, & Tribal Government Grants – Capital	15.9	-	-
4236	State, Local, & Tribal Government - Other	8,231.2	9,788.8	9,998.2
4411	Motor Vehicle Licenses & Registration	24.3	-	-
4612	Restricted Donations	11.9	-	-
4631	Treasurer’s Interest Income	1,179.0	2,023.9	1,785.3
4699	Miscellaneous Receipts	61.1	-	-
4901	Operating Transfers In	1,500.0	-	-
<b>Local Agency Deposits Fund Total:</b>		<b>130,499.2</b>	<b>153,186.3</b>	<b>156,182.5</b>

**Forecast Methodology**

Please see attached fund summary for methodology.

**Fund:** DT3737 Rental Tax and Bond Deposit Fund

AFIS Code	Category of Receipt and Description	FY 2023 Actuals	FY 2024 Estimate	FY 2025 Request
4119	Other Sales Taxes	483.2	(549.3)	-
4699	Miscellaneous Receipts	(5.5)	-	-
<b>Rental Tax and Bond Deposit Fund Total:</b>		<b>477.7</b>	<b>(549.3)</b>	<b>-</b>

**Forecast Methodology**

Please see attached fund summary for methodology.

## Revenue Schedule

<b>Agency:</b>	<b>Department of Transportation</b>
----------------	-------------------------------------

<b>Fund:</b>	<b>DT4071 State Fleet Operations Fund</b>
--------------	---

AFIS Code	Category of Receipt and Description	FY 2023 Actuals	FY 2024 Estimate	FY 2025 Request
4346	Fleet Management (Motor Pool)	23,389.3	30,454.4	33,392.9
4373	Surplus Property	41.1	-	-
4699	Miscellaneous Receipts	86.4	-	-
4823	Current Year Reimbursements (Refunds)	0.9	-	-
<b>State Fleet Operations Fund Total:</b>		<b>23,517.7</b>	<b>30,454.4</b>	<b>33,392.9</b>

**Forecast Methodology**

Please see attached fund summary for methodology.

<b>Fund:</b>	<b>DT4072 State Fleet Vehicle Replacement Fund</b>
--------------	--

AFIS Code	Category of Receipt and Description	FY 2023 Actuals	FY 2024 Estimate	FY 2025 Request
4346	Fleet Management (Motor Pool)	7,903.0	13,164.1	18,295.4
4369	Other Inter-Agency Revenue	(440.5)	-	-
4381	Sale of Capital Assets	(0.0)	-	-
4699	Miscellaneous Receipts	88.9	250.0	250.0
<b>State Fleet Vehicle Replacement Fund Total:</b>		<b>7,551.4</b>	<b>13,414.1</b>	<b>18,545.4</b>

**Forecast Methodology**

Please see attached fund summary for methodology.

## Revenue Schedule

**Agency:** Department of Transportation

**Fund:** DT5004 State Highway Fund Bonds Debt Service Fund

AFIS Code	Category of Receipt and Description	FY 2023 Actuals	FY 2024 Estimate	FY 2025 Request
4631	Treasurer's Interest Income	2,165.8	17,036.9	8,038.6
4811	Bond Proceeds	-	309,822.3	-
4901	Operating Transfers In	135,518.4	440,628.8	125,430.1
<b>State Highway Fund Bonds Debt Service Fund Total:</b>		<b>137,684.1</b>	<b>767,488.0</b>	<b>133,468.7</b>

**Forecast Methodology**

Please see attached fund summary for methodology.

**Fund:** DT5008 Regional Area Road Fund Debt Service Fund

AFIS Code	Category of Receipt and Description	FY 2023 Actuals	FY 2024 Estimate	FY 2025 Request
4631	Treasurer's Interest Income	2,193.7	3,342.4	3,192.3
4901	Operating Transfers In	141,497.7	140,046.3	140,180.4
<b>Regional Area Road Fund Debt Service Fund Total:</b>		<b>143,691.4</b>	<b>143,388.7</b>	<b>143,372.7</b>

**Forecast Methodology**

Please see attached fund summary for methodology.

**Fund:** DT5906 Smart Corridor Highway Trust Fund

AFIS Code	Category of Receipt and Description	FY 2023 Actuals	FY 2024 Estimate	FY 2025 Request
4631	Treasurer's Interest Income	-	0.1	0.5
4632	Rental Income	-	25.0	25.0
<b>Smart Corridor Highway Trust Fund Total:</b>		<b>-</b>	<b>25.1</b>	<b>25.5</b>

**Forecast Methodology**

Please see attached fund summary for methodology.

## Revenue Schedule

<b>Agency:</b>	<b>Department of Transportation</b>
----------------	-------------------------------------

<b>Fund:</b>	<b>DT9901 State Match Advantage for Rural Transportation (SMART) Fund</b>
--------------	---

AFIS Code	Category of Receipt and Description	FY 2023 Actuals	FY 2024 Estimate	FY 2025 Request
4111	Transaction Privilege Tax	-	-	-
4631	Treasurer's Interest Income	1,245.6	2,994.6	2,546.0
4901	Operating Transfers In	50,000.0	12,500.0	-
	<b>State Match Advantage for Rural Transportation (SMART) Fund Total:</b>	<b>51,245.6</b>	<b>15,494.6</b>	<b>2,546.0</b>

---

**Forecast Methodology**

Please see attached fund summary for methodology.

## ADOT REVENUE FORECAST METHODOLOGY

<b>Fund No:</b>	1000
<b>Fund Name:</b>	State General Fund
<b>Citation:</b>	A.R.S. § 28-4302, 5808, 8345, 9503, 9504
<b>Fund Description:</b>	
<p>ADOT began recognizing deposits to the general fund in December 2017. Previously, revenue destined for the general fund was transferred from the ADOT-MVD clearing fund as negative revenue to ADOA before being deposited in the general fund.</p> <p>The consistent sources of revenue deposited to the general fund are:</p> <ul style="list-style-type: none"> <li>• Vehicle dealers license fees for dealers who have a contractual relationship with a third-party lender (\$300 initial license fee and \$150 annual renewal per A.R.S. § 28-4302) as well as other amounts based on various circumstances.</li> <li>• Abandoned vehicle fees (after the 20% distribution to the abandoned vehicle fund per A.R.S. § 28-5808.D)             <ul style="list-style-type: none"> <li>○ 90% of fees collected for vehicles abandoned on state land</li> <li>○ 60% of fees collected for vehicles abandoned on federal land</li> </ul> </li> <li>• Vehicle license taxes (VLT) from five-year registrations (the difference between the five-year VLT and what the VLT would have been if the owner opted for a two-year registration per A.R.S. § 28-5808.E)</li> <li>• Aircraft license taxes (50% of aircraft license tax revenues per A.R.S. § 28-8345)</li> <li>• Vehicle for hire fees per A.R.S. § 28-9503 &amp; 28-9504             <ul style="list-style-type: none"> <li>○ \$24 per vehicle for a three-year permit</li> <li>○ Maximum of \$1,000 per applicant</li> <li>○ Civil penalties up to \$1,500 per infraction at each business location</li> </ul> </li> </ul>	

<b>Forecast Methodology: (include key revenue drivers, assumptions, or changes to the fund)</b>
<p>The significant revenue sources for ADOT’s contribution to the general fund are abandoned vehicle fees, aviation license revenue, and five-year VLT. For abandoned vehicle fees, five-year VLT, aircraft license taxes revenue, vehicle for hire fees, and vehicle dealer license fees, the FY 2024 and FY 2025 revenue forecasts expect stable revenues. In most cases, the forecast methodology is based on a 3-year average.</p>

## ADOT REVENUE FORECAST METHODOLOGY

<b>Fund No:</b>	DT2005
<b>Fund Name:</b>	Aviation Fund
<b>Citation:</b>	A.R.S. § 28-8202
<b>Fund Description:</b>	
<p>The aviation fund is used to operate the Grand Canyon National Park Airport (GCNA), ADOT's aeronautics group, and fund the airport capital improvement program (ACIP). The ACIP can be broken into six subprograms. The subprograms consist of:</p> <ul style="list-style-type: none"> <li>• airport development grants through the state/local grants (SL grants) program</li> <li>• airport development grants through the federal/state/local grant (FSL grants) program</li> <li>• airport pavement management system (APMS) program</li> <li>• aviation system planning and aviation services program (SASP)</li> <li>• airport development loan program (ADLP) – currently suspended</li> <li>• Grand Canyon Airport capital program</li> </ul> <p>ADOT distributes funds for the SL subprograms in the form of grants for airport projects that do not include federal aviation administration (FAA) grants. The grants typically provide funds for 90% of the project cost with the airport providing the 10% match. Projects funded by SL grants include design, construction, safety, security, capacity improvement, environmental, planning, and minor land acquisition.</p> <p>When an airport receives a federal grant, it can request ADOT to pay for one half of its match. The FAA provides grants through the FSL program for design, construction, safety, security, capacity enhancement, environmental, planning, and minor land acquisitions.</p> <p>Through the APMS program, ADOT annually identifies airport pavement maintenance projects eligible for funding for the upcoming five years. These projects will appear in the state's Five-Year Airport Capital Improvement Program. The airport sponsor may sign an intergovernmental agreement (IGA) with ADOT to participate in the ACIP. The state transportation board (STB) approves the projects in the Five-Year Airport Capital Improvement Program.</p> <p>The SASP program is used by ADOT to perform state-wide system studies and projects. Typical projects include state airport system planning, economic impact of aviation, unique projects considered beneficial to the state as a system, Arizona flight charts, and site location studies.</p> <p>The Grand Canyon Airport (GCA) is operated by ADOT. The GCA does apply for and receive FSL grants, but since it is owned by ADOT the entire required match is funded from the Aviation Fund.</p> <p>A.R.S. §28-8322 requires aircraft based in Arizona to be licensed and registered in Arizona. A.R.S. §28-8202 requires 35% of registration fees and all flight property tax, jet fuel excise tax, aircraft dealer licensing, and aviation fuel taxes paid by pilots and aircraft owners to be deposited to the State Aviation Fund.</p>	



---

**Forecast Methodology: (include key revenue drivers, assumptions, or changes to the fund)**

Key fund drivers include the following:

- aviation fuel tax
- flight property tax
- aircraft registration taxes
- jet fuel excise tax
- federal grants
- state and local government deposits for APMS projects
- Grand Canyon Airport revenues related to
  - parking
  - concessions
  - commercial space
  - other fees and charges for services
  - rental income
- investment interest earnings
- loan and other interest income
- credit card fees
- legislative appropriations

The primary revenue sources for the aviation fund are flight property tax and aircraft taxes. However, in FY 2017, statutory amendments (SB 1531) changed the portion of aircraft tax and jet fuel excise tax distributed to the aviation fund. A.R.S. § 28-8345 requires 35% of aircraft taxes to be distributed to the aviation fund and the remaining 65% distributed between the state general fund which receives 50%, the counties which receive 9.5% and the incorporated cities and towns which receive 5.5%; previously 100% of aircraft taxes were distributed to the aviation fund. The FY 2017 statutory changes also require 100% of jet fuel excise taxes to be distributed to the aviation fund whereas prior to the change, 100% was distributed among the state general fund, counties and incorporated cities and towns. These changes resulted in the fund's primary revenue sources being the flight property tax, jet excise tax, and aircraft tax.

The aviation fund FY 2024 beginning balance reflects recent legislative appropriations obligated to airport capital projects. The forecast reflects an additional \$7M in FY 2024 of General Fund operating appropriations to the fund. Base revenue year-over-year was down 14.5% in FY 2023, driven by a decrease in flight property tax due to decreased FY 2020 airline activity due to COVID-19 (FY 2023 flight property tax is based on assessments for 2020 airline activity) and less federal grant reimbursements due to decreased activity in Grand Canyon National airport capital projects as the airport was in the process of transitioning engineering consultants. FY 2024 growth is forecasted at 10.7%. Forecast base revenue growth is primarily due to an anticipated increase in flight property tax (post COVID-19 airline activity) and an increase in investment interest revenue due to US treasury rate increases. The FY 2025 forecast anticipates a decrease of 0.8% year-over-year in base revenue due to declining investment interest revenue driven by an anticipated decrease in the fund balance as obligated project expenditures increase.

## ADOT REVENUE FORECAST METHODOLOGY

<b>Fund No:</b>	DT2029
<b>Fund Name:</b>	ADOT Maricopa Regional Area Road Fund
<b>Citation:</b>	A.R.S. § 28-6302, 42-6105
<b>Fund Description:</b>	
<p>In 2004, Maricopa County voters approved Proposition 400 that extended a ½ cent transportation excise (sales) tax. The current 20-year tax expires on December 31, 2025. Of the taxes collected, 33.3% is distributed to the public transportation fund administered by the Maricopa County Regional Public Transportation Authority, while the remaining 66.7% is distributed to the Arizona Department of Transportation (ADOT) - administered regional area road fund (RARF). The 66.7% is comprised of 56.2% of Prop 400 collection dedicated for capital improvements to freeways and routes of the state system in the regional transportation plan for Maricopa County and 10.5% of Prop 400 collections for use on major arterial streets and intersection improvements in Maricopa County. With the passage of Laws 2023, 1<sup>st</sup> Regular Session, Chapter 203 (SB 1102), Maricopa County voters will have the opportunity to extend Proposition 400 in the November 2024 election cycle, albeit with different distribution percentages.</p>	

<b>Forecast Methodology: (include key revenue drivers, assumptions, or changes to the fund)</b>	
<p>The Maricopa Association of Governments (MAG) regional transportation plan’s freeway program cash flow is a detailed model used to plan revenues and expenditures for the life cycle program that covers the period from January 2006 through the end of the Proposition 400 supported Freeway Lifecycle Program. It is a planning tool that projects future cash balances and also contributes to the planned timing and amount of future bond issues.</p> <p>The cash flow is updated regularly and incorporates the annual risk analysis process (RAP) excise tax revenue forecast update produced each fall. The RAP relies on probability analysis and the independent variables used in the model. The independent variables currently in use are the Maricopa County nominal personal income growth, Maricopa County population growth, and Maricopa County construction employment growth, among others.</p> <p>Revenues deposited into the RARF fund are comprised of the 66.7% of the county transportation excise tax, reimbursements from FHWA on federally eligible project expenditures, and interest earned on invested balances, among other sources. The county transportation excise tax revenues forecasted by the RAP process is from a ½ cent transaction privilege tax on business activities including but not limited to retail sales, contracting, utilities, rental of real and personal property, and restaurant and bar receipts.</p> <p>A detailed explanation of the forecast methodology for the Arizona Department of Transportation (ADOT) Maricopa County Transportation excise tax revenues can be found on the internet at <a href="http://www.azdot.gov">www.azdot.gov</a>. On the home page click on <i>About</i>, click on <i>Financial Management Services</i>, click on <i>Transportation Funding</i>, click on <i>Regional Area Road Fund (RARF)</i>, and then click on <i>RARF Forecasting Process and Results SFY 2023-2026</i>. This data can be accessed directly at the URL address:</p> <p><a href="https://apps.azdot.gov/files/FMS/RARF/Forecasting/rarfcastproc2326.pdf">https://apps.azdot.gov/files/FMS/RARF/Forecasting/rarfcastproc2326.pdf</a></p>	

## ADOT REVENUE FORECAST METHODOLOGY

<b>Fund No:</b>	DT2030
<b>Fund Name:</b>	State Highway Fund
<b>Citation:</b>	A.R.S. § 28-6991
<b>Fund Description:</b>	
<p>Monies in the fund consist of statutory transfers from the highway user revenue fund (HURF). The state highway fund (SHF) receives 50.5% of HURF revenues after various distributions are made. The SHF's share of HURF is distributed by statute, with 12.6% to the Maricopa Association of Governments (MAG) and Pima Association of Governments (PAG), and another 2.6% of the SHF's share of HURF is distributed to MAG and PAG by board policy. The SHF supports the Arizona Department of Transportation's (ADOT's) costs of engineering, construction and maintenance of state highways and state routes, ADOT's administrative expenses, and law enforcement on state highways.</p>	

<b>Forecast Methodology: (include key revenue drivers, assumptions, or changes to the fund)</b>
<p>The statewide program cash flow is a detailed model used to plan revenues and expenditures for the five-year transportation facilities construction program. It is a planning tool that projects future cash balances and also contributes to the planned timing and amount of future bond issues. The cash flow is updated regularly and incorporates the annual risk analysis process (RAP) revenue forecast update produced each fall. Revenues deposited into the SHF are comprised of the SHF's share of HURF revenues, reimbursements from the Federal Highway Administration (FHWA) on federally eligible project expenditures, interest earned on invested balances, and legislative appropriations, among other sources.</p> <p>The HURF revenues forecasted by the RAP comes from various taxes and fees on items, including but not limited to, fuel taxes, vehicle license tax (VLT), motor vehicle registrations, motor carrier fees and motor vehicle operator licenses. With the passage of Prop 207 in November 2021, HURF revenues now also include distributions from the Smart and Safe Arizona Fund.</p> <p>The independent variables used in the forecast are Arizona nominal personal income, population, non-farm employment, fleet fuel efficiency, and nominal gas price plus the west coast number two nominal diesel price. A detailed explanation of the forecast methodology for the Arizona Department of Transportation (ADOT) can be found on the internet at <a href="http://www.azdot.gov">www.azdot.gov</a>. On the home page, click on About, click on Financial Management Services, click on Transportation Funding, click on Highway User Revenue Fund, and then click on HURF Forecasting Process and Results SFY 2023-2032. This data can be accessed directly at the URL address:</p> <p><a href="https://apps.azdot.gov/files/FMS/HURF/Forecasting/hurfcstproc2332.pdf">https://apps.azdot.gov/files/FMS/HURF/Forecasting/hurfcstproc2332.pdf</a></p>

## ADOT REVENUE FORECAST METHODOLOGY

<b>Fund No:</b>	DT2031
<b>Fund Name:</b>	AZ Highways Magazine Fund
<b>Citation:</b>	A.R.S. § 28-7315
<b>Fund Description:</b>	
Primary revenues consist of receipts generated from sales of the Arizona Highways magazine and other publications. This fund provides for the production and sales of subscriptions, maps, pamphlets, etc.	

<b>Forecast Methodology: (include key revenue drivers, assumptions, or changes to the fund)</b>	
There are two major revenue drivers for the Arizona Highways magazine fund: magazine subscriptions and related products. Revenues have been relatively consistent from FY 2021 through FY 2023. As a result, FY 2024 and FY 2025 revenue projections are based on three-year average revenue (FY 2021 through FY 2023).	

## ADOT REVENUE FORECAST METHODOLOGY

<b>Fund No:</b>	DT2044
<b>Fund Name:</b>	Damage Recovery Fund
<b>Citation:</b>	A.R.S. § 28-6994
<b>Fund Description:</b>	
<p>Revenue consists of monies received for damage caused to highways and its features by at-fault third parties. Highway features include, but are not limited to pavement, guardrails, lights, traffic signals, fencing, signs, bridges, and other state property in the right-of-way.</p> <p>When a highway feature is damaged by an at-fault third party, the Arizona Department of Transportation (ADOT) uses money from the maintenance special line item (SLI) to complete repairs. Repairs include the cost of labor, equipment, materials, and traffic control. This results in deferring planned maintenance of the highway. This fund is used for the maintenance of state highways, portions of highways, and state routes and is conceptually used to perform the maintenance deferred due to performing these repairs.</p>	

<b>Forecast Methodology: (include key revenue drivers, assumptions, or changes to the fund)</b>
<p>Collections from at-fault third parties represent this fund’s revenue receipts. Key drivers of the damage recovery fund are the number of lane miles in the highway system, volume of traffic, amount of damage caused by third parties, cost to repair or replace the damaged roadway feature, and ADOT’s ability to collect for the damage.</p> <p>ADOT is able to identify an at-fault third party who has damaged the highway between 70% and 80% of the time. The amount collected from these responsible third parties is about 80% of the total damage incurred. As a result of operational improvements in its recovery efforts, ADOT has increased its collections for damage caused by at-fault third parties, and it has collected on its back log of outstanding claims.</p> <p>ADOT estimates revenue of \$8,420,000 in FY 2024 and FY 2025 based on a 2-year average of revenue collected in FY 2022 through FY 2023.</p>

## ADOT REVENUE FORECAST METHODOLOGY

<b>Fund No:</b>	DT2071
<b>Fund Name:</b>	Department Fleet Operations Fund
<b>Citation:</b>	A.R.S. § 28-7006
<b>Fund Description:</b>	
<p>The fund’s revenues are derived from charges to the divisions of the Arizona Department of Transportation (ADOT) for renting and repairing vehicles and equipment. In turn, the revenue collected is used to maintain the agency’s inventory of automobiles, trucks, heavy equipment, and other field equipment.</p> <p>Activity for the state fleet initially occurs in this fund. Expenditures are then offset onto the State Fleet Operations Fund (DT4071), resulting in net zero activity in the Department Fleet Operations Fund (DT2071). Please see the State Fleet Operations Fund (DT4071) for additional information.</p>	

<b>Forecast Methodology: (include key revenue drivers, assumptions, or changes to the fund)</b>	
<p>The Department Fleet Operations Fund (DT2071) is a revolving fund with rates derived to recover costs. Therefore, the revenue should match expenditures. The key revenue drivers for this fund are the number and type of vehicles and equipment serviced.</p> <p>Rates were raised by 25% in FY 2023 to account for the significant increases in the costs of parts, vendor services, and state salaries. Expenditures were further impacted by the overall age of ADOT’s fleet. When not replaced at the end of their lifecycle, the maintenance costs on older vehicles increase significantly, eventually exceeding the acquisition cost of the vehicle. Rates were required to be increased, in part, to keep pace with the growing maintenance costs of older vehicles.</p> <p>The methodology for FY 2024 and FY 2025 revenue projections are based on forecasting revenue utilizing the FY 2024 rates and two-year averages for non-rate driven revenue categories.</p>	

## ADOT REVENUE FORECAST METHODOLOGY

<b>Fund No:</b>	DT2097
<b>Fund Name:</b>	ADOT Federal Program Fund
<b>Citation:</b>	A.R.S. § 35-142; United States Code Title 23
<b>Fund Description:</b>	
<p>The Arizona Department of Transportation (ADOT) federal program fund is comprised of a small number of Federal Transit Administration (FTA)-issued grants that are not part of the federal-aid highway program.</p> <p>This is a cash fund and was established for the sole purpose of tracking FTA grants. The principal statutes governing the issuance of these grants are found in Title 23, United States Code (23 U.S.C.). This fund is not found in state statute. Funds are used to pay for salaries and related costs associated with the administration of the following federal programs:</p> <ul style="list-style-type: none"> <li>● Metropolitan Transportation Program (Section 5305): The Federal Transit Administration (FTA) provides funding to states for preparing long-range transportation plans and transit improvement projects. ADOT transit allocates the 5305(d) funding among eight metropolitan planning organizations (MPOs). The eight MPOs are Central Yavapai Metropolitan Planning Organization, Flagstaff Metropolitan Planning Organization, Lake Havasu Metropolitan Planning Organization, Maricopa Association of Governments, Pima Association of Governments, Sun Corridor Metropolitan Planning Organization, Sierra Vista Metropolitan Planning Organization and Yuma Metropolitan Planning Organization. ADOT allocates the funds based on a formula developed by the State and MPOs, which requires MPOs provide a 20% match. 5305(e) funds are retained by the State for competitive funding applications or are used by the state to undertake statewide transit planning activities. The 20% match requirement is either provided by the state for statewide planning activities or the competitive applicant.</li> </ul> <p>Note: Metropolitan Transportation Program (Section 5305) funding has been transferred to FHWA and is now part of Consolidated Planning with the FY 2021 apportionment. ADOT Transit still has older funds under its management that will take several years to be fully expended.</p> <ul style="list-style-type: none"> <li>● 5310 Enhanced Mobility of Seniors and Individuals with Disabilities: The FTA provides ADOT with formula funding for the Section 5310 program. ADOT also utilizes flexible funding that is provided by surface transportation block grants (STBGs) for the Section 5310 transit program. STBGs promote flexibility in State and local transportation decisions and provide flexible funding to best address State and local transportation needs. All funding distributed to applicants requires a local match. The minimum local match is 20%; however, ADOT can fund capital with STBG funds at 90% federal and 10% local match when funding allows. Funds can be used to purchase vehicles and related equipment as well as for operating expenses. The vehicles are used to transport seniors and mentally and physically disabled people to medical appointments, shopping, and other appointments. For a local government or non-profit to be eligible for this program, there must be a regional coordination plan for their area and the applicant must have participated in related coordination activities, such as coordinating participation meetings.</li> </ul>	

- 5311 Rural Public Transportation Program: Federal funds are allocated by the FTA for this program. ADOT also utilizes flexible funding that is provided by surface transportation block grants (STBGs) for the Section 5311 transit program. STBGs promote flexibility in State and local transportation decisions and provides flexible funding to best address State and local transportation needs. ADOT administers the program through a competitive application process. Grants are required to be used for public transportation in rural counties, cities, towns and American Indian tribes. Funding is available for administration, operations, intercity bus service and capital projects. Funding ratios vary by activity and range from 58%/42% for operating funds to 90%/10% for capital funds.
- Rural Transit Assistance Program (RTAP): The Rural Transit Assistance Program (49 U.S.C. 5311(b)(3)) is funded through the FTA and offers training, technical assistance, and research opportunities as well as other support services to improve the delivery of transit services in non-urbanized areas.
- State Safety Oversight: ADOT is the state certified agency to provide safety oversight in Arizona as outlined in the Rail Fixed Guideway Systems: State Safety Oversight (SSO), which is published by the FTA and is part of 49 CFR Part 674 (Part 674). There are three systems in Arizona that fall under Part 674; Valley Metro Rail in Phoenix, Tempe Streetcar in Tempe, and the Tucson Streetcar. ADOT is required to develop and maintain a program standard. ADOT's responsibilities are to review, approve, and develop a safety program standard and to require each rail transit authority (RTA) to develop a system safety program plan.
- 2020 CARES Act: The Coronavirus Aid, Relief, and Economic Security (CARES) Act provided \$25 billion to 5311 and 5307 transit agencies to help to prevent, prepare for and respond to the COVID-19 pandemic. ADOT received an award of \$41,730,201 in 5311 CARES Act funding. When funds are awarded to tribes they have the option to transfer their awarded funding to FTA and not contract with the State. Several tribes decided to transfer their money (total \$5,521,875) to FTA which then reduces the amount of funding that we received to \$36,208,326. All 5311 program guidelines must be followed and funding was awarded to current sub recipients in the ADOT 5311 program. This is a one-time award that will be used until the funds are fully spent.
- 2021 Coronavirus Response and Relief Supplemental Appropriations Act (CRRSAA): This act provided ADOT \$546,762 in funding for use in the 5310 Elderly and Persons with Disabilities program. Funds are to focus on operating costs and preventive maintenance of vehicles. ADOT is eligible to a maximum of 10% of the funding for state admin. Funds are allocated in three geographic pools: Urban – Tucson, Small Urban and Rural. ADOT has applied for this funding and expects it to be awarded in October 2022. When the funds are awarded ADOT will pass them on to the subrecipients.



- 2021 American Rescue Plan (ARP) Act: Funds were allocation in this act for 5310 and 5311.
  - 5310 ARP: This act provided ADOT \$546,762 in funding for use in the 5310 Elderly and Persons with Disabilities program. Funds are to focus on operating costs and preventive maintenance of vehicles. ADOT is eligible to a maximum of 10% of the funding for state admin. Funds are allocated in three geographic pools: Urban – Tucson, Small Urban and Rural. These funds were awarded t the subrecipients and they are currently utilizing them.
  - 5311 ARP: This act provided ADOT \$2,982,156 in funding for use in the 5311 Rural Public Transit program. Funds are to focus on operating costs and preventive maintenance of vehicles. ADOT is eligible to a maximum of 10% of the funding for state admin minus the funds provided under the Rural Transit Assistance Program (RTAP). RTAP funds are used to provide training opportunities for ADOT sub recipients to comply with FTA and ADOT requirements.

**Forecast Methodology: (include key revenue drivers, assumptions, or changes to the fund)**

Projections are based on federal grant schedules, historical trends, and estimated project billings. The forecast is generally based on a 2% increase identified in Infrastructure Investment and Jobs Act (IIJA)/Bipartisan Infrastructure Law (BIL) apportionments (exceptions noted). Miscellaneous receipts are from the local agency match to grants it is awarded and are based on a 2-year average.

## PUBLIC TRANSIT FUNDING

### Arizona Federal Transit Administration Apportionments and Funding Projection Summary

Fund Type	Fund Type Description	Match %	2023	2024	2025
Section 5303 / 5305(d)	Metropolitan Planning	80%	\$3,559,894	\$3,631,092	\$3,703,714
Section 5304 / 5305(e)	Statewide Planning	80%	\$710,056	\$724,257	\$738,742
Section 5310 Tuscon UZA	Enhanced Mobility of Seniors and Individuals with Disabilities	80%	\$1,422,088	\$1,450,530	\$1,479,540
Section 5310 Small Urban	Enhanced Mobility of Seniors and Individuals with Disabilities	80%	\$2,072,512	\$2,113,962	\$2,156,241
Section 5310 Rural	Enhanced Mobility of Seniors and Individuals with Disabilities	80%	\$1,482,453	\$1,512,102	\$1,542,344
STBG - 5310	Surface Transportation Block Grant (5310)	80%	\$1,500,000	\$1,500,000	\$1,500,000
Section 5310 CRRSAA	Enhanced Mobility of Seniors and Individuals with Disabilities	100%	\$0	\$0	\$0
Section 5310 ARP	American Rescue Plan (5310)	100%	\$0	\$0	\$0
Section 5311	Formula Grants for Rural Areas	80%	\$17,434,476	\$17,783,166	\$18,138,829
Section 5311(b)(3) RTAP	Rural Transit Assistance Program	100%	\$234,166	\$238,849	\$243,626
STBG - 5311	Surface Transportation Block Grant (5311)	80%	\$1,000,000	\$1,000,000	\$1,000,000
Section 5311 ARP	American Rescue Plan (5311)	100%	\$0	\$0	\$0
Section 5339 Statewide	Bus and Bus Facilities	80%	\$4,000,000	4,000,000	\$4,000,000
Section 5339 Small Urban	Bus and Bus Facilities	80%	\$1,170,100	\$1,135,715	\$1,135,715
Section 5329	State Safety Oversight	80%	\$1,171,338	\$1,194,765	\$1,218,660
<b>TOTAL</b>			<b>\$ 35,757,083</b>	<b>\$ 36,284,438</b>	<b>\$ 36,857,412</b>

**Notes:**

- The year is the year of apportionment. The funds will be available for expenditure in the following year.
- Some funds have other match ratios, but 80% is the most common.
- Years 2024-2025 are projections based on 2% growth from the 2023 apportionments except as noted below.
- STBG and 5339 also has no growth projections included.
- Individual projects will be identified through the Metropolitan Planning Organization (MPO) Transportation Improvement Programs (TIP's). The awards may include funding from older grants not reflected here.
- Coronavirus Response and Relief Supplemental Appropriations Act (CRRSAA) provided funding for the 5310 program at 100% federal reimbursement. CRRSAA funding awarded in 2022 is still being awarded and used throughout the funding period, but new funding is not anticipated and is not included in the table.
- American Rescue Plan Act (ARP) provided funding for the 5310 program and the 5311 program at 100% federal reimbursement. ARP funding awarded in 2022 is still being awarded and used throughout the funding period, but new funding is not anticipated and is not included in the table.
- CARES Act funding apportioned in 2020 is still being awarded and used throughout the funding period, but as new funding is not anticipated, it is not included here.
- Competitive awards are posted at: [www.azdot.gov/transitguidebooks](http://www.azdot.gov/transitguidebooks)

## ADOT REVENUE FORECAST METHODOLOGY

<b>Fund No:</b>	DT2150
<b>Fund Name:</b>	Abandoned Vehicle Administration Fund
<b>Citation:</b>	A.R.S. § 28-4804
<b>Fund Description:</b>	
<p>Monies in this fund come from two sources as described and cited in A.R.S. § 28-4802:</p> <ol style="list-style-type: none"> <li>(1) Section A of this state statute provides that fees from vehicles abandoned on public property within the boundaries of an incorporated city or town have 10% of collected fees transferred into the Abandoned Vehicle Administration Fund. Vehicles falling into this category pay a \$500 fee per Arizona Administrative Code R17-1-205(A).</li> <li>(2) Section B of this state statute provides that fees from vehicles abandoned on public property outside the boundaries of an incorporated city or town have 40% of collected fees transferred into the Abandoned Vehicle Administration Fund. Vehicles falling into this category pay a \$600 fee per Arizona Administrative Code R17-1-205(B).</li> </ol> <p>All remaining fees are deposited in the State Highway Fund (DT2030). Some of the monies deposited into the Abandoned Vehicle Administration Fund are used to reimburse registered towing companies that tow abandoned vehicles pursuant to A.R.S. §28-4805. This fund is a pass-through account, meaning the same amount of money going in is coming out each year.</p>	

<b>Forecast Methodology: (include key revenue drivers, assumptions, or changes to the fund)</b>
<p>The Abandoned Vehicle Administration Fund was established on August 9, 2017, and realized its first revenue as recorded in November of CY (calendar year) 2018. FY 2024 and FY 2025 revenue projections are based on a three-year average of actual revenue from FY 2021 through FY 2023.</p> <p>The fund’s eligible revenue comes from fees collected for vehicles that were abandoned on or after the implementation date. Fees are assessed on the abandoned vehicle’s owner at the time the vehicle is determined to be abandoned. However, the fee may not be collected until the next time that owner interacts with the Motor Vehicle Division (MVD) in person or through an authorized third party. In some cases, the fees are collected several years later, if at all.</p>

## ADOT REVENUE FORECAST METHODOLOGY

<b>Fund No:</b>	DT2208
<b>Fund Name:</b>	Ignition Interlock Device Fund
<b>Citation:</b>	A.R.S. § 28-1469
<b>Fund Description:</b>	
<p>Monies in the fund consist of installation fees collected by ignition interlock service providers for each device that is installed. Ignition interlock devices are required for drivers who are convicted of a driving under the influence (DUI) offense involving alcohol or who refuse to submit to a test for the purpose of determining alcohol or drug content at the time of arrest.</p> <p>Monies deposited in the fund are subject to legislative appropriation, are exempt from A.R.S. § 35-190 relating to lapsing of appropriations and are to be used by the Department for administering the ignition interlock program.</p>	

<b>Forecast Methodology: (include key revenue drivers, assumptions, or changes to the fund)</b>	
<p>The installation fee and the Ignition Interlock Device Fund (DT2208) were new in FY 2019. The \$20 fee per installation was set by rule R17-5-614, effective July 1, 2018. The first deposit of revenue occurred in December 2018.</p> <p>FY 2024 and FY 2025 revenue projections are based on a three-year average of actual revenue in FY 2021 through FY 2023. These revenue projections assume approximately 16,390 devices will be installed annually in FY 2024 and FY 2025 (16,390 devices multiplied by a \$20 fee = \$327,800).</p>	

## ADOT REVENUE FORECAST METHODOLOGY

<b>Fund No:</b>	DT2226
<b>Fund Name:</b>	Air Quality Fund
<b>Citation:</b>	A.R.S. § 49-551
<b>Fund Description:</b>	
<p>Monies in the fund consist of an annual \$1.50 fee collected from gasoline-powered and light diesel vehicle owners when registering a vehicle in the state. The fund is used for air quality research experiments and supports other air quality initiatives aimed at bringing areas of the state into accord with federal clean air standards.</p> <p>ADOT’s Multimodal Planning Division (MPD) uses monies from this fund to provide matching funds for Federal Transit Administration (FTA) grants for the state safety oversight (SSO) program for rail transit systems, Metropolitan Planning, Statewide Planning, Rural Transit Assistance Program (RTAP), BUS and BUS Facilities Program and associated administrative costs.</p> <p>According to the State of Arizona Accounting Manual (SAAM), Topic 15, Section 21 “Transfers of Money between State Agencies”, the Air Quality Fund is an “operating transfer” fund. This means that the agency receiving the funds originally, which is the Arizona Department of Environmental Quality (DEQ) in this case, books the monies from an outside source as revenue and then transfers the funds out to another agency. ADOT is the secondary receiving agency and must use an operating-transfer-in method as DEQ is acting as nothing more than a conduit of funds to the secondary agency. As ADOT is the secondary agency, it must record the monies as revenue.</p>	

<b>Forecast Methodology: (include key revenue drivers, assumptions, or changes to the fund)</b>
<p>ADOT does not forecast revenue for this fund. The Arizona Department of Environmental Quality (DEQ) administers the fund. The revenue included in the schedule represents the operating transfer in of the amount appropriated each year. For FY 2024, the appropriation is \$1,127,700. The same number, \$1,127,700, is projected for FY 2025.</p>

## ADOT REVENUE FORECAST METHODOLOGY

<b>Fund No:</b>	DT2244
<b>Fund Name:</b>	Economic Strength Project Fund
<b>Citation:</b>	A.R.S. §28-6534; A.R.S. § 28-7281; A.R.S. § 28-7286
<b>Fund Description:</b>	
<p>The Economic Strength Project Fund is used to fund projects that are part of the state highway system and retain and/or increase the number of jobs in the state, lead to significant capital investment in the state, or make a significant contribution to the economy of the state. Economic strength projects are recommended by the Arizona Commerce Authority and are approved by the Arizona State Transportation Board.</p>	

<b>Forecast Methodology: (include key revenue drivers, assumptions, or changes to the fund)</b>	
<p>Per A.R.S. § 28-7282, the Economic Strength Project fund receives a distribution from the highway user revenue fund of \$1,000,000 no later than June 15 of each fiscal year. Additionally, the balance of the fund is invested and interest is earned. The forecast assumes the legislatively mandated transfer of \$1,000,000 as well as interest based on FY 2023 to reflect the current environment.</p>	

## ADOT REVENUE FORECAST METHODOLOGY

<b>Fund No:</b>	DT2266
<b>Fund Name:</b>	Cash Deposits Fund
<b>Citation:</b>	A.R.S. § 35-142
<b>Fund Description:</b>	
This fund receives cash advances, reimbursements and deposits that are used for maintenance and rental property repair.	

<b>Forecast Methodology: (include key revenue drivers, assumptions, or changes to the fund)</b>
The revenue in the cash deposits fund is from deposits for Arizona Department of Transportation (ADOT) owned lease properties located in the right-of-way (ROW) of the highways. The deposits are held in the fund and then returned to the depositor when the lease is terminated. The fund is a holding account and returns the deposits so the disbursement is recorded as negative revenue. The revenue forecast represents the amount needed to return current deposits.

## ADOT REVENUE FORECAST METHODOLOGY

<b>Fund No:</b>	DT2272
<b>Fund Name:</b>	Vehicle Inspection & Certificate of Title Enforcement Fund
<b>Citation:</b>	A.R.S. § 28-2012
<b>Fund Description:</b>	
Revenues are derived from inspection fees and the sale, transfer or disposal of property seized and forfeited as a result of an investigation. This fund is used to defray the cost of investigations involving certificates of title, licensing fraud, registration enforcement, inspections for vehicle identification number (VINs) and compliance with vehicle safety standards, and other enforcement-related issues.	

<b>Forecast Methodology: (include key revenue drivers, assumptions, or changes to the fund)</b>
<p>Revenue consists of \$20 and \$50 fees for staff to perform level 2 and level 3 motor vehicle inspections to verify VINs and ensure compliance with vehicle safety standards. VIN and vehicle safety standards compliance inspections are required for salvage, stolen, or non-repairable vehicles subject to a total loss insurance settlement.</p> <p>During FY 2021 the VIT Fund revenues declined by 37% from \$2,229,000 in FY 2020 to \$1,398,400 in FY 2021. FY 2022 revenues increased only slightly to \$1,452,800 (3.9% increase from FY 2021). Revenue dropped again in FY 2023 by 3.8%. Due to the uncertainty of the timing of the full revenue recovery ADOT will continue to monitor revenue collections and update the forecast as needed. In FY 2023, a transfer of \$350,000 from the LIE Fund (DT2285) to the VIT Fund (DT2272) was authorized pursuant to Laws 2022, 2<sup>nd</sup> Regular Session, Chapter 313 (HB 2862), Section 87.</p> <p>In FY 2024, the budget reduced the amount appropriated from the Vehicle Inspection &amp; Certificate of Title Enforcement Fund (DT2272) by \$600,000 and backfilled the funding with the State Highway Fund. This ongoing adjustment makes the fiscal health of the fund more sustainable.</p> <p>The revenue forecast methodology for FY 2024 and FY 2025 was calculated using an average of FY 2021 through FY 2023 (three-year average). ADOT will continue to monitor revenues and the fund balance of the fund throughout FY 2024.</p>



## ADOT REVENUE FORECAST METHODOLOGY

<b>Fund No:</b>	DT2285
<b>Fund Name:</b>	Motor Vehicle Liability Insurance Enforcement Fund
<b>Citation:</b>	A.R.S. § 28-4151
<b>Fund Description:</b>	
<p>Revenues are derived from fees assessed for the reinstatement of motor vehicle registrations and license plates that were canceled due to lack of insurance. Owners of vehicles with lapsed insurance must pay \$50 to reinstate the vehicle registration and license plate. If an uninsured vehicle is involved in an accident or a violation of a motor vehicle law, the operator may be liable for a civil penalty of \$500 for a first violation, \$750 for a second violation, or \$1,000 for a third violation.</p> <p>Although there are no restrictions on the use of this fund, it is currently used to fund efforts to ensure mandatory motor vehicle liability insurance and to verify vehicle identity and ownership. Per Laws 2023, 1<sup>st</sup> Regular Session, Chapter 133 (SB 1720), \$1,032,000 was appropriated to the Department of Public Safety (DPS) in FY 2024.</p>	

<b>Forecast Methodology: (include key revenue drivers, assumptions, or changes to the fund)</b>
<p>Revenues declined 34% from \$2,022,600 in FY 2019 to \$1,331,100 in FY 2021. In FY 2022, revenues declined further to \$532,300. Revenue in FY 2023 increased by 141% to \$1,283,666; however, the revenue is still not reaching FY 2019 and FY 2020 levels.</p> <p>In FY 2024, the budget reduced the amount appropriated from the Motor Vehicle Liability Insurance Enforcement Fund (DT2285) by \$399,900 and backfilled the funding with the State Highway Fund. This ongoing adjustment improves the fiscal health of the fund but more may be required long term.</p> <p>The revenue forecast methodology for FY 2024 and FY 2025 was calculated using FY 2023 revenue as the base assuming the recent FY 2023 increase is sustained. ADOT will continue to monitor revenues and the fund balance of the fund throughout FY 2024 and FY 2025.</p>

## ADOT REVENUE FORECAST METHODOLOGY

<b>Fund No:</b>	DT2380
<b>Fund Name:</b>	Motor Carrier Safety Revolving Fund
<b>Citation:</b>	A.R.S. § 28-5203
<b>Fund Description:</b>	
<p>The motor carrier safety revolving fund was established to collect monies appropriated to the fund by the legislature; monies collected from civil fines and fees from motor carriers and motor vehicles that fail to safely transport hazardous materials, hazardous substances, and hazardous waste; and monies received from private grants or donations if so designated by the grantor or donor. The monies in the fund are a continuing appropriation to ADOT to be used by ADOT, the attorney general, and the department of public safety to carry out A.R.S. § 28-5203. The director of ADOT is charged with distributing monies in this fund.</p>	

<b>Forecast Methodology: (include key revenue drivers, assumptions, or changes to the fund)</b>
This fund has not received revenue since FY 2020. The revenue forecast for FY 2024 and FY 2025 is \$0.

## ADOT REVENUE FORECAST METHODOLOGY

<b>Fund No:</b>	DT2414
<b>Fund Name:</b>	Shared Location & Advertising Agreements Expense
<b>Citation:</b>	A.R.S. § 28-409
<b>Fund Description:</b>	
The fund consists of monies received from agreements with public and private entities for advertising their goods and services in Motor Vehicle Division (MVD) offices.	

<b>Forecast Methodology: (include key revenue drivers, assumptions, or changes to the fund)</b>	
The lottery sales in MVD offices pilot program has concluded, and MVD no longer has advertisements on its customer kiosks. ADOT has explored the possibility of advertising on the new AZ MVD Now mobile app, but there are no immediate plans to do so.	

## ADOT REVENUE FORECAST METHODOLOGY

<b>Fund No:</b>	DT2417
<b>Fund Name:</b>	Highway Expansion and Extension Loan Program Fund
<b>Citation:</b>	A.R.S. § 28-7674
<b>Fund Description:</b>	
<p>The Highway Expansion and Extension Loan program (HELP) program was established by the Arizona Legislature in 1998 as a comprehensive loan and financial assistance program for eligible highway projects in Arizona. This program provides the state and communities with a financing mechanism to stretch limited transportation dollars and bridge the gap between needs and available revenues.</p> <p>HELP is a State Infrastructure Bank (SIB), a funding mechanism authorized by Congress in the National Highway System Designation Act of 1995. SIBs operate much like banks, providing financial assistance in the form of loans or credit enhancement for eligible projects. As borrowers repay principal and interest on loans, the bank is replenished and monies can be re-loaned so that the SIB becomes a self-sustaining mechanism to fund critical transportation projects. The minimum loan amount is \$250,000 and loans must be repaid typically within five years.</p> <p>HELP program staff review HELP applications and make recommendations to the State Transportation Board (STB) on loans and financial assistance requests. The STB has the final approval authority on all HELP loans. The HELP program is currently inactive and there are no loans outstanding.</p>	

<b>Forecast Methodology: (include key revenue drivers, assumptions, or changes to the fund)</b>
<p>Revenue is from loan payments and interest earned on invested cash. There are no outstanding loans and thus no projected revenue from loan repayments. The latest HELP loan was approved in FY 2008, and the final outstanding loan was repaid in full in SFY 2013. The program is inactive due to the availability of alternative low-interest loan options.</p> <p>In FY 2018 and FY 2019, \$30 million was swept from the fund. In FY 2022, \$1,220,800 was transferred from the HELP Fund to the ADOT Federal Programs Fund (DT2097) per Laws 2021, 1<sup>st</sup> Regular Session, Chapter 408 (SB 1823), Section 128. This transfer essentially eliminated the HELP Fund balance. The residual fund balance is still invested and is still earning interest. No material revenues are expected in FY 2024 or FY 2025.</p>

## ADOT REVENUE FORECAST METHODOLOGY

<b>Fund No:</b>	DT2449
<b>Fund Name:</b>	Statewide Employee Recognition Awards
<b>Citation:</b>	A.R.S. § 28-1304
<b>Fund Description:</b>	
The fund receives monies through gifts, donations, and fundraising efforts and is used to cover the costs of the Arizona Department of Transportation's (ADOT's) employee recognition programs.	

<b>Forecast Methodology: (include key revenue drivers, assumptions, or changes to the fund)</b>
<p>Although the fund can receive monies through gifts and donations, these donations are minimal due to ADOT's policy of not soliciting gifts due to potential conflict of interest. The employee recognition fund revenue is generated through sales of ADOT clothing and related merchandise, discount tickets to family entertainment venues, and a Valentine's Day auction.</p> <p>From FY 2020 through FY 2022 revenue collections averaged \$15,700, but increased to \$32,800 in FY 2023 due to increased utilization. FY 2024 &amp; FY 2025 revenues are forecasted to be \$32,700 based on FY 2023 utilization.</p>

## ADOT REVENUE FORECAST METHODOLOGY

<b>Fund No:</b>	DT2463
<b>Fund Name:</b>	Grant Anticipation Notes Fund
<b>Citation:</b>	A.R.S. § 28-7615
<b>Fund Description:</b>	
<p>ADOT issues grant anticipation notes (GANs) to help finance the State Transportation Board’s (STB) Five-Year Transportation Facilities Construction Program. GANs are generally issued by the STB for terms of 15 years or less. These notes are secured by a pledge of and repaid from ADOT’s future federal aid revenues under certain grant agreements with the Federal Highway Administration (FHWA). The fund receives semi-annual reimbursements from the FHWA for the repayment of outstanding notes. Note proceeds are also deposited into this fund and then used to pay expenditures for approved federal aid projects.</p>	

<b>Forecast Methodology: (include key revenue drivers, assumptions, or changes to the fund)</b>
<p>The forecast is based on actual and anticipated grant agreements with the FHWA, anticipated project expenditures and reimbursements, and anticipated interest earnings on invested bond proceeds. Since September FY 2021, no GAN bond proceeds have been invested. Current projections assume no new GAN issuances in FY 2024 or FY 2025.</p>

## ADOT REVENUE FORECAST METHODOLOGY

<b>Fund No:</b>	DT2500
<b>Fund Name:</b>	IGA and ISA Fund
<b>Citation:</b>	A.R.S. § 35-142
<b>Fund Description:</b>	
<p>This fund consists of financial transactions related to intergovernmental (IGA) and interagency service agreements (ISA).</p> <p>In the past, this fund has received the billing revenue from outside agencies for fuel, repairs, and - beginning in FY 2021- ICAP charges. ICAP charges recover administrative and overhead charges from other state agencies for fuel, repair, and fleet management services. With the creation of dedicated funds for fleet operations and replacement this fund will no longer be used for this purpose.</p> <p>Agreements that will continue to have activity in FY 2024 and/or FY 2025 include:</p> <ul style="list-style-type: none"> <li>• ADEQ ISA: administration collection, distribution, and reporting of underground storage tank (UST) funds.</li> <li>• CDL Inmate Training: ISA with the Arizona Department of Economic Security (ADES) to establish and operate a program to help inmates in AZ prisons to earn CDLs and employment in highway construction jobs and in other related industries. The program was previously funded by an ISA with the Arizona Office of the Governor using Workforce Innovation and Opportunities Act (WIOA) funding.</li> <li>• Other: other agreements entered into by ADOT with other government entities where funding is received by ADOT for the delivery of goods and/or services.</li> </ul>	

<b>Forecast Methodology: (include key revenue drivers, assumptions, or changes to the fund)</b>
<p>The passage of Laws 2021, 1<sup>st</sup> Regular Session, Chapter 413 (SB1829) established dedicated funds for fleet operations and replacement funds. As a result, this fund will no longer be used for fleet-related activities and reimbursement.</p> <p>IGA and ISA Fund (DT2500) revenues and expenditures are based on projected activity for the agreements listed above.</p>

## ADOT REVENUE FORECAST METHODOLOGY

<b>Fund No:</b>	DT2609
<b>Fund Name:</b>	Motor Vehicle Dealer Enforcement Fund
<b>Citation:</b>	A.R.S. § 28-4504
<b>Fund Description:</b>	
<p>The Motor Vehicle Dealer Enforcement Fund was established by Laws 2018, 2<sup>nd</sup> Regular Session, Chapter 308 (HB 2510). It consists of civil penalties collected pursuant to A.R.S. § 28-4501 that result from licensed or unlicensed motor vehicle dealer activity. The Arizona Department of Transportation (ADOT) administers the fund and its associated program. The funding is to be provided by legislative appropriations. However, no monies have been appropriated from the fund since it was established. Any monies in the fund exceeding \$250,000 at the end of each fiscal year are deposited into the State Highway Fund (DT2030).</p>	

<b>Forecast Methodology: (include key revenue drivers, assumptions, or changes to the fund)</b>	
<p>From FY 2021 through FY 2023 revenue collections averaged \$104,000. FY 2024 and FY 2025 revenues are forecasted to be \$104,000 based on the three-year average of revenue collections.</p>	



## ADOT REVENUE FORECAST METHODOLOGY

<b>Fund No:</b>	DT2650
<b>Fund Name:</b>	Statewide Special Plates Fund
<b>Citation:</b>	A.R.S. § 28-2404
<b>Fund Description:</b>	
<p>The Statewide Special Plates Fund receives monies from the sale of special license plates. Of the \$25 annual fee for the special plate, \$17 is deposited in the fund for disbursement to the specified charity or organization and \$8 is deposited in the State Highway Fund. Revenues are used for the purposes detailed in the establishing statutes of each individual special plate. When the legislature authorizes a new special plate, ADOT will produce the plate in conjunction with an organization that pays the required \$32,000 deposit needed to produce the new design. The fund has multiple sub funds. Each of those sub funds can, and many times do, contain more than just one specialty plate associated with the sub fund.</p>	

<b>Forecast Methodology: (include key revenue drivers, assumptions, or changes to the fund)</b>
<p>The Statewide Special Plates Fund represents a roll up of several different special license plate funds. Projections are based on historical trends and the timing of new organizational plate rollouts. The projected revenue increases are a result of increased consumer participation.</p> <p>The Statewide Special Plates Fund revenue has grown as follows:</p> <ul style="list-style-type: none"> <li>• FY 2020 to FY 2021 – 17%</li> <li>• FY 2021 to FY 2022 – 11%</li> <li>• FY 2022 to FY 2023 – 13%</li> </ul> <p>As the rate of growth has begun to slow, ADOT is projecting FY 2024 and FY 2025 revenue growth to be 10% annually. In addition to the 10% projected growth, in FY 2024 only, there is a one-time legislative appropriation resulting in a deposit to the Statewide Special Plates Fund that will not reoccur in subsequent fiscal years.</p>

## ADOT REVENUE FORECAST METHODOLOGY

<b>Fund No:</b>	DT2985
<b>Fund Name:</b>	State Fiscal Recovery Funds (SFRF)
<b>Citation:</b>	
<b>Fund Description:</b>	
<p>In June 2021, ADOT entered into an Interagency Service Agreement (ISA) with the Office of the Governor. The ISA allocated up to \$100,000,000 from the Coronavirus State and Local Fiscal Recovery Funds that were authorized as part of the American Rescue Plan Act (“ARPA”). The ISA was amended in June 2022 to a revised amount of \$158,100,000.</p> <p>The objective of the funding and agreement is for ADOT to invest in infrastructure to expand broadband to rural Arizona. Specifically, ADOT is increasing fiber capacity along three Interstate routes, I-17, I-19, and I-40, in what are best described as "Trunk Lines" that will both decrease costs for high-speed internet through one-time multiple use trenching and provide access to unserved and underserved areas within the State along these Trunk Lines.</p>	

<b>Forecast Methodology: (include key revenue drivers, assumptions, or changes to the fund)</b>
<p>ADOT is projecting the funding is expended from FY 2022 through FY 2027 to expand broadband in rural Arizona along I-17 (140 miles), I-19 (60 miles), and I-40 (200 miles). Projections for FY 2024 and FY 2025 are based on the status of the projects. The I-17 and I-19 broadband expansion has been completed. The I-40 broadband expansion is under design. Construction is projected to begin in mid-FY 2024.</p>

## ADOT REVENUE FORECAST METHODOLOGY

<b>Fund No:</b>	DT3113
<b>Fund Name:</b>	Highway User Revenue Fund
<b>Citation:</b>	A.R.S. § 28-6533
<b>Fund Description:</b>	
<p>Arizona taxes motor fuels and collects a variety of fees and charges relating to the registration and operation of motor vehicles on the public highways for the state. These collections include gasoline and use fuel taxes, motor carrier taxes, vehicle license tax, motor vehicle registration fees, revenues from the recently passed Proposition 207 (Smart and Safe Arizona Act) and other miscellaneous fees. These collections represent the primary source of revenues available to the state for highway construction and improvements and other related expenses. Motor fuel taxes and revenues from gasoline and use taxes, motor carrier taxes, vehicle license tax, motor vehicle registration fees, a distribution from the Smart and Safe Arizona Fund, and other fees are deposited in the Arizona Highway User Revenue Fund (HURF) and are then distributed to cities, towns, counties, and the State Highway Fund. This funding supports the Department of Transportation's administration and costs of engineering, construction and maintenance of state highways and parts of highways forming state routes, and law enforcement on state highways.</p>	

<b>Forecast Methodology: (include key revenue drivers, assumptions, or changes to the fund)</b>
<p>The Highway User Revenue Fund (HURF) is distributed to the State Highway Fund, cities, towns and counties per Arizona state statute. Revenue forecasts for HURF collections incorporate the annual Risk Analysis Process (RAP) revenue forecast update produced each Fall.</p> <p>A detailed explanation of the forecast methodology for the Arizona Department of Transportation (ADOT) can be found on the internet at <a href="http://www.azdot.gov">www.azdot.gov</a>. On the home page, click on <i>About</i>, click on <i>Financial Management Services</i>, click on <i>Transportation Funding</i>, click on <i>Highway User Revenue Fund</i>, and then click on <i>HURF Forecasting Process and Results SFY 2023-2032</i>. This data can be accessed directly at the URL address:</p> <p><a href="https://apps.azdot.gov/files/FMS/HURF/Forecasting/hurfcstproc2332.pdf">https://apps.azdot.gov/files/FMS/HURF/Forecasting/hurfcstproc2332.pdf</a></p>

## ADOT REVENUE FORECAST METHODOLOGY

<b>Fund No:</b>	DT3701
<b>Fund Name:</b>	Local Agency Deposits Fund
<b>Citation:</b>	A.R.S. § 35-142
<b>Fund Description:</b>	
<p>This fund is classified as a special revenue fund. It receives monies from local agencies for a portion of the cost of local agency-sponsored road construction projects funded with federal aid. Funds received from a local government (i.e. city, town, county, etc.) will be utilized by ADOT to match federal funding or pay for costs related to a roadway or other project that ADOT will administer. ADOT submits for federal reimbursement on behalf of the local agencies.</p>	

<b>Forecast Methodology: (include key revenue drivers, assumptions, or changes to the fund)</b>	
<p>The forecast is based on historical trends and represents estimated local agency deposits, project expenditures, and federal reimbursement related to the State Transportation Board's five-year construction project work.</p>	

## ADOT REVENUE FORECAST METHODOLOGY

<b>Fund No:</b>	DT3737
<b>Fund Name:</b>	Rental Tax and Bond Deposit Fund
<b>Citation:</b>	A.R.S. § 28-7094C
<b>Fund Description:</b>	
<p>The Rental Tax and Bond Deposit Fund holds the county property tax portion of rental proceeds from ADOT-owned properties that is forwarded to the appropriate county tax office. It also holds the privilege tax portion of rental proceeds for ADOT's commercial properties that is forwarded to the Arizona Department of Revenue. Any money remaining in a taxpayer's account is returned to the taxpayer.</p>	

<b>Forecast Methodology: (include key revenue drivers, assumptions, or changes to the fund)</b>	
<p>The revenue in the Rental Tax and Bond Deposit Fund is from taxes paid to ADOT by entities that lease property along the right-of-way of the highways. Each year the taxes are disbursed to the appropriate county. The disbursement is recorded as negative revenue and the fund does not carry a balance. As a pass through fund, the revenue forecast reflects the remaining cash balance and indicates that all cash is distributed and the true available cash is zero.</p>	

## ADOT REVENUE FORECAST METHODOLOGY

<b>Fund No:</b>	DT4071
<b>Fund Name:</b>	State Fleet Operations Fund
<b>Citation:</b>	A.R.S. § 28-475
<b>Fund Description:</b>	
<p>Laws 2021, 1<sup>st</sup> Regular Session, Chapter 413 (SB1829) transferred the authority to operate the state fleet from the Arizona Department of Administration (ADOA) to ADOT. The bill also created a new State Fleet Operations Fund, consisting of revenues from fees paid by participating agencies, to cover the cost of operating the state fleet and maintaining fleet vehicles.</p> <p>Revenues derived from fees paid by participating agencies include: usage charges (maintenance and repair), direct labor charges for non-participating agencies, Fleet Management Service Charge (FMSC), Global Positioning System (GPS) charges, fuel, fuel card, fleet focus, surplus, indirect cost allocation plan (ICAP) charges, and risk/insurance. As the size of the State Fleet changes, revenues will adjust.</p>	

<b>Forecast Methodology: (include key revenue drivers, assumptions, or changes to the fund)</b>	
<p>Agencies are billed monthly for fleet management, usage, and fuel, and those expenses are transferred into the fund as payments are received.</p>	

## ADOT REVENUE FORECAST METHODOLOGY

<b>Fund No:</b>	DT4072
<b>Fund Name:</b>	State Fleet Replacement Fund
<b>Citation:</b>	A.R.S. § 28-476
<b>Fund Description:</b>	
<p>Laws 2021, 1<sup>st</sup> Regular Session, Chapter 413 (SB1829) transferred the authority to operate the state fleet from the Arizona Department of Administration (ADOA) to ADOT. The bill created a new State Vehicle Replacement Fund, consisting of revenues from fees paid by participating agencies, to cover the cost of replacing fleet vehicles. The bill also transferred the remaining balance from the ADOA Motor Vehicle Pool Revolving Fund to the State Fleet Replacement Fund.</p> <p>Revenues are primarily derived from recapitalization fees paid by participating agencies for vehicle replacement. The recapitalization fee is based on the acquisition price of the vehicle plus an inflation adjustment divided by 84 months. Recapitalization rates are charged to participating agencies monthly on a per vehicle basis. At the end of the life of the vehicle, the fees collected are intended to fund a vehicle replacement.</p> <p>Additional revenue is derived from sales of surplus vehicles and insurance payments.</p>	

<b>Forecast Methodology: (include key revenue drivers, assumptions, or changes to the fund)</b>	
<p>The State Fleet Replacement Fund was established in FY 2022. It was the first year the new recapitalization fee structure was in place. ADOT FY 2025 revenue estimates are based on the anticipated recapitalization fees for vehicles in the state fleet (\$4,552,700), the transfer of funds for purchasing new vehicles (\$13,742,700), and estimated insurance recovery (\$250,000).</p>	

## ADOT REVENUE FORECAST METHODOLOGY

<b>Fund No:</b>	DT5004
<b>Fund Name:</b>	Highway User Revenue Fund Bond Proceeds & Debt Service Fund
<b>Citation:</b>	A.R.S. § 28-7504
<b>Fund Description:</b>	
<p>This fund is used to administer Highway User Revenue (HURF) bonds and State Transportation Board (STB) funding obligations. Proceeds finance the STB's five-year transportation facilities construction program by paying for eligible construction project expenditures. HURF bond obligations are secured by and repaid with HURF revenues via monthly transfers from the State Highway Fund.</p> <p>This fund receives debt service transfers from the State Highway Fund for the repayment of outstanding bonds. This fund also receives interest from the state treasury on invested fund balances. In addition, bond proceeds are deposited into this fund and then used to pay for expenditures on approved projects.</p>	

<b>Forecast Methodology: (include key revenue drivers, assumptions, or changes to the fund)</b>	
<p>The forecast is based on bond repayment schedules and anticipated project expenditures from the proceeds. Current forecasts assume paying off higher interest debt and replacing it with a HURF 2023 issue expected to close September 2023. The funds for the repayment of the higher interest debt will be deposited into and disbursed from this fund.</p>	



## ADOT REVENUE FORECAST METHODOLOGY

<b>Fund No:</b>	DT5008
<b>Fund Name:</b>	Regional Area Road Fund (RARF) Debt Service Fund
<b>Citation:</b>	A.R.S. § 28-6303; A.R.S. § 28-7561
<b>Fund Description:</b>	
<p>This fund is used to administer proceeds from excise tax revenue bonds. Proceeds fund various projects in the Maricopa County regional transportation plan freeway program and the principal and interest payments on transportation excise tax revenue bonds. RARF bonds are secured by a pledge of 66.7% of voter-approved transportation excise taxes collected in Maricopa County. The current 20-year tax was approved by County voters in 2004 and expires on December 31, 2025. With the passage of Laws 2023, 1<sup>st</sup> Regular Session, Chapter 203 (SB 1102), Maricopa County voters will have the opportunity to extend Proposition 400 in the November 2024 election cycle, albeit with different distribution percentages.</p>	

<b>Forecast Methodology: (include key revenue drivers, assumptions, or changes to the fund)</b>
<p>The revenue forecast is based on bond repayment schedules and anticipated project expenditures. This fund also receives interest from the state treasury on invested fund balances. The current projection assumes no new bond issuances in FY 2024 or FY 2025.</p>

## ADOT REVENUE FORECAST METHODOLOGY

<b>Fund No:</b>	DT5906
<b>Fund Name:</b>	Smart Highway Corridor Trust Fund
<b>Citation:</b>	A.R.S. § 28-7387
<b>Fund Description:</b>	
<p>The Smart Highway Corridor Trust Fund was established by Laws 2021, 1<sup>st</sup> Regular Session, Chapter 351 (HB2596). Revenue consists of monies collected pursuant to A.R.S. § 28-7385 and A.R.S. § 28-7386 that result from sales or leases of access to the right-of-way (ROW) of a state highway for telecommunication facilities or telecommunication services. Sales and leases are based on distance (linear feet).</p> <p>This fund is used for the maintenance, operation, and expansion of telecommunication facilities and telecommunication services located within rights-of-way that are managed by the Arizona Department of Transportation (ADOT). Monies in the fund are continuously appropriated.</p>	

<b>Forecast Methodology: (include key revenue drivers, assumptions, or changes to the fund)</b>
<p>This program became operational in FY 2024. ADOT is estimating revenues of \$25,000 per year in FY 2024 and FY 2025. Revenue may deviate from projections for a variety of reasons. First, because the program is in its infancy, ADOT has limited experience and/or trend data to help ascertain when telecommunications companies will submit permits to purchase or lease access to a ROW or the distance of any permits submitted. Second, telecommunications companies may opt to trade services for sales or leases in lieu of cash. In these cases, there will be no revenue received.</p>

## ADOT REVENUE FORECAST METHODOLOGY

<b>Fund No:</b>	DT9901 (DT6000 in ADOT’s chart of accounts)
<b>Fund Name:</b>	State Match Advantage for Rural Transportation
<b>Citation:</b>	A.R.S. § 28-339
<b>Fund Description:</b>	
<p>Revenues from legislative appropriations and used by State Transportation Board (STB) to provide grants to assist ADOT, counties and cities/towns, excluding counties containing, and communities within, urbanized areas with a population of more than one million, with costs of developing and submitting federal transportation grants, providing match on such grants and developing projects to be submitted for such grants in the future.</p> <p>Laws 2022, 2<sup>nd</sup> Regular Session, Chapter 322 (HB2872), Section 3 established the State Match Advantage for Rural Transportation Fund.</p> <p>Monies in the fund are to be used for the following:</p> <ol style="list-style-type: none"> <li>1. To reimburse up to fifty percent of the costs associated with developing and submitting an application for a federal grant</li> <li>2. As a match for a federal grant</li> <li>3. To reimburse design and other engineering services expenditures that meet federal standards for projects eligible for a federal grant</li> </ol> <p>The fund shall be allocated as follows:</p> <ul style="list-style-type: none"> <li>• 20% to counties with a population of one hundred thousand persons or more for uses 2 and 3 above</li> <li>• 20% to counties with a population of less than one hundred thousand persons for uses 1-3 above</li> <li>• 20% to municipalities with a population of ten thousand persons or more for uses 2 and 3 above</li> <li>• 20% to municipalities with a population of less than ten thousand persons for uses 1-3 above</li> <li>• 20% to ADOT for uses for uses 2 and 3 above</li> </ul> <p>Note: There are some exceptions and caveats to the above distributions. The statute should be read in its entirety for complete detail of how funds are to be allocated.</p>	

<b>Forecast Methodology: (include key revenue drivers, assumptions, or changes to the fund)</b>
<p>Laws 2022, 2<sup>nd</sup> Regular Session, Chapter 309 (HB 2858), Section 11 appropriated the sum of \$50,000,000 from the State Highway Fund (DT2030) in FY 2023 that was transferred to the State Match Advantage for Rural Transportation Fund (DT9901). Laws 2023, 1<sup>st</sup> Regular Session, Chapter 135 (SB1722), Section 15 appropriates an additional sum of \$12,500,000 to the State Match Advantage for Rural Transportation Fund.</p> <p>The forecast includes the transfer of \$12,500,000 from the State General Fund and interest earned.</p> <p>The AZ SMART Program became effective September 24, 2022. As of August 18, 2023, the STB has awarded 17 AZ SMART grants totaling \$23.7M. By June 30, 2024, ADOT estimates the remaining \$39.8M will be awarded, depending on the timing of the release of federal grant opportunities and the award of that funding.</p>

## Sources and Uses

**Agency:** Department of Transportation

**Fund:** DT2005 State Aviation Fund

The primary revenue source consists of flight property, aircraft and fuel taxes. Funds are used for funding operations of the Multimodal Planning Division's Aeronautics Group, the Grand Canyon Airport, and the five-year Airport Development Program.

<b>Cash Flow Summary</b>	<b>FY 2023 Actuals</b>	<b>FY 2024 Estimate</b>	<b>FY 2025 Request</b>
Beginning Balance	86,207.4	103,559.9	71,656.9
Revenue (from Revenue Schedule)	45,211.0	34,239.6	27,026.3
<b>Total Available</b>	<b>131,418.3</b>	<b>137,799.5</b>	<b>98,683.2</b>
Total Appropriated Disbursements	26,365.0	65,119.8	54,514.8
Total Non-Appropriated Disbursements	1,493.4	1,022.8	1,581.0
Balance Forward to Next Year	103,559.9	71,656.9	42,587.4

Explanation for Negative Ending Balance(s): Department of Transportation

<b>Appropriated Expenditure</b>	<b>FY 2023 Actuals</b>	<b>FY 2024 Estimate</b>	<b>FY 2025 Request</b>
<b>Expenditure Categories</b>			
Personal Services	252.1	438.2	438.2
Employee Related Expenditures	94.6	188.4	188.4
Professional & Outside Services	227.6	80.0	80.0
Travel In-State	3.6	3.0	3.0
Travel Out-Of-State	3.7	3.5	3.5
Food	-	-	-
Aid To Organizations & Individuals	-	-	-
Other Operating Expenditures	1,329.6	1,538.5	1,556.6
Equipment	-	-	-
Capital Outlay	70.5	-	-
Capital Equipment	5.3	5.0	5.0
Non-Capital Equipment	5.0	5.0	5.0
Debt Service	-	-	-
Cost Allocation & Indirect Costs	-	-	-
Transfers-Out	-	-	-
<b>Appropriated Expenditure Sub-Total:</b>	<b>1,992.0</b>	<b>2,261.6</b>	<b>2,279.7</b>
Non-Lapsing Authority from Prior Years (no entry for BY)	23,099.5	34,475.9	-
Administrative Adjustments (no entry for BY)	228.0	21,382.3	-
Capital Projects (Land, Bldgs, Improv)	1,045.5	-	52,235.1
Appropriated 27th Pay Roll	-	-	-
Legislative Fund Transfers	-	7,000.0	-
IT Project Transfers	-	-	-

## Sources and Uses

<b>Agency:</b>	<b>Department of Transportation</b>
----------------	-------------------------------------

<b>Fund:</b>	<b>DT2005 State Aviation Fund</b>
--------------	-----------------------------------

Residual Equity Transfer	-	-	-
Transfer Due to Fund Balance Cap	-	-	-
Prior Committed or Obligated Expenditures (no entry for AY)	-	-	-
Non-Appropriated 27th Pay Roll	-	-	-
<b>Appropriated Expenditure Total:</b>	26,365.0	65,119.8	54,514.8
<b>Appropriated FTE</b>	15.0	20.0	20.0

<b>Non-Appropriated Expenditure</b>
-------------------------------------

	FY 2023 Actuals	FY 2024 Estimate	FY 2025 Request
<b>Expenditure Categories</b>			
Personal Services	579.7	-	-
Employee Related Expenditures	264.5	-	-
Professional & Outside Services	425.6	-	-
Travel In-State	-	-	-
Travel Out-Of-State	-	-	-
Food	-	-	-
Aid To Organizations & Individuals	-	-	-
Other Operating Expenditures	222.5	-	-
Equipment	-	-	-
Capital Outlay	-	-	-
Capital Equipment	-	-	-
Non-Capital Equipment	1.4	-	-
Debt Service	-	-	-
Cost Allocation & Indirect Costs	-	-	-
Transfers-Out	-	-	-
<b>Non-Appropriated Expenditure Sub-Total:</b>	<b>1,493.6</b>	-	-
Non-Lapsing Authority from Prior Years (no entry for BY)	-	-	-
Administrative Adjustments (no entry for BY)	-	-	-
Capital Projects (Land, Bldgs, Improv)	-	-	-
Appropriated 27th Pay Roll	-	-	-
Legislative Fund Transfers	-	-	-
IT Project Transfers	-	-	-
Residual Equity Transfer	(0.2)	-	-
Transfer Due to Fund Balance Cap	-	-	-
Prior Committed or Obligated Expenditures (no entry for AY)	-	1,022.8	1,581.0
Non-Appropriated 27th Pay Roll	-	-	-
<b>Non-Appropriated Expenditure Total:</b>	<b>1,493.4</b>	<b>1,022.8</b>	<b>1,581.0</b>

## Sources and Uses

**Agency:** Department of Transportation

**Fund:** DT2005 State Aviation Fund

**Non-Appropriated FTE**

- - -

## Sources and Uses

**Agency:** Department of Transportation

**Fund:** DT2029 Regional Area Road Fund - Maricopa County

This fund is a special revenue fund that receives Maricopa County Transportation Excise Tax monies that are used for the construction of certain state highways and arterial streets within Maricopa County.

<b>Cash Flow Summary</b>	<b>FY 2023 Actuals</b>	<b>FY 2024 Estimate</b>	<b>FY 2025 Request</b>
Beginning Balance	663,827.0	760,049.7	421,636.1
Revenue (from Revenue Schedule)	824,308.9	881,035.7	1,103,997.6
<b>Total Available</b>	<b>1,488,135.9</b>	<b>1,641,085.4</b>	<b>1,525,633.7</b>
Total Appropriated Disbursements	-	-	-
Total Non-Appropriated Disbursements	728,086.2	1,219,449.3	1,144,984.3
Balance Forward to Next Year	760,049.7	421,636.1	380,649.4

Explanation for Negative Ending Balance(s): Department of Transportation

<b>Appropriated Expenditure</b>	<b>FY 2023 Actuals</b>	<b>FY 2024 Estimate</b>	<b>FY 2025 Request</b>
<b>Expenditure Categories</b>			
Personal Services	-	-	-
Employee Related Expenditures	-	-	-
Professional & Outside Services	-	-	-
Travel In-State	-	-	-
Travel Out-Of-State	-	-	-
Food	-	-	-
Aid To Organizations & Individuals	-	-	-
Other Operating Expenditures	-	-	-
Equipment	-	-	-
Capital Outlay	-	-	-
Capital Equipment	-	-	-
Non-Capital Equipment	-	-	-
Debt Service	-	-	-
Cost Allocation & Indirect Costs	-	-	-
Transfers-Out	-	-	-
<b>Appropriated Expenditure Sub-Total:</b>	<b>-</b>	<b>-</b>	<b>-</b>
Non-Lapsing Authority from Prior Years (no entry for BY)	-	-	-
Administrative Adjustments (no entry for BY)	-	-	-
Capital Projects (Land, Bldgs, Improv)	-	-	-
Appropriated 27th Pay Roll	-	-	-
Legislative Fund Transfers	-	-	-
IT Project Transfers	-	-	-

## Sources and Uses

<b>Agency:</b>	<b>Department of Transportation</b>
----------------	-------------------------------------

<b>Fund:</b>	<b>DT2029 Regional Area Road Fund - Maricopa County</b>
--------------	---

Residual Equity Transfer	-	-	-
Transfer Due to Fund Balance Cap	-	-	-
Prior Committed or Obligated Expenditures (no entry for AY)	-	-	-
Non-Appropriated 27th Pay Roll	-	-	-
<b>Appropriated Expenditure Total:</b>	-	-	-
<b>Appropriated FTE</b>	-	-	-

<b>Non-Appropriated Expenditure</b>
-------------------------------------

	FY 2023 Actuals	FY 2024 Estimate	FY 2025 Request
Personal Services	7,697.4	-	-
Employee Related Expenditures	2,428.3	-	-
Professional & Outside Services	45,176.6	-	-
Travel In-State	0.4	-	-
Travel Out-Of-State	-	-	-
Food	-	-	-
Aid To Organizations & Individuals	41,929.7	-	-
Other Operating Expenditures	17,037.9	-	-
Equipment	-	-	-
Capital Outlay	444,643.4	-	-
Capital Equipment	-	-	-
Non-Capital Equipment	474.2	-	-
Debt Service	-	-	-
Cost Allocation & Indirect Costs	27,200.5	-	-
Transfers-Out	141,497.7	-	-
<b>Non-Appropriated Expenditure Sub-Total:</b>	<b>728,086.2</b>	-	-
Non-Lapsing Authority from Prior Years (no entry for BY)	-	-	-
Administrative Adjustments (no entry for BY)	-	-	-
Capital Projects (Land, Bldgs, Improv)	-	-	-
Appropriated 27th Pay Roll	-	-	-
Legislative Fund Transfers	-	-	-
IT Project Transfers	-	-	-
Residual Equity Transfer	-	-	-
Transfer Due to Fund Balance Cap	-	-	-
Prior Committed or Obligated Expenditures (no entry for AY)	-	1,219,449.3	1,144,984.3
Non-Appropriated 27th Pay Roll	-	-	-
<b>Non-Appropriated Expenditure Total:</b>	<b>728,086.2</b>	<b>1,219,449.3</b>	<b>1,144,984.3</b>



## Sources and Uses

**Agency:** Department of Transportation

**Fund:** DT2029 Regional Area Road Fund - Maricopa County

**Non-Appropriated FTE**

- - -

## Sources and Uses

**Agency:** Department of Transportation

**Fund:** DT2030 State Highway Fund

Monies in the fund consist of statutory transfers from the Highway User Revenue Fund. The State Highway Fund supports the Department of Transportation's administration and costs of engineering, construction and maintenance of state highways and parts of highways forming state routes, and law enforcement on state highways.

<b>Cash Flow Summary</b>	<b>FY 2023 Actuals</b>	<b>FY 2024 Estimate</b>	<b>FY 2025 Request</b>
Beginning Balance	1,014,130.9	2,010,412.2	1,820,947.8
Revenue (from Revenue Schedule)	2,294,811.0	1,523,531.8	1,490,784.5
<b>Total Available</b>	<b>3,308,941.9</b>	<b>3,533,944.0</b>	<b>3,311,732.3</b>
Total Appropriated Disbursements	764,327.1	974,743.1	697,605.3
Total Non-Appropriated Disbursements	534,202.7	738,253.1	767,897.1
Balance Forward to Next Year	2,010,412.2	1,820,947.8	1,846,229.9

Explanation for Negative Ending Balance(s): Department of Transportation

<b>Appropriated Expenditure</b>	<b>FY 2023 Actuals</b>	<b>FY 2024 Estimate</b>	<b>FY 2025 Request</b>
<b>Expenditure Categories</b>			
Personal Services	172,527.1	183,079.6	183,079.6
Employee Related Expenditures	78,425.6	84,089.5	84,089.5
Professional & Outside Services	15,822.1	17,859.4	18,594.4
Travel In-State	1,052.7	787.6	787.6
Travel Out-Of-State	195.0	154.6	154.6
Food	6.5	2.0	2.0
Aid To Organizations & Individuals	14.7	-	-
Other Operating Expenditures	206,528.1	164,777.5	197,440.0
Equipment	-	-	-
Capital Outlay	141.8	71.0	71.0
Capital Equipment	18,717.1	26,597.6	26,597.6
Non-Capital Equipment	3,166.7	1,741.1	2,077.0
Debt Service	-	-	-
Cost Allocation & Indirect Costs	(48,385.5)	-	-
Transfers-Out	755.7	-	-
<b>Appropriated Expenditure Sub-Total:</b>	<b>448,967.6</b>	<b>479,159.9</b>	<b>512,893.3</b>
Non-Lapsing Authority from Prior Years (no entry for BY)	100,179.3	65,000.0	-
Administrative Adjustments (no entry for BY)	12,052.9	-	-
Capital Projects (Land, Bldgs, Improv)	203,127.4	430,583.2	184,712.0
Appropriated 27th Pay Roll	-	-	-
Legislative Fund Transfers	-	-	-
IT Project Transfers	-	-	-

## Sources and Uses

<b>Agency:</b>	<b>Department of Transportation</b>
----------------	-------------------------------------

<b>Fund:</b>	<b>DT2030 State Highway Fund</b>
--------------	----------------------------------

Residual Equity Transfer	-	-	-
Transfer Due to Fund Balance Cap	-	-	-
Prior Committed or Obligated Expenditures (no entry for AY)	-	-	-
Non-Appropriated 27th Pay Roll	-	-	-
<b>Appropriated Expenditure Total:</b>	<b>764,327.1</b>	<b>974,743.1</b>	<b>697,605.3</b>
<b>Appropriated FTE</b>	<b>3,560.0</b>	<b>2,853.8</b>	<b>2,853.8</b>

<b>Non-Appropriated Expenditure</b>
-------------------------------------

Expenditure Categories	FY 2023 Actuals	FY 2024 Estimate	FY 2025 Request
Personal Services	25,900.7	566.7	566.7
Employee Related Expenditures	8,246.2	220.7	220.7
Professional & Outside Services	61,898.1	45.9	45.9
Travel In-State	358.0	2.0	2.0
Travel Out-Of-State	81.5	-	-
Food	-	-	-
Aid To Organizations & Individuals	8,831.2	-	-
Other Operating Expenditures	21,817.7	6,623.6	6,623.6
Equipment	-	-	-
Capital Outlay	371,183.5	-	-
Capital Equipment	121.2	-	-
Non-Capital Equipment	392.4	-	-
Debt Service	-	-	-
Cost Allocation & Indirect Costs	4,512.0	-	-
Transfers-Out	30,866.0	-	-
<b>Non-Appropriated Expenditure Sub-Total:</b>	<b>534,208.4</b>	<b>7,458.9</b>	<b>7,458.9</b>
Non-Lapsing Authority from Prior Years (no entry for BY)	-	-	-
Administrative Adjustments (no entry for BY)	-	-	-
Capital Projects (Land, Bldgs, Improv)	-	-	-
Appropriated 27th Pay Roll	-	-	-
Legislative Fund Transfers	-	-	-
IT Project Transfers	-	-	-
Residual Equity Transfer	(5.7)	-	-
Transfer Due to Fund Balance Cap	-	-	-
Prior Committed or Obligated Expenditures (no entry for AY)	-	730,794.2	760,438.2
Non-Appropriated 27th Pay Roll	-	-	-
<b>Non-Appropriated Expenditure Total:</b>	<b>534,202.7</b>	<b>738,253.1</b>	<b>767,897.1</b>

## Sources and Uses

**Agency:** Department of Transportation

**Fund:** DT2030 State Highway Fund

**Non-Appropriated FTE**

4.0

4.0

4.0

## Sources and Uses

**Agency:** Department of Transportation

**Fund:** DT2031 Arizona Highways Magazine Fund

Primary revenues consists of receipts generated from sales of the Arizona Highways Magazine. The fund provides for the production and sales of subscriptions, maps, pamphlets, etc.

### Cash Flow Summary

	FY 2023 Actuals	FY 2024 Estimate	FY 2025 Request
Beginning Balance	4,339.2	4,288.2	3,590.9
Revenue (from Revenue Schedule)	5,235.3	5,133.0	5,133.0
<b>Total Available</b>	<b>9,574.5</b>	<b>9,421.2</b>	<b>8,723.9</b>
Total Appropriated Disbursements	-	-	-
Total Non-Appropriated Disbursements	5,286.3	5,830.3	5,830.3
Balance Forward to Next Year	4,288.2	3,590.9	2,893.6

Explanation for Negative Ending Balance(s):

Department of Transportation

### Appropriated Expenditure

Expenditure Categories	FY 2023 Actuals	FY 2024 Estimate	FY 2025 Request
Personal Services	-	-	-
Employee Related Expenditures	-	-	-
Professional & Outside Services	-	-	-
Travel In-State	-	-	-
Travel Out-Of-State	-	-	-
Food	-	-	-
Aid To Organizations & Individuals	-	-	-
Other Operating Expenditures	-	-	-
Equipment	-	-	-
Capital Outlay	-	-	-
Capital Equipment	-	-	-
Non-Capital Equipment	-	-	-
Debt Service	-	-	-
Cost Allocation & Indirect Costs	-	-	-
Transfers-Out	-	-	-
<b>Appropriated Expenditure Sub-Total:</b>	<b>-</b>	<b>-</b>	<b>-</b>
Non-Lapsing Authority from Prior Years (no entry for BY)	-	-	-
Administrative Adjustments (no entry for BY)	-	-	-
Capital Projects (Land, Bldgs, Improv)	-	-	-
Appropriated 27th Pay Roll	-	-	-
Legislative Fund Transfers	-	-	-
IT Project Transfers	-	-	-

## Sources and Uses

<b>Agency:</b>	<b>Department of Transportation</b>
----------------	-------------------------------------

<b>Fund:</b>	<b>DT2031 Arizona Highways Magazine Fund</b>
--------------	--

Residual Equity Transfer	-	-	-
Transfer Due to Fund Balance Cap	-	-	-
Prior Committed or Obligated Expenditures (no entry for AY)	-	-	-
Non-Appropriated 27th Pay Roll	-	-	-
<b>Appropriated Expenditure Total:</b>	-	-	-
<b>Appropriated FTE</b>	-	-	-

<b>Non-Appropriated Expenditure</b>
-------------------------------------

	FY 2023 Actuals	FY 2024 Estimate	FY 2025 Request
<b>Expenditure Categories</b>			
Personal Services	1,293.9	1,429.8	1,429.8
Employee Related Expenditures	499.3	520.9	520.9
Professional & Outside Services	351.8	938.0	938.0
Travel In-State	0.5	2.0	2.0
Travel Out-Of-State	4.4	12.5	12.5
Food	-	-	-
Aid To Organizations & Individuals	-	-	-
Other Operating Expenditures	3,137.7	2,912.6	2,912.6
Equipment	-	-	-
Capital Outlay	-	-	-
Capital Equipment	-	-	-
Non-Capital Equipment	6.7	14.5	14.5
Debt Service	-	-	-
Cost Allocation & Indirect Costs	-	-	-
Transfers-Out	-	-	-
<b>Non-Appropriated Expenditure Sub-Total:</b>	<b>5,294.3</b>	<b>5,830.3</b>	<b>5,830.3</b>
Non-Lapsing Authority from Prior Years (no entry for BY)	-	-	-
Administrative Adjustments (no entry for BY)	-	-	-
Capital Projects (Land, Bldgs, Improv)	-	-	-
Appropriated 27th Pay Roll	-	-	-
Legislative Fund Transfers	-	-	-
IT Project Transfers	-	-	-
Residual Equity Transfer	(8.0)	-	-
Transfer Due to Fund Balance Cap	-	-	-
Prior Committed or Obligated Expenditures (no entry for AY)	-	-	-
Non-Appropriated 27th Pay Roll	-	-	-
<b>Non-Appropriated Expenditure Total:</b>	<b>5,286.3</b>	<b>5,830.3</b>	<b>5,830.3</b>

## Sources and Uses

**Agency:** Department of Transportation

**Fund:** DT2031 Arizona Highways Magazine Fund

**Non-Appropriated FTE** 17.0 17.0 17.0

## Sources and Uses

<b>Agency:</b>	<b>Department of Transportation</b>
----------------	-------------------------------------

<b>Fund:</b>	<b>DT2044 Highway Damage Recovery Account Fund</b>
--------------	--

<b>Cash Flow Summary</b>	<b>FY 2023 Actuals</b>	<b>FY 2024 Estimate</b>	<b>FY 2025 Request</b>
Beginning Balance	1.5	1,329.6	1,748.8
Revenue (from Revenue Schedule)	9,315.8	8,420.0	8,420.0
<b>Total Available</b>	<b>9,317.3</b>	<b>9,749.6</b>	<b>10,168.8</b>
Total Appropriated Disbursements	7,988.6	8,000.8	8,000.8
Total Non-Appropriated Disbursements	(0.9)	-	-
Balance Forward to Next Year	1,329.6	1,748.8	2,168.0

Explanation for Negative Ending Balance(s): Department of Transportation

<b>Appropriated Expenditure</b>	<b>FY 2023 Actuals</b>	<b>FY 2024 Estimate</b>	<b>FY 2025 Request</b>
<b>Expenditure Categories</b>			
Personal Services	-	-	-
Employee Related Expenditures	-	-	-
Professional & Outside Services	-	-	-
Travel In-State	-	-	-
Travel Out-Of-State	-	-	-
Food	-	-	-
Aid To Organizations & Individuals	-	-	-
Other Operating Expenditures	7,987.8	8,000.8	8,000.8
Equipment	-	-	-
Capital Outlay	0.8	-	-
Capital Equipment	-	-	-
Non-Capital Equipment	-	-	-
Debt Service	-	-	-
Cost Allocation & Indirect Costs	-	-	-
Transfers-Out	-	-	-
<b>Appropriated Expenditure Sub-Total:</b>	<b>7,988.6</b>	<b>8,000.8</b>	<b>8,000.8</b>
Non-Lapsing Authority from Prior Years (no entry for BY)	-	-	-
Administrative Adjustments (no entry for BY)	-	-	-
Capital Projects (Land, Bldgs, Improv)	-	-	-
Appropriated 27th Pay Roll	-	-	-
Legislative Fund Transfers	-	-	-
IT Project Transfers	-	-	-
Residual Equity Transfer	-	-	-



## Sources and Uses

<b>Agency:</b>	<b>Department of Transportation</b>
----------------	-------------------------------------

<b>Fund:</b>	<b>DT2044 Highway Damage Recovery Account Fund</b>
--------------	--

Transfer Due to Fund Balance Cap	-	-	-
Prior Committed or Obligated Expenditures (no entry for AY)	-	-	-
Non-Appropriated 27th Pay Roll	-	-	-
<b>Appropriated Expenditure Total:</b>	<b>7,988.6</b>	<b>8,000.8</b>	<b>8,000.8</b>
<b>Appropriated FTE</b>	-	-	-

<b>Non-Appropriated Expenditure</b>
-------------------------------------

Expenditure Categories	FY 2023 Actuals	FY 2024 Estimate	FY 2025 Request
Personal Services	-	-	-
Employee Related Expenditures	-	-	-
Professional & Outside Services	-	-	-
Travel In-State	-	-	-
Travel Out-Of-State	-	-	-
Food	-	-	-
Aid To Organizations & Individuals	-	-	-
Other Operating Expenditures	-	-	-
Equipment	-	-	-
Capital Outlay	-	-	-
Capital Equipment	-	-	-
Non-Capital Equipment	-	-	-
Debt Service	-	-	-
Cost Allocation & Indirect Costs	-	-	-
Transfers-Out	-	-	-
<b>Non-Appropriated Expenditure Sub-Total:</b>	-	-	-
Non-Lapsing Authority from Prior Years (no entry for BY)	-	-	-
Administrative Adjustments (no entry for BY)	-	-	-
Capital Projects (Land, Bldgs, Improv)	-	-	-
Appropriated 27th Pay Roll	-	-	-
Legislative Fund Transfers	-	-	-
IT Project Transfers	-	-	-
Residual Equity Transfer	(0.9)	-	-
Transfer Due to Fund Balance Cap	-	-	-
Prior Committed or Obligated Expenditures (no entry for AY)	-	-	-
Non-Appropriated 27th Pay Roll	-	-	-
<b>Non-Appropriated Expenditure Total:</b>	<b>(0.9)</b>	-	-
<b>Non-Appropriated FTE</b>	-	-	-

## Sources and Uses

**Agency:** Department of Transportation

**Fund:** DT2071 ADOT Fleet Operations Fund

The fund is primarily funded by charges it collects from the various divisions of the Department of Transportation for renting vehicles and equipment. In turn, the receipts collected are used to maintain and replace the Agency's inventory of automobiles, trucks, heavy equipment, and other field equipment.

<b>Cash Flow Summary</b>	<b>FY 2023 Actuals</b>	<b>FY 2024 Estimate</b>	<b>FY 2025 Request</b>
Beginning Balance	682.0	5,122.1	5,400.4
Revenue (from Revenue Schedule)	26,102.9	25,487.3	25,487.3
<b>Total Available</b>	<b>26,784.9</b>	<b>30,609.4</b>	<b>30,887.7</b>
Total Appropriated Disbursements	21,708.4	25,209.0	29,216.9
Total Non-Appropriated Disbursements	(45.6)	-	-
Balance Forward to Next Year	5,122.1	5,400.4	1,670.8

Explanation for Negative Ending Balance(s): Department of Transportation

<b>Appropriated Expenditure</b>	<b>FY 2023 Actuals</b>	<b>FY 2024 Estimate</b>	<b>FY 2025 Request</b>
<b>Expenditure Categories</b>			
Personal Services	10,568.8	10,388.6	11,691.3
Employee Related Expenditures	4,909.6	4,827.5	5,522.4
Professional & Outside Services	268.5	-	-
Travel In-State	64.4	-	-
Travel Out-Of-State	-	-	-
Food	-	-	-
Aid To Organizations & Individuals	-	-	-
Other Operating Expenditures	5,067.9	9,992.9	12,003.2
Equipment	-	-	-
Capital Outlay	0.2	-	-
Capital Equipment	(9.4)	-	-
Non-Capital Equipment	94.3	-	-
Debt Service	-	-	-
Cost Allocation & Indirect Costs	-	-	-
Transfers-Out	-	-	-
<b>Appropriated Expenditure Sub-Total:</b>	<b>20,964.3</b>	<b>25,209.0</b>	<b>29,216.9</b>
Non-Lapsing Authority from Prior Years (no entry for BY)	-	-	-
Administrative Adjustments (no entry for BY)	744.1	-	-
Capital Projects (Land, Bldgs, Improv)	-	-	-
Appropriated 27th Pay Roll	-	-	-
Legislative Fund Transfers	-	-	-
IT Project Transfers	-	-	-

## Sources and Uses

<b>Agency:</b>	<b>Department of Transportation</b>
----------------	-------------------------------------

<b>Fund:</b>	<b>DT2071 ADOT Fleet Operations Fund</b>
--------------	--

Residual Equity Transfer	-	-	-
Transfer Due to Fund Balance Cap	-	-	-
Prior Committed or Obligated Expenditures (no entry for AY)	-	-	-
Non-Appropriated 27th Pay Roll	-	-	-
<b>Appropriated Expenditure Total:</b>	<b>21,708.4</b>	<b>25,209.0</b>	<b>29,216.9</b>
<b>Appropriated FTE</b>	<b>183.0</b>	<b>183.0</b>	<b>208.0</b>

<b>Non-Appropriated Expenditure</b>
-------------------------------------

	FY 2023 Actuals	FY 2024 Estimate	FY 2025 Request
<b>Expenditure Categories</b>			
Personal Services	-	-	-
Employee Related Expenditures	-	-	-
Professional & Outside Services	-	-	-
Travel In-State	-	-	-
Travel Out-Of-State	-	-	-
Food	-	-	-
Aid To Organizations & Individuals	-	-	-
Other Operating Expenditures	0.0	-	-
Equipment	-	-	-
Capital Outlay	-	-	-
Capital Equipment	-	-	-
Non-Capital Equipment	-	-	-
Debt Service	-	-	-
Cost Allocation & Indirect Costs	-	-	-
Transfers-Out	-	-	-
<b>Non-Appropriated Expenditure Sub-Total:</b>	<b>0.0</b>	<b>-</b>	<b>-</b>
Non-Lapsing Authority from Prior Years (no entry for BY)	-	-	-
Administrative Adjustments (no entry for BY)	-	-	-
Capital Projects (Land, Bldgs, Improv)	-	-	-
Appropriated 27th Pay Roll	-	-	-
Legislative Fund Transfers	-	-	-
IT Project Transfers	-	-	-
Residual Equity Transfer	(45.6)	-	-
Transfer Due to Fund Balance Cap	-	-	-
Prior Committed or Obligated Expenditures (no entry for AY)	-	-	-
Non-Appropriated 27th Pay Roll	-	-	-
<b>Non-Appropriated Expenditure Total:</b>	<b>(45.6)</b>	<b>-</b>	<b>-</b>

## Sources and Uses

**Agency:** Department of Transportation

**Fund:** DT2071 ADOT Fleet Operations Fund

**Non-Appropriated FTE**

- - -

## Sources and Uses

**Agency:** Department of Transportation

**Fund:** DT2097 ADOT Federal Programs Fund

Revenues consist of a variety of federal grants that are non-federal aid highway in nature. Grants include: Federal Highway Materials Program, Federal Highway Fatality File and Federal Transit Planning Assistance.

<b>Cash Flow Summary</b>	<b>FY 2023 Actuals</b>	<b>FY 2024 Estimate</b>	<b>FY 2025 Request</b>
Beginning Balance	3,926.9	3,985.3	3,985.3
Revenue (from Revenue Schedule)	19,953.6	22,430.8	22,430.8
<b>Total Available</b>	<b>23,880.5</b>	<b>26,416.1</b>	<b>26,416.1</b>
Total Appropriated Disbursements	-	-	-
Total Non-Appropriated Disbursements	19,895.2	22,430.8	22,430.8
Balance Forward to Next Year	3,985.3	3,985.3	3,985.3

Explanation for Negative Ending Balance(s): Department of Transportation

<b>Appropriated Expenditure</b>	<b>FY 2023 Actuals</b>	<b>FY 2024 Estimate</b>	<b>FY 2025 Request</b>
<b>Expenditure Categories</b>			
Personal Services	-	-	-
Employee Related Expenditures	-	-	-
Professional & Outside Services	-	-	-
Travel In-State	-	-	-
Travel Out-Of-State	-	-	-
Food	-	-	-
Aid To Organizations & Individuals	-	-	-
Other Operating Expenditures	-	-	-
Equipment	-	-	-
Capital Outlay	-	-	-
Capital Equipment	-	-	-
Non-Capital Equipment	-	-	-
Debt Service	-	-	-
Cost Allocation & Indirect Costs	-	-	-
Transfers-Out	-	-	-
<b>Appropriated Expenditure Sub-Total:</b>	<b>-</b>	<b>-</b>	<b>-</b>
Non-Lapsing Authority from Prior Years (no entry for BY)	-	-	-
Administrative Adjustments (no entry for BY)	-	-	-
Capital Projects (Land, Bldgs, Improv)	-	-	-
Appropriated 27th Pay Roll	-	-	-
Legislative Fund Transfers	-	-	-
IT Project Transfers	-	-	-

## Sources and Uses

<b>Agency:</b>	<b>Department of Transportation</b>
----------------	-------------------------------------

<b>Fund:</b>	<b>DT2097 ADOT Federal Programs Fund</b>
--------------	--

Residual Equity Transfer	-	-	-
Transfer Due to Fund Balance Cap	-	-	-
Prior Committed or Obligated Expenditures (no entry for AY)	-	-	-
Non-Appropriated 27th Pay Roll	-	-	-
<b>Appropriated Expenditure Total:</b>	-	-	-
<b>Appropriated FTE</b>	-	-	-

<b>Non-Appropriated Expenditure</b>
-------------------------------------

	FY 2023 Actuals	FY 2024 Estimate	FY 2025 Request
<b>Expenditure Categories</b>			
Personal Services	912.8	-	-
Employee Related Expenditures	425.2	-	-
Professional & Outside Services	373.9	-	-
Travel In-State	-	-	-
Travel Out-Of-State	5.8	-	-
Food	-	-	-
Aid To Organizations & Individuals	17,801.1	-	-
Other Operating Expenditures	166.0	-	-
Equipment	-	-	-
Capital Outlay	-	-	-
Capital Equipment	-	-	-
Non-Capital Equipment	2.2	-	-
Debt Service	-	-	-
Cost Allocation & Indirect Costs	207.2	-	-
Transfers-Out	-	-	-
<b>Non-Appropriated Expenditure Sub-Total:</b>	<b>19,894.3</b>	-	-
Non-Lapsing Authority from Prior Years (no entry for BY)	-	-	-
Administrative Adjustments (no entry for BY)	-	-	-
Capital Projects (Land, Bldgs, Improv)	-	-	-
Appropriated 27th Pay Roll	-	-	-
Legislative Fund Transfers	-	-	-
IT Project Transfers	-	-	-
Residual Equity Transfer	0.9	-	-
Transfer Due to Fund Balance Cap	-	-	-
Prior Committed or Obligated Expenditures (no entry for AY)	-	22,430.8	22,430.8
Non-Appropriated 27th Pay Roll	-	-	-
<b>Non-Appropriated Expenditure Total:</b>	<b>19,895.2</b>	<b>22,430.8</b>	<b>22,430.8</b>

## Sources and Uses

**Agency:** Department of Transportation

**Fund:** DT2097 ADOT Federal Programs Fund

**Non-Appropriated FTE**

10.0

-

-

## Sources and Uses

**Agency:** Department of Transportation

**Fund:** DT2150 Abandoned Vehicles Administration Fund

### Cash Flow Summary

	FY 2023 Actuals	FY 2024 Estimate	FY 2025 Request
Beginning Balance	312.5	473.0	647.1
Revenue (from Revenue Schedule)	1,026.0	1,174.1	1,174.1
<b>Total Available</b>	<b>1,338.5</b>	<b>1,647.1</b>	<b>1,821.2</b>
Total Appropriated Disbursements	-	-	-
Total Non-Appropriated Disbursements	865.5	1,000.0	1,000.0
Balance Forward to Next Year	473.0	647.1	821.2

Explanation for Negative Ending Balance(s):

Department of Transportation

### Appropriated Expenditure

	FY 2023 Actuals	FY 2024 Estimate	FY 2025 Request
<b>Expenditure Categories</b>			
Personal Services	-	-	-
Employee Related Expenditures	-	-	-
Professional & Outside Services	-	-	-
Travel In-State	-	-	-
Travel Out-Of-State	-	-	-
Food	-	-	-
Aid To Organizations & Individuals	-	-	-
Other Operating Expenditures	-	-	-
Equipment	-	-	-
Capital Outlay	-	-	-
Capital Equipment	-	-	-
Non-Capital Equipment	-	-	-
Debt Service	-	-	-
Cost Allocation & Indirect Costs	-	-	-
Transfers-Out	-	-	-
<b>Appropriated Expenditure Sub-Total:</b>	-	-	-
Non-Lapsing Authority from Prior Years (no entry for BY)	-	-	-
Administrative Adjustments (no entry for BY)	-	-	-
Capital Projects (Land, Bldgs, Improv)	-	-	-
Appropriated 27th Pay Roll	-	-	-
Legislative Fund Transfers	-	-	-
IT Project Transfers	-	-	-
Residual Equity Transfer	-	-	-



## Sources and Uses

<b>Agency:</b>	<b>Department of Transportation</b>
----------------	-------------------------------------

<b>Fund:</b>	<b>DT2150 Abandoned Vehicles Administration Fund</b>
--------------	--

Transfer Due to Fund Balance Cap	-	-	-
Prior Committed or Obligated Expenditures (no entry for AY)	-	-	-
Non-Appropriated 27th Pay Roll	-	-	-
<b>Appropriated Expenditure Total:</b>	-	-	-
<b>Appropriated FTE</b>	-	-	-

<b>Non-Appropriated Expenditure</b>
-------------------------------------

Expenditure Categories	FY 2023 Actuals	FY 2024 Estimate	FY 2025 Request
Personal Services	-	-	-
Employee Related Expenditures	-	-	-
Professional & Outside Services	-	-	-
Travel In-State	-	-	-
Travel Out-Of-State	-	-	-
Food	-	-	-
Aid To Organizations & Individuals	-	-	-
Other Operating Expenditures	865.5	1,000.0	1,000.0
Equipment	-	-	-
Capital Outlay	-	-	-
Capital Equipment	-	-	-
Non-Capital Equipment	-	-	-
Debt Service	-	-	-
Cost Allocation & Indirect Costs	-	-	-
Transfers-Out	-	-	-
<b>Non-Appropriated Expenditure Sub-Total:</b>	<b>865.5</b>	<b>1,000.0</b>	<b>1,000.0</b>
Non-Lapsing Authority from Prior Years (no entry for BY)	-	-	-
Administrative Adjustments (no entry for BY)	-	-	-
Capital Projects (Land, Bldgs, Improv)	-	-	-
Appropriated 27th Pay Roll	-	-	-
Legislative Fund Transfers	-	-	-
IT Project Transfers	-	-	-
Residual Equity Transfer	-	-	-
Transfer Due to Fund Balance Cap	-	-	-
Prior Committed or Obligated Expenditures (no entry for AY)	-	-	-
Non-Appropriated 27th Pay Roll	-	-	-
<b>Non-Appropriated Expenditure Total:</b>	<b>865.5</b>	<b>1,000.0</b>	<b>1,000.0</b>
<b>Non-Appropriated FTE</b>	-	-	-

## Sources and Uses

<b>Agency:</b>	<b>Department of Transportation</b>
----------------	-------------------------------------

<b>Fund:</b>	<b>DT2208 Ignition Interlock Device Fund</b>
--------------	--

<b>Cash Flow Summary</b>	<b>FY 2023 Actuals</b>	<b>FY 2024 Estimate</b>	<b>FY 2025 Request</b>
Beginning Balance	148.0	118.5	85.6
Revenue (from Revenue Schedule)	301.9	327.8	327.8
<b>Total Available</b>	<b>449.8</b>	<b>446.3</b>	<b>413.4</b>
Total Appropriated Disbursements	331.3	360.7	360.7
Total Non-Appropriated Disbursements	-	-	-
Balance Forward to Next Year	118.5	85.6	52.7

Explanation for Negative Ending Balance(s): Department of Transportation

<b>Appropriated Expenditure</b>	<b>FY 2023 Actuals</b>	<b>FY 2024 Estimate</b>	<b>FY 2025 Request</b>
<b>Expenditure Categories</b>			
Personal Services	215.1	235.1	235.1
Employee Related Expenditures	113.1	120.1	120.1
Professional & Outside Services	-	-	-
Travel In-State	-	-	-
Travel Out-Of-State	-	-	-
Food	-	-	-
Aid To Organizations & Individuals	-	-	-
Other Operating Expenditures	3.1	5.5	5.5
Equipment	-	-	-
Capital Outlay	-	-	-
Capital Equipment	-	-	-
Non-Capital Equipment	-	-	-
Debt Service	-	-	-
Cost Allocation & Indirect Costs	-	-	-
Transfers-Out	-	-	-
<b>Appropriated Expenditure Sub-Total:</b>	<b>331.3</b>	<b>360.7</b>	<b>360.7</b>
Non-Lapsing Authority from Prior Years (no entry for BY)	-	-	-
Administrative Adjustments (no entry for BY)	-	-	-
Capital Projects (Land, Bldgs, Improv)	-	-	-
Appropriated 27th Pay Roll	-	-	-
Legislative Fund Transfers	-	-	-
IT Project Transfers	-	-	-
Residual Equity Transfer	-	-	-

## Sources and Uses

<b>Agency:</b>	<b>Department of Transportation</b>
----------------	-------------------------------------

<b>Fund:</b>	<b>DT2208 Ignition Interlock Device Fund</b>
--------------	--

Transfer Due to Fund Balance Cap	-	-	-
Prior Committed or Obligated Expenditures (no entry for AY)	-	-	-
Non-Appropriated 27th Pay Roll	-	-	-
<b>Appropriated Expenditure Total:</b>	331.3	360.7	360.7
<b>Appropriated FTE</b>	4.0	4.0	4.0

<b>Non-Appropriated Expenditure</b>
-------------------------------------

	FY 2023 Actuals	FY 2024 Estimate	FY 2025 Request
<b>Expenditure Categories</b>			
Personal Services	-	-	-
Employee Related Expenditures	-	-	-
Professional & Outside Services	-	-	-
Travel In-State	-	-	-
Travel Out-Of-State	-	-	-
Food	-	-	-
Aid To Organizations & Individuals	-	-	-
Other Operating Expenditures	-	-	-
Equipment	-	-	-
Capital Outlay	-	-	-
Capital Equipment	-	-	-
Non-Capital Equipment	-	-	-
Debt Service	-	-	-
Cost Allocation & Indirect Costs	-	-	-
Transfers-Out	-	-	-
<b>Non-Appropriated Expenditure Sub-Total:</b>	-	-	-
Non-Lapsing Authority from Prior Years (no entry for BY)	-	-	-
Administrative Adjustments (no entry for BY)	-	-	-
Capital Projects (Land, Bldgs, Improv)	-	-	-
Appropriated 27th Pay Roll	-	-	-
Legislative Fund Transfers	-	-	-
IT Project Transfers	-	-	-
Residual Equity Transfer	-	-	-
Transfer Due to Fund Balance Cap	-	-	-
Prior Committed or Obligated Expenditures (no entry for AY)	-	-	-
Non-Appropriated 27th Pay Roll	-	-	-
<b>Non-Appropriated Expenditure Total:</b>	-	-	-
<b>Non-Appropriated FTE</b>	-	-	-

## Sources and Uses

**Agency:** Department of Transportation

**Fund:** DT2226 Air Quality Fund

Consists of fees collected from vehicle owners when registering a vehicle in the state. The fund is used for air quality research experiments, and supports other air quality initiatives aimed at bringing areas of the state into accord with federal clean air standards.

<b>Cash Flow Summary</b>	<b>FY 2023 Actuals</b>	<b>FY 2024 Estimate</b>	<b>FY 2025 Request</b>
Beginning Balance	135.4	166.8	166.8
Revenue (from Revenue Schedule)	326.6	1,127.7	877.7
<b>Total Available</b>	<b>462.0</b>	<b>1,294.5</b>	<b>1,044.5</b>
Total Appropriated Disbursements	295.2	1,127.7	877.7
Total Non-Appropriated Disbursements	-	-	-
Balance Forward to Next Year	166.8	166.8	166.8

Explanation for Negative Ending Balance(s): Department of Transportation

<b>Appropriated Expenditure</b>	<b>FY 2023 Actuals</b>	<b>FY 2024 Estimate</b>	<b>FY 2025 Request</b>
<b>Expenditure Categories</b>			
Personal Services	42.6	488.3	488.3
Employee Related Expenditures	16.6	174.6	174.6
Professional & Outside Services	22.3	-	(250.0)
Travel In-State	-	0.5	0.5
Travel Out-Of-State	0.7	1.0	1.0
Food	-	-	-
Aid To Organizations & Individuals	-	-	-
Other Operating Expenditures	1.7	388.3	388.3
Equipment	-	-	-
Capital Outlay	-	-	-
Capital Equipment	-	-	-
Non-Capital Equipment	-	-	-
Debt Service	-	-	-
Cost Allocation & Indirect Costs	170.1	-	-
Transfers-Out	-	75.0	75.0
<b>Appropriated Expenditure Sub-Total:</b>	<b>254.0</b>	<b>1,127.7</b>	<b>877.7</b>
Non-Lapsing Authority from Prior Years (no entry for BY)	-	-	-
Administrative Adjustments (no entry for BY)	41.2	-	-
Capital Projects (Land, Bldgs, Improv)	-	-	-
Appropriated 27th Pay Roll	-	-	-
Legislative Fund Transfers	-	-	-
IT Project Transfers	-	-	-

## Sources and Uses

<b>Agency:</b>	<b>Department of Transportation</b>
----------------	-------------------------------------

<b>Fund:</b>	<b>DT2226 Air Quality Fund</b>
--------------	--------------------------------

Residual Equity Transfer	-	-	-
Transfer Due to Fund Balance Cap	-	-	-
Prior Committed or Obligated Expenditures (no entry for AY)	-	-	-
Non-Appropriated 27th Pay Roll	-	-	-
<b>Appropriated Expenditure Total:</b>	295.2	1,127.7	877.7
<b>Appropriated FTE</b>	-	-	-

<b>Non-Appropriated Expenditure</b>
-------------------------------------

	FY 2023 Actuals	FY 2024 Estimate	FY 2025 Request
<b>Expenditure Categories</b>			
Personal Services	-	-	-
Employee Related Expenditures	-	-	-
Professional & Outside Services	-	-	-
Travel In-State	-	-	-
Travel Out-Of-State	-	-	-
Food	-	-	-
Aid To Organizations & Individuals	-	-	-
Other Operating Expenditures	-	-	-
Equipment	-	-	-
Capital Outlay	-	-	-
Capital Equipment	-	-	-
Non-Capital Equipment	-	-	-
Debt Service	-	-	-
Cost Allocation & Indirect Costs	-	-	-
Transfers-Out	-	-	-
<b>Non-Appropriated Expenditure Sub-Total:</b>	-	-	-
Non-Lapsing Authority from Prior Years (no entry for BY)	-	-	-
Administrative Adjustments (no entry for BY)	-	-	-
Capital Projects (Land, Bldgs, Improv)	-	-	-
Appropriated 27th Pay Roll	-	-	-
Legislative Fund Transfers	-	-	-
IT Project Transfers	-	-	-
Residual Equity Transfer	-	-	-
Transfer Due to Fund Balance Cap	-	-	-
Prior Committed or Obligated Expenditures (no entry for AY)	-	-	-
Non-Appropriated 27th Pay Roll	-	-	-
<b>Non-Appropriated Expenditure Total:</b>	-	-	-

## Sources and Uses

**Agency:** Department of Transportation

**Fund:** DT2226 Air Quality Fund

**Non-Appropriated FTE**

- - -

## Sources and Uses

**Agency:** Department of Transportation

**Fund:** DT2244 Economic Strength Project Fund

Funds are allocated from Highway User Revenue Funds. Provides monies for economic strength highway projects recommended by the Commerce and Economic Development Commission and approved by the State Transportation Board.

### Cash Flow Summary

	FY 2023 Actuals	FY 2024 Estimate	FY 2025 Request
Beginning Balance	3,204.4	3,817.4	3,927.4
Revenue (from Revenue Schedule)	1,111.7	1,110.0	1,110.0
<b>Total Available</b>	<b>4,316.1</b>	<b>4,927.4</b>	<b>5,037.4</b>
Total Appropriated Disbursements	-	-	-
Total Non-Appropriated Disbursements	498.7	1,000.0	1,000.0
Balance Forward to Next Year	3,817.4	3,927.4	4,037.4

Explanation for Negative Ending Balance(s):

Department of Transportation

### Appropriated Expenditure

Expenditure Categories	FY 2023 Actuals	FY 2024 Estimate	FY 2025 Request
Personal Services	-	-	-
Employee Related Expenditures	-	-	-
Professional & Outside Services	-	-	-
Travel In-State	-	-	-
Travel Out-Of-State	-	-	-
Food	-	-	-
Aid To Organizations & Individuals	-	-	-
Other Operating Expenditures	-	-	-
Equipment	-	-	-
Capital Outlay	-	-	-
Capital Equipment	-	-	-
Non-Capital Equipment	-	-	-
Debt Service	-	-	-
Cost Allocation & Indirect Costs	-	-	-
Transfers-Out	-	-	-
<b>Appropriated Expenditure Sub-Total:</b>	<b>-</b>	<b>-</b>	<b>-</b>
Non-Lapsing Authority from Prior Years (no entry for BY)	-	-	-
Administrative Adjustments (no entry for BY)	-	-	-
Capital Projects (Land, Bldgs, Improv)	-	-	-
Appropriated 27th Pay Roll	-	-	-
Legislative Fund Transfers	-	-	-
IT Project Transfers	-	-	-

## Sources and Uses

<b>Agency:</b>	<b>Department of Transportation</b>
----------------	-------------------------------------

<b>Fund:</b>	<b>DT2244 Economic Strength Project Fund</b>
--------------	--

Residual Equity Transfer	-	-	-
Transfer Due to Fund Balance Cap	-	-	-
Prior Committed or Obligated Expenditures (no entry for AY)	-	-	-
Non-Appropriated 27th Pay Roll	-	-	-
<b>Appropriated Expenditure Total:</b>	-	-	-
<b>Appropriated FTE</b>	-	-	-

<b>Non-Appropriated Expenditure</b>
-------------------------------------

	FY 2023 Actuals	FY 2024 Estimate	FY 2025 Request
<b>Expenditure Categories</b>			
Personal Services	-	-	-
Employee Related Expenditures	-	-	-
Professional & Outside Services	-	-	-
Travel In-State	-	-	-
Travel Out-Of-State	-	-	-
Food	-	-	-
Aid To Organizations & Individuals	498.7	1,000.0	1,000.0
Other Operating Expenditures	-	-	-
Equipment	-	-	-
Capital Outlay	-	-	-
Capital Equipment	-	-	-
Non-Capital Equipment	-	-	-
Debt Service	-	-	-
Cost Allocation & Indirect Costs	-	-	-
Transfers-Out	-	-	-
<b>Non-Appropriated Expenditure Sub-Total:</b>	<b>498.7</b>	<b>1,000.0</b>	<b>1,000.0</b>
Non-Lapsing Authority from Prior Years (no entry for BY)	-	-	-
Administrative Adjustments (no entry for BY)	-	-	-
Capital Projects (Land, Bldgs, Improv)	-	-	-
Appropriated 27th Pay Roll	-	-	-
Legislative Fund Transfers	-	-	-
IT Project Transfers	-	-	-
Residual Equity Transfer	-	-	-
Transfer Due to Fund Balance Cap	-	-	-
Prior Committed or Obligated Expenditures (no entry for AY)	-	-	-
Non-Appropriated 27th Pay Roll	-	-	-
<b>Non-Appropriated Expenditure Total:</b>	<b>498.7</b>	<b>1,000.0</b>	<b>1,000.0</b>



## Sources and Uses

**Agency:** Department of Transportation

**Fund:** DT2244 Economic Strength Project Fund

**Non-Appropriated FTE**

- - -

## Sources and Uses

**Agency:** Department of Transportation

**Fund:** DT2266 Cash Deposits Fund

This fund receives cash advances, reimbursements and deposits that are used for state park maintenance and rental property repair.

### Cash Flow Summary

	FY 2023 Actuals	FY 2024 Estimate	FY 2025 Request
Beginning Balance	1,624.9	1,411.0	0.0
Revenue (from Revenue Schedule)	(443.6)	(1,411.0)	-
<b>Total Available</b>	<b>1,181.2</b>	<b>0.0</b>	<b>0.0</b>
Total Appropriated Disbursements	-	-	-
Total Non-Appropriated Disbursements	(229.8)	-	-
Balance Forward to Next Year	1,411.0	0.0	0.0

Explanation for Negative Ending Balance(s):

Department of Transportation

### Appropriated Expenditure

Expenditure Categories	FY 2023 Actuals	FY 2024 Estimate	FY 2025 Request
Personal Services	-	-	-
Employee Related Expenditures	-	-	-
Professional & Outside Services	-	-	-
Travel In-State	-	-	-
Travel Out-Of-State	-	-	-
Food	-	-	-
Aid To Organizations & Individuals	-	-	-
Other Operating Expenditures	-	-	-
Equipment	-	-	-
Capital Outlay	-	-	-
Capital Equipment	-	-	-
Non-Capital Equipment	-	-	-
Debt Service	-	-	-
Cost Allocation & Indirect Costs	-	-	-
Transfers-Out	-	-	-
<b>Appropriated Expenditure Sub-Total:</b>	<b>-</b>	<b>-</b>	<b>-</b>
Non-Lapsing Authority from Prior Years (no entry for BY)	-	-	-
Administrative Adjustments (no entry for BY)	-	-	-
Capital Projects (Land, Bldgs, Improv)	-	-	-
Appropriated 27th Pay Roll	-	-	-
Legislative Fund Transfers	-	-	-
IT Project Transfers	-	-	-

## Sources and Uses

<b>Agency:</b>	<b>Department of Transportation</b>
----------------	-------------------------------------

<b>Fund:</b>	<b>DT2266 Cash Deposits Fund</b>
--------------	----------------------------------

Residual Equity Transfer	-	-	-
Transfer Due to Fund Balance Cap	-	-	-
Prior Committed or Obligated Expenditures (no entry for AY)	-	-	-
Non-Appropriated 27th Pay Roll	-	-	-
<b>Appropriated Expenditure Total:</b>	-	-	-
<b>Appropriated FTE</b>	-	-	-

<b>Non-Appropriated Expenditure</b>
-------------------------------------

	FY 2023 Actuals	FY 2024 Estimate	FY 2025 Request
<b>Expenditure Categories</b>			
Personal Services	-	-	-
Employee Related Expenditures	-	-	-
Professional & Outside Services	-	-	-
Travel In-State	0.4	-	-
Travel Out-Of-State	-	-	-
Food	-	-	-
Aid To Organizations & Individuals	-	-	-
Other Operating Expenditures	-	-	-
Equipment	-	-	-
Capital Outlay	-	-	-
Capital Equipment	-	-	-
Non-Capital Equipment	(0.6)	-	-
Debt Service	-	-	-
Cost Allocation & Indirect Costs	-	-	-
Transfers-Out	-	-	-
<b>Non-Appropriated Expenditure Sub-Total:</b>	<b>(0.2)</b>	-	-
Non-Lapsing Authority from Prior Years (no entry for BY)	-	-	-
Administrative Adjustments (no entry for BY)	-	-	-
Capital Projects (Land, Bldgs, Improv)	-	-	-
Appropriated 27th Pay Roll	-	-	-
Legislative Fund Transfers	-	-	-
IT Project Transfers	-	-	-
Residual Equity Transfer	(229.6)	-	-
Transfer Due to Fund Balance Cap	-	-	-
Prior Committed or Obligated Expenditures (no entry for AY)	-	-	-
Non-Appropriated 27th Pay Roll	-	-	-
<b>Non-Appropriated Expenditure Total:</b>	<b>(229.8)</b>	-	-

## Sources and Uses

**Agency:** Department of Transportation

**Fund:** DT2266 Cash Deposits Fund

**Non-Appropriated FTE**

- - -

## Sources and Uses

**Agency:** Department of Transportation

**Fund:** DT2272 Vehicle Inspection and Certificate of Title Enforcement Fund

Revenues in the fund consist of inspections fees. Monies in the fund are used to defray costs of investigations involving certificates of title, licensing fraud, registration enforcement and other related issues.

### Cash Flow Summary

	FY 2023 Actuals	FY 2024 Estimate	FY 2025 Request
Beginning Balance	210.6	650.1	416.9
Revenue (from Revenue Schedule)	1,748.0	1,413.4	1,413.4
<b>Total Available</b>	<b>1,958.6</b>	<b>2,063.5</b>	<b>1,830.3</b>
Total Appropriated Disbursements	1,308.5	1,646.6	1,646.6
Total Non-Appropriated Disbursements	-	-	-
Balance Forward to Next Year	650.1	416.9	183.7

Explanation for Negative Ending Balance(s):

Department of Transportation

### Appropriated Expenditure

Expenditure Categories	FY 2023 Actuals	FY 2024 Estimate	FY 2025 Request
Personal Services	815.0	1,060.7	1,060.7
Employee Related Expenditures	421.4	500.4	500.4
Professional & Outside Services	15.0	-	-
Travel In-State	0.3	-	-
Travel Out-Of-State	-	-	-
Food	-	-	-
Aid To Organizations & Individuals	-	-	-
Other Operating Expenditures	55.1	85.5	85.5
Equipment	-	-	-
Capital Outlay	-	-	-
Capital Equipment	-	-	-
Non-Capital Equipment	-	-	-
Debt Service	-	-	-
Cost Allocation & Indirect Costs	-	-	-
Transfers-Out	-	-	-
<b>Appropriated Expenditure Sub-Total:</b>	<b>1,306.6</b>	<b>1,646.6</b>	<b>1,646.6</b>
Non-Lapsing Authority from Prior Years (no entry for BY)	-	-	-
Administrative Adjustments (no entry for BY)	1.9	-	-
Capital Projects (Land, Bldgs, Improv)	-	-	-
Appropriated 27th Pay Roll	-	-	-
Legislative Fund Transfers	-	-	-
IT Project Transfers	-	-	-

## Sources and Uses

<b>Agency:</b>	<b>Department of Transportation</b>
----------------	-------------------------------------

<b>Fund:</b>	<b>DT2272 Vehicle Inspection and Certificate of Title Enforcement Fund</b>
--------------	--

Residual Equity Transfer	-	-	-
Transfer Due to Fund Balance Cap	-	-	-
Prior Committed or Obligated Expenditures (no entry for AY)	-	-	-
Non-Appropriated 27th Pay Roll	-	-	-
<b>Appropriated Expenditure Total:</b>	1,308.5	1,646.6	1,646.6
<b>Appropriated FTE</b>	17.0	9.0	9.0

<b>Non-Appropriated Expenditure</b>
-------------------------------------

	FY 2023 Actuals	FY 2024 Estimate	FY 2025 Request
<b>Expenditure Categories</b>			
Personal Services	-	-	-
Employee Related Expenditures	-	-	-
Professional & Outside Services	-	-	-
Travel In-State	-	-	-
Travel Out-Of-State	-	-	-
Food	-	-	-
Aid To Organizations & Individuals	-	-	-
Other Operating Expenditures	-	-	-
Equipment	-	-	-
Capital Outlay	-	-	-
Capital Equipment	-	-	-
Non-Capital Equipment	-	-	-
Debt Service	-	-	-
Cost Allocation & Indirect Costs	-	-	-
Transfers-Out	-	-	-
<b>Non-Appropriated Expenditure Sub-Total:</b>	-	-	-
Non-Lapsing Authority from Prior Years (no entry for BY)	-	-	-
Administrative Adjustments (no entry for BY)	-	-	-
Capital Projects (Land, Bldgs, Improv)	-	-	-
Appropriated 27th Pay Roll	-	-	-
Legislative Fund Transfers	-	-	-
IT Project Transfers	-	-	-
Residual Equity Transfer	-	-	-
Transfer Due to Fund Balance Cap	-	-	-
Prior Committed or Obligated Expenditures (no entry for AY)	-	-	-
Non-Appropriated 27th Pay Roll	-	-	-
<b>Non-Appropriated Expenditure Total:</b>	-	-	-

## Sources and Uses

**Agency:** Department of Transportation

**Fund:** DT2272 Vehicle Inspection and Certificate of Title Enforcement Fund

**Non-Appropriated FTE**

- - -

## Sources and Uses

**Agency:** Department of Transportation

**Fund:** DT2285 Motor Vehicle Liability Insurance Enforcement Fund

Revenues in the fund consist of penalty fees for reinstatement of a motor vehicle registration. Monies in the fund are used to cover the program statutorily designed to help verify vehicle identity and ownership and enable the Department of Transportation to enforce mandatory motor vehicle liability insurance.

<b>Cash Flow Summary</b>	<b>FY 2023 Actuals</b>	<b>FY 2024 Estimate</b>	<b>FY 2025 Request</b>
Beginning Balance	5,606.5	2,702.7	2,658.4
Revenue (from Revenue Schedule)	1,283.7	1,538.0	1,288.0
<b>Total Available</b>	<b>6,890.2</b>	<b>4,240.7</b>	<b>3,946.4</b>
Total Appropriated Disbursements	4,187.5	1,582.3	1,582.3
Total Non-Appropriated Disbursements	-	-	-
Balance Forward to Next Year	2,702.7	2,658.4	2,364.1

Explanation for Negative Ending Balance(s): Department of Transportation

<b>Appropriated Expenditure</b>	<b>FY 2023 Actuals</b>	<b>FY 2024 Estimate</b>	<b>FY 2025 Request</b>
<b>Expenditure Categories</b>			
Personal Services	1,021.0	835.0	835.0
Employee Related Expenditures	487.0	426.6	426.6
Professional & Outside Services	251.3	-	-
Travel In-State	0.2	5.0	5.0
Travel Out-Of-State	2.5	-	-
Food	-	-	-
Aid To Organizations & Individuals	-	-	-
Other Operating Expenditures	2,075.2	315.3	315.3
Equipment	-	-	-
Capital Outlay	-	-	-
Capital Equipment	-	-	-
Non-Capital Equipment	0.4	0.4	0.4
Debt Service	-	-	-
Cost Allocation & Indirect Costs	-	-	-
Transfers-Out	350.0	-	-
<b>Appropriated Expenditure Sub-Total:</b>	<b>4,187.5</b>	<b>1,582.3</b>	<b>1,582.3</b>
Non-Lapsing Authority from Prior Years (no entry for BY)	-	-	-
Administrative Adjustments (no entry for BY)	0.0	-	-
Capital Projects (Land, Bldgs, Improv)	-	-	-
Appropriated 27th Pay Roll	-	-	-
Legislative Fund Transfers	-	-	-
IT Project Transfers	-	-	-



## Sources and Uses

<b>Agency:</b>	<b>Department of Transportation</b>
----------------	-------------------------------------

<b>Fund:</b>	<b>DT2285 Motor Vehicle Liability Insurance Enforcement Fund</b>
--------------	--

Residual Equity Transfer	-	-	-
Transfer Due to Fund Balance Cap	-	-	-
Prior Committed or Obligated Expenditures (no entry for AY)	-	-	-
Non-Appropriated 27th Pay Roll	-	-	-
<b>Appropriated Expenditure Total:</b>	4,187.5	1,582.3	1,582.3
<b>Appropriated FTE</b>	33.0	21.0	21.0

<b>Non-Appropriated Expenditure</b>
-------------------------------------

	FY 2023 Actuals	FY 2024 Estimate	FY 2025 Request
<b>Expenditure Categories</b>			
Personal Services	-	-	-
Employee Related Expenditures	-	-	-
Professional & Outside Services	-	-	-
Travel In-State	-	-	-
Travel Out-Of-State	-	-	-
Food	-	-	-
Aid To Organizations & Individuals	-	-	-
Other Operating Expenditures	-	-	-
Equipment	-	-	-
Capital Outlay	-	-	-
Capital Equipment	-	-	-
Non-Capital Equipment	-	-	-
Debt Service	-	-	-
Cost Allocation & Indirect Costs	-	-	-
Transfers-Out	-	-	-
<b>Non-Appropriated Expenditure Sub-Total:</b>	-	-	-
Non-Lapsing Authority from Prior Years (no entry for BY)	-	-	-
Administrative Adjustments (no entry for BY)	-	-	-
Capital Projects (Land, Bldgs, Improv)	-	-	-
Appropriated 27th Pay Roll	-	-	-
Legislative Fund Transfers	-	-	-
IT Project Transfers	-	-	-
Residual Equity Transfer	-	-	-
Transfer Due to Fund Balance Cap	-	-	-
Prior Committed or Obligated Expenditures (no entry for AY)	-	-	-
Non-Appropriated 27th Pay Roll	-	-	-
<b>Non-Appropriated Expenditure Total:</b>	-	-	-

## Sources and Uses

**Agency:** Department of Transportation

**Fund:** DT2285 Motor Vehicle Liability Insurance Enforcement Fund

**Non-Appropriated FTE**

- - -

## Sources and Uses

**Agency:** Department of Transportation

**Fund:** DT2380 Motor Carrier Safety Revolving Fund

Revenues consist of appropriations and monies received from private grants or donations. Monies in the fund are continuously appropriated to the Department to be used by ADOT, the Attorney General and the Department of Public Safety for motor carrier safety.

### Cash Flow Summary

	FY 2023 Actuals	FY 2024 Estimate	FY 2025 Request
Beginning Balance	0.5	0.0	0.0
Revenue (from Revenue Schedule)	-	-	-
<b>Total Available</b>	<b>0.5</b>	<b>0.0</b>	<b>0.0</b>
Total Appropriated Disbursements	-	-	-
Total Non-Appropriated Disbursements	0.5	-	-
Balance Forward to Next Year	0.0	0.0	0.0

Explanation for Negative Ending Balance(s): Department of Transportation

### Appropriated Expenditure

Expenditure Categories	FY 2023 Actuals	FY 2024 Estimate	FY 2025 Request
Personal Services	-	-	-
Employee Related Expenditures	-	-	-
Professional & Outside Services	-	-	-
Travel In-State	-	-	-
Travel Out-Of-State	-	-	-
Food	-	-	-
Aid To Organizations & Individuals	-	-	-
Other Operating Expenditures	-	-	-
Equipment	-	-	-
Capital Outlay	-	-	-
Capital Equipment	-	-	-
Non-Capital Equipment	-	-	-
Debt Service	-	-	-
Cost Allocation & Indirect Costs	-	-	-
Transfers-Out	-	-	-
<b>Appropriated Expenditure Sub-Total:</b>	<b>-</b>	<b>-</b>	<b>-</b>
Non-Lapsing Authority from Prior Years (no entry for BY)	-	-	-
Administrative Adjustments (no entry for BY)	-	-	-
Capital Projects (Land, Bldgs, Improv)	-	-	-
Appropriated 27th Pay Roll	-	-	-
Legislative Fund Transfers	-	-	-
IT Project Transfers	-	-	-

## Sources and Uses

<b>Agency:</b>	<b>Department of Transportation</b>
----------------	-------------------------------------

<b>Fund:</b>	<b>DT2380 Motor Carrier Safety Revolving Fund</b>
--------------	---

Residual Equity Transfer	-	-	-
Transfer Due to Fund Balance Cap	-	-	-
Prior Committed or Obligated Expenditures (no entry for AY)	-	-	-
Non-Appropriated 27th Pay Roll	-	-	-
<b>Appropriated Expenditure Total:</b>	-	-	-
<b>Appropriated FTE</b>	-	-	-

<b>Non-Appropriated Expenditure</b>
-------------------------------------

	FY 2023 Actuals	FY 2024 Estimate	FY 2025 Request
<b>Expenditure Categories</b>			
Personal Services	-	-	-
Employee Related Expenditures	-	-	-
Professional & Outside Services	-	-	-
Travel In-State	-	-	-
Travel Out-Of-State	-	-	-
Food	-	-	-
Aid To Organizations & Individuals	-	-	-
Other Operating Expenditures	0.5	-	-
Equipment	-	-	-
Capital Outlay	-	-	-
Capital Equipment	-	-	-
Non-Capital Equipment	-	-	-
Debt Service	-	-	-
Cost Allocation & Indirect Costs	-	-	-
Transfers-Out	-	-	-
<b>Non-Appropriated Expenditure Sub-Total:</b>	<b>0.5</b>	-	-
Non-Lapsing Authority from Prior Years (no entry for BY)	-	-	-
Administrative Adjustments (no entry for BY)	-	-	-
Capital Projects (Land, Bldgs, Improv)	-	-	-
Appropriated 27th Pay Roll	-	-	-
Legislative Fund Transfers	-	-	-
IT Project Transfers	-	-	-
Residual Equity Transfer	-	-	-
Transfer Due to Fund Balance Cap	-	-	-
Prior Committed or Obligated Expenditures (no entry for AY)	-	-	-
Non-Appropriated 27th Pay Roll	-	-	-
<b>Non-Appropriated Expenditure Total:</b>	<b>0.5</b>	-	-

## Sources and Uses

**Agency:** Department of Transportation

**Fund:** DT2380 Motor Carrier Safety Revolving Fund

**Non-Appropriated FTE**

- - -

## Sources and Uses

**Agency:** Department of Transportation

**Fund:** DT2414 Shared Location & Advertisement Agreement Expense

Revenues in the fund consist of payments received from public and private entities that have entered into agreements with the Department of Transportation to share locations and/or advertise goods and services that are deemed to be of mutual interest to both parties. Monies deposited in the fund may be used to partially offset the cost incurred by ADOT in providing a location and advertising.

### Cash Flow Summary

	FY 2023 Actuals	FY 2024 Estimate	FY 2025 Request
Beginning Balance	75.1	75.1	75.1
Revenue (from Revenue Schedule)	-	-	-
<b>Total Available</b>	<b>75.1</b>	<b>75.1</b>	<b>75.1</b>
Total Appropriated Disbursements	-	-	-
Total Non-Appropriated Disbursements	-	-	-
Balance Forward to Next Year	75.1	75.1	75.1

Explanation for Negative Ending Balance(s): Department of Transportation

### Appropriated Expenditure

Expenditure Categories	FY 2023 Actuals	FY 2024 Estimate	FY 2025 Request
Personal Services	-	-	-
Employee Related Expenditures	-	-	-
Professional & Outside Services	-	-	-
Travel In-State	-	-	-
Travel Out-Of-State	-	-	-
Food	-	-	-
Aid To Organizations & Individuals	-	-	-
Other Operating Expenditures	-	-	-
Equipment	-	-	-
Capital Outlay	-	-	-
Capital Equipment	-	-	-
Non-Capital Equipment	-	-	-
Debt Service	-	-	-
Cost Allocation & Indirect Costs	-	-	-
Transfers-Out	-	-	-
<b>Appropriated Expenditure Sub-Total:</b>	<b>-</b>	<b>-</b>	<b>-</b>
Non-Lapsing Authority from Prior Years (no entry for BY)	-	-	-
Administrative Adjustments (no entry for BY)	-	-	-
Capital Projects (Land, Bldgs, Improv)	-	-	-
Appropriated 27th Pay Roll	-	-	-
Legislative Fund Transfers	-	-	-

## Sources and Uses

<b>Agency:</b>	<b>Department of Transportation</b>
----------------	-------------------------------------

<b>Fund:</b>	<b>DT2414 Shared Location &amp; Advertisement Agreement Expense</b>
--------------	---

IT Project Transfers	-	-	-
Residual Equity Transfer	-	-	-
Transfer Due to Fund Balance Cap	-	-	-
Prior Committed or Obligated Expenditures (no entry for AY)	-	-	-
Non-Appropriated 27th Pay Roll	-	-	-
<b>Appropriated Expenditure Total:</b>	-	-	-
<b>Appropriated FTE</b>	-	-	-

<b>Non-Appropriated Expenditure</b>
-------------------------------------

	FY 2023 Actuals	FY 2024 Estimate	FY 2025 Request
<b>Expenditure Categories</b>			
Personal Services	-	-	-
Employee Related Expenditures	-	-	-
Professional & Outside Services	-	-	-
Travel In-State	-	-	-
Travel Out-Of-State	-	-	-
Food	-	-	-
Aid To Organizations & Individuals	-	-	-
Other Operating Expenditures	-	-	-
Equipment	-	-	-
Capital Outlay	-	-	-
Capital Equipment	-	-	-
Non-Capital Equipment	-	-	-
Debt Service	-	-	-
Cost Allocation & Indirect Costs	-	-	-
Transfers-Out	-	-	-
<b>Non-Appropriated Expenditure Sub-Total:</b>	-	-	-
Non-Lapsing Authority from Prior Years (no entry for BY)	-	-	-
Administrative Adjustments (no entry for BY)	-	-	-
Capital Projects (Land, Bldgs, Improv)	-	-	-
Appropriated 27th Pay Roll	-	-	-
Legislative Fund Transfers	-	-	-
IT Project Transfers	-	-	-
Residual Equity Transfer	-	-	-
Transfer Due to Fund Balance Cap	-	-	-
Prior Committed or Obligated Expenditures (no entry for AY)	-	-	-
Non-Appropriated 27th Pay Roll	-	-	-

## Sources and Uses

**Agency:** Department of Transportation

**Fund:** DT2414 Shared Location & Advertisement Agreement Expense

<b>Non-Appropriated Expenditure Total:</b>	-	-	-
<b>Non-Appropriated FTE</b>	-	-	-



## Sources and Uses

**Agency:** Department of Transportation

**Fund:** DT2417 Highway Expansion & Extension Loan Program Fund

Revenues consist of legislative appropriations, federal receipts, loan repayments and interests, and funding obligations issues by the State Transportation Board. The Highway Expansion and Extension Loan Program provides the state and its communities with an innovative financing mechanism to accelerate the funding of road construction projects.

<b>Cash Flow Summary</b>	<b>FY 2023 Actuals</b>	<b>FY 2024 Estimate</b>	<b>FY 2025 Request</b>
Beginning Balance	3.7	3.8	3.9
Revenue (from Revenue Schedule)	0.1	0.1	0.1
<b>Total Available</b>	<b>3.8</b>	<b>3.9</b>	<b>4.0</b>
Total Appropriated Disbursements	-	-	-
Total Non-Appropriated Disbursements	-	-	-
Balance Forward to Next Year	3.8	3.9	4.0

Explanation for Negative Ending Balance(s): Department of Transportation

<b>Appropriated Expenditure</b>	<b>FY 2023 Actuals</b>	<b>FY 2024 Estimate</b>	<b>FY 2025 Request</b>
<b>Expenditure Categories</b>			
Personal Services	-	-	-
Employee Related Expenditures	-	-	-
Professional & Outside Services	-	-	-
Travel In-State	-	-	-
Travel Out-Of-State	-	-	-
Food	-	-	-
Aid To Organizations & Individuals	-	-	-
Other Operating Expenditures	-	-	-
Equipment	-	-	-
Capital Outlay	-	-	-
Capital Equipment	-	-	-
Non-Capital Equipment	-	-	-
Debt Service	-	-	-
Cost Allocation & Indirect Costs	-	-	-
Transfers-Out	-	-	-
<b>Appropriated Expenditure Sub-Total:</b>	<b>-</b>	<b>-</b>	<b>-</b>
Non-Lapsing Authority from Prior Years (no entry for BY)	-	-	-
Administrative Adjustments (no entry for BY)	-	-	-
Capital Projects (Land, Bldgs, Improv)	-	-	-
Appropriated 27th Pay Roll	-	-	-
Legislative Fund Transfers	-	-	-
IT Project Transfers	-	-	-

## Sources and Uses

<b>Agency:</b>	<b>Department of Transportation</b>
----------------	-------------------------------------

<b>Fund:</b>	<b>DT2417 Highway Expansion &amp; Extension Loan Program Fund</b>
--------------	---

Residual Equity Transfer	-	-	-
Transfer Due to Fund Balance Cap	-	-	-
Prior Committed or Obligated Expenditures (no entry for AY)	-	-	-
Non-Appropriated 27th Pay Roll	-	-	-
<b>Appropriated Expenditure Total:</b>	-	-	-
<b>Appropriated FTE</b>	-	-	-

<b>Non-Appropriated Expenditure</b>
-------------------------------------

	FY 2023 Actuals	FY 2024 Estimate	FY 2025 Request
<b>Expenditure Categories</b>			
Personal Services	-	-	-
Employee Related Expenditures	-	-	-
Professional & Outside Services	-	-	-
Travel In-State	-	-	-
Travel Out-Of-State	-	-	-
Food	-	-	-
Aid To Organizations & Individuals	-	-	-
Other Operating Expenditures	-	-	-
Equipment	-	-	-
Capital Outlay	-	-	-
Capital Equipment	-	-	-
Non-Capital Equipment	-	-	-
Debt Service	-	-	-
Cost Allocation & Indirect Costs	-	-	-
Transfers-Out	-	-	-
<b>Non-Appropriated Expenditure Sub-Total:</b>	-	-	-
Non-Lapsing Authority from Prior Years (no entry for BY)	-	-	-
Administrative Adjustments (no entry for BY)	-	-	-
Capital Projects (Land, Bldgs, Improv)	-	-	-
Appropriated 27th Pay Roll	-	-	-
Legislative Fund Transfers	-	-	-
IT Project Transfers	-	-	-
Residual Equity Transfer	-	-	-
Transfer Due to Fund Balance Cap	-	-	-
Prior Committed or Obligated Expenditures (no entry for AY)	-	-	-
Non-Appropriated 27th Pay Roll	-	-	-
<b>Non-Appropriated Expenditure Total:</b>	-	-	-

## Sources and Uses

**Agency:** Department of Transportation

**Fund:** DT2417 Highway Expansion & Extension Loan Program Fund

**Non-Appropriated FTE**

- - -

## Sources and Uses

<b>Agency:</b>	<b>Department of Transportation</b>
----------------	-------------------------------------

<b>Fund:</b>	<b>DT2449 Employee Recognition Fund</b>
--------------	---

This fund receives monies through gifts and donations from public and private entities and is used to conduct ADOT's employee recognition programs.

<b>Cash Flow Summary</b>
--------------------------

	FY 2023 Actuals	FY 2024 Estimate	FY 2025 Request
Beginning Balance	28.1	21.5	41.2
Revenue (from Revenue Schedule)	32.8	32.7	32.7
<b>Total Available</b>	<b>60.9</b>	<b>54.2</b>	<b>73.9</b>
Total Appropriated Disbursements	-	-	-
Total Non-Appropriated Disbursements	39.4	13.0	13.0
Balance Forward to Next Year	21.5	41.2	60.9

Explanation for Negative Ending Balance(s): Department of Transportation

<b>Appropriated Expenditure</b>
---------------------------------

	FY 2023 Actuals	FY 2024 Estimate	FY 2025 Request
<b>Expenditure Categories</b>			
Personal Services	-	-	-
Employee Related Expenditures	-	-	-
Professional & Outside Services	-	-	-
Travel In-State	-	-	-
Travel Out-Of-State	-	-	-
Food	-	-	-
Aid To Organizations & Individuals	-	-	-
Other Operating Expenditures	-	-	-
Equipment	-	-	-
Capital Outlay	-	-	-
Capital Equipment	-	-	-
Non-Capital Equipment	-	-	-
Debt Service	-	-	-
Cost Allocation & Indirect Costs	-	-	-
Transfers-Out	-	-	-
<b>Appropriated Expenditure Sub-Total:</b>	-	-	-
Non-Lapsing Authority from Prior Years (no entry for BY)	-	-	-
Administrative Adjustments (no entry for BY)	-	-	-
Capital Projects (Land, Bldgs, Improv)	-	-	-
Appropriated 27th Pay Roll	-	-	-
Legislative Fund Transfers	-	-	-
IT Project Transfers	-	-	-

## Sources and Uses

<b>Agency:</b>	<b>Department of Transportation</b>
----------------	-------------------------------------

<b>Fund:</b>	<b>DT2449 Employee Recognition Fund</b>
--------------	---

Residual Equity Transfer	-	-	-
Transfer Due to Fund Balance Cap	-	-	-
Prior Committed or Obligated Expenditures (no entry for AY)	-	-	-
Non-Appropriated 27th Pay Roll	-	-	-
<b>Appropriated Expenditure Total:</b>	-	-	-
<b>Appropriated FTE</b>	-	-	-

<b>Non-Appropriated Expenditure</b>
-------------------------------------

	FY 2023 Actuals	FY 2024 Estimate	FY 2025 Request
<b>Expenditure Categories</b>			
Personal Services	-	-	-
Employee Related Expenditures	-	-	-
Professional & Outside Services	-	-	-
Travel In-State	-	-	-
Travel Out-Of-State	-	-	-
Food	-	-	-
Aid To Organizations & Individuals	-	-	-
Other Operating Expenditures	39.1	13.0	13.0
Equipment	-	-	-
Capital Outlay	-	-	-
Capital Equipment	-	-	-
Non-Capital Equipment	-	-	-
Debt Service	-	-	-
Cost Allocation & Indirect Costs	-	-	-
Transfers-Out	-	-	-
<b>Non-Appropriated Expenditure Sub-Total:</b>	<b>39.1</b>	<b>13.0</b>	<b>13.0</b>
Non-Lapsing Authority from Prior Years (no entry for BY)	-	-	-
Administrative Adjustments (no entry for BY)	-	-	-
Capital Projects (Land, Bldgs, Improv)	-	-	-
Appropriated 27th Pay Roll	-	-	-
Legislative Fund Transfers	-	-	-
IT Project Transfers	-	-	-
Residual Equity Transfer	0.3	-	-
Transfer Due to Fund Balance Cap	-	-	-
Prior Committed or Obligated Expenditures (no entry for AY)	-	-	-
Non-Appropriated 27th Pay Roll	-	-	-
<b>Non-Appropriated Expenditure Total:</b>	<b>39.4</b>	<b>13.0</b>	<b>13.0</b>

## Sources and Uses

**Agency:** Department of Transportation

**Fund:** DT2449 Employee Recognition Fund

**Non-Appropriated FTE**

- - -

## Sources and Uses

**Agency:** Department of Transportation

**Fund:** DT2463 Grant Anticipation Notes Fund

This fund receives revenues from the Federal Highway Administration under various grant agreements and is used for the repayment of Grant Anticipation notes.

<b>Cash Flow Summary</b>	<b>FY 2023 Actuals</b>	<b>FY 2024 Estimate</b>	<b>FY 2025 Request</b>
Beginning Balance	3,482.2	0.0	0.1
Revenue (from Revenue Schedule)	59,970.5	59,940.6	59,943.0
<b>Total Available</b>	<b>63,452.7</b>	<b>59,940.6</b>	<b>59,943.1</b>
Total Appropriated Disbursements	-	-	-
Total Non-Appropriated Disbursements	63,452.7	59,940.5	59,943.0
Balance Forward to Next Year	0.0	0.1	0.1

Explanation for Negative Ending Balance(s): Department of Transportation

<b>Appropriated Expenditure</b>	<b>FY 2023 Actuals</b>	<b>FY 2024 Estimate</b>	<b>FY 2025 Request</b>
<b>Expenditure Categories</b>			
Personal Services	-	-	-
Employee Related Expenditures	-	-	-
Professional & Outside Services	-	-	-
Travel In-State	-	-	-
Travel Out-Of-State	-	-	-
Food	-	-	-
Aid To Organizations & Individuals	-	-	-
Other Operating Expenditures	-	-	-
Equipment	-	-	-
Capital Outlay	-	-	-
Capital Equipment	-	-	-
Non-Capital Equipment	-	-	-
Debt Service	-	-	-
Cost Allocation & Indirect Costs	-	-	-
Transfers-Out	-	-	-
<b>Appropriated Expenditure Sub-Total:</b>	<b>-</b>	<b>-</b>	<b>-</b>
Non-Lapsing Authority from Prior Years (no entry for BY)	-	-	-
Administrative Adjustments (no entry for BY)	-	-	-
Capital Projects (Land, Bldgs, Improv)	-	-	-
Appropriated 27th Pay Roll	-	-	-
Legislative Fund Transfers	-	-	-
IT Project Transfers	-	-	-

## Sources and Uses

<b>Agency:</b>	<b>Department of Transportation</b>
----------------	-------------------------------------

<b>Fund:</b>	<b>DT2463 Grant Anticipation Notes Fund</b>
--------------	---

Residual Equity Transfer	-	-	-
Transfer Due to Fund Balance Cap	-	-	-
Prior Committed or Obligated Expenditures (no entry for AY)	-	-	-
Non-Appropriated 27th Pay Roll	-	-	-
<b>Appropriated Expenditure Total:</b>	-	-	-
<b>Appropriated FTE</b>	-	-	-

<b>Non-Appropriated Expenditure</b>
-------------------------------------

	FY 2023 Actuals	FY 2024 Estimate	FY 2025 Request
<b>Expenditure Categories</b>			
Personal Services	0.3	-	-
Employee Related Expenditures	0.1	-	-
Professional & Outside Services	0.3	-	-
Travel In-State	-	-	-
Travel Out-Of-State	-	-	-
Food	-	-	-
Aid To Organizations & Individuals	-	-	-
Other Operating Expenditures	-	-	-
Equipment	-	-	-
Capital Outlay	3,481.5	-	-
Capital Equipment	-	-	-
Non-Capital Equipment	-	-	-
Debt Service	29,985.3	-	-
Cost Allocation & Indirect Costs	0.0	-	-
Transfers-Out	29,985.3	-	-
<b>Non-Appropriated Expenditure Sub-Total:</b>	<b>63,452.7</b>	-	-
Non-Lapsing Authority from Prior Years (no entry for BY)	-	-	-
Administrative Adjustments (no entry for BY)	-	-	-
Capital Projects (Land, Bldgs, Improv)	-	-	-
Appropriated 27th Pay Roll	-	-	-
Legislative Fund Transfers	-	-	-
IT Project Transfers	-	-	-
Residual Equity Transfer	-	-	-
Transfer Due to Fund Balance Cap	-	-	-
Prior Committed or Obligated Expenditures (no entry for AY)	-	59,940.5	59,943.0
Non-Appropriated 27th Pay Roll	-	-	-
<b>Non-Appropriated Expenditure Total:</b>	<b>63,452.7</b>	<b>59,940.5</b>	<b>59,943.0</b>



## Sources and Uses

**Agency:** Department of Transportation

**Fund:** DT2463 Grant Anticipation Notes Fund

**Non-Appropriated FTE**

- - -

## Sources and Uses

<b>Agency:</b>	<b>Department of Transportation</b>
----------------	-------------------------------------

<b>Fund:</b>	<b>DT2500 IGA and ISA Fund</b>
--------------	--------------------------------

<b>Cash Flow Summary</b>	<b>FY 2023 Actuals</b>	<b>FY 2024 Estimate</b>	<b>FY 2025 Request</b>
Beginning Balance	4,429.8	4,306.8	4,306.8
Revenue (from Revenue Schedule)	2,812.8	1,411.5	1,411.5
<b>Total Available</b>	<b>7,242.5</b>	<b>5,718.3</b>	<b>5,718.3</b>
Total Appropriated Disbursements	-	-	-
Total Non-Appropriated Disbursements	2,935.8	1,411.5	1,411.5
Balance Forward to Next Year	4,306.8	4,306.8	4,306.8

Explanation for Negative Ending Balance(s): Department of Transportation

<b>Appropriated Expenditure</b>	<b>FY 2023 Actuals</b>	<b>FY 2024 Estimate</b>	<b>FY 2025 Request</b>
<b>Expenditure Categories</b>			
Personal Services	-	-	-
Employee Related Expenditures	-	-	-
Professional & Outside Services	-	-	-
Travel In-State	-	-	-
Travel Out-Of-State	-	-	-
Food	-	-	-
Aid To Organizations & Individuals	-	-	-
Other Operating Expenditures	-	-	-
Equipment	-	-	-
Capital Outlay	-	-	-
Capital Equipment	-	-	-
Non-Capital Equipment	-	-	-
Debt Service	-	-	-
Cost Allocation & Indirect Costs	-	-	-
Transfers-Out	-	-	-
<b>Appropriated Expenditure Sub-Total:</b>	-	-	-
Non-Lapsing Authority from Prior Years (no entry for BY)	-	-	-
Administrative Adjustments (no entry for BY)	-	-	-
Capital Projects (Land, Bldgs, Improv)	-	-	-
Appropriated 27th Pay Roll	-	-	-
Legislative Fund Transfers	-	-	-
IT Project Transfers	-	-	-
Residual Equity Transfer	-	-	-

## Sources and Uses

<b>Agency:</b>	<b>Department of Transportation</b>
----------------	-------------------------------------

<b>Fund:</b>	<b>DT2500 IGA and ISA Fund</b>
--------------	--------------------------------

Transfer Due to Fund Balance Cap	-	-	-
Prior Committed or Obligated Expenditures (no entry for AY)	-	-	-
Non-Appropriated 27th Pay Roll	-	-	-
<b>Appropriated Expenditure Total:</b>	-	-	-
<b>Appropriated FTE</b>	-	-	-

<b>Non-Appropriated Expenditure</b>
-------------------------------------

Expenditure Categories	FY 2023 Actuals	FY 2024 Estimate	FY 2025 Request
Personal Services	211.1	227.9	227.9
Employee Related Expenditures	97.3	105.3	105.3
Professional & Outside Services	1,853.8	-	-
Travel In-State	-	-	-
Travel Out-Of-State	-	-	-
Food	-	-	-
Aid To Organizations & Individuals	4.6	-	-
Other Operating Expenditures	-	-	-
Equipment	-	-	-
Capital Outlay	-	-	-
Capital Equipment	769.1	-	-
Non-Capital Equipment	-	-	-
Debt Service	-	-	-
Cost Allocation & Indirect Costs	-	-	-
Transfers-Out	-	-	-
<b>Non-Appropriated Expenditure Sub-Total:</b>	<b>2,935.9</b>	<b>333.2</b>	<b>333.2</b>
Non-Lapsing Authority from Prior Years (no entry for BY)	-	-	-
Administrative Adjustments (no entry for BY)	-	-	-
Capital Projects (Land, Bldgs, Improv)	-	-	-
Appropriated 27th Pay Roll	-	-	-
Legislative Fund Transfers	-	-	-
IT Project Transfers	-	-	-
Residual Equity Transfer	(0.1)	-	-
Transfer Due to Fund Balance Cap	-	-	-
Prior Committed or Obligated Expenditures (no entry for AY)	-	1,078.3	1,078.3
Non-Appropriated 27th Pay Roll	-	-	-
<b>Non-Appropriated Expenditure Total:</b>	<b>2,935.8</b>	<b>1,411.5</b>	<b>1,411.5</b>
<b>Non-Appropriated FTE</b>	<b>5.0</b>	<b>5.0</b>	<b>5.0</b>

## Sources and Uses

<b>Agency:</b>	<b>Department of Transportation</b>
----------------	-------------------------------------

<b>Fund:</b>	<b>DT2609 Motor Vehicle Dealer Enforcement Fund</b>
--------------	---

<b>Cash Flow Summary</b>
--------------------------

	FY 2023 Actuals	FY 2024 Estimate	FY 2025 Request
Beginning Balance	340.5	359.1	354.0
Revenue (from Revenue Schedule)	109.1	104.0	104.0
<b>Total Available</b>	<b>449.6</b>	<b>463.1</b>	<b>458.0</b>
Total Appropriated Disbursements	0.0	-	-
Total Non-Appropriated Disbursements	90.5	109.1	104.0
Balance Forward to Next Year	359.1	354.0	354.0

Explanation for Negative Ending Balance(s):

Department of Transportation

<b>Appropriated Expenditure</b>
---------------------------------

	FY 2023 Actuals	FY 2024 Estimate	FY 2025 Request
<b>Expenditure Categories</b>			
Personal Services	-	-	-
Employee Related Expenditures	-	-	-
Professional & Outside Services	-	-	-
Travel In-State	-	-	-
Travel Out-Of-State	-	-	-
Food	-	-	-
Aid To Organizations & Individuals	-	-	-
Other Operating Expenditures	-	-	-
Equipment	-	-	-
Capital Outlay	-	-	-
Capital Equipment	-	-	-
Non-Capital Equipment	-	-	-
Debt Service	-	-	-
Cost Allocation & Indirect Costs	-	-	-
Transfers-Out	0.0	-	-
<b>Appropriated Expenditure Sub-Total:</b>	<b>0.0</b>	<b>-</b>	<b>-</b>
Non-Lapsing Authority from Prior Years (no entry for BY)	-	-	-
Administrative Adjustments (no entry for BY)	-	-	-
Capital Projects (Land, Bldgs, Improv)	-	-	-
Appropriated 27th Pay Roll	-	-	-
Legislative Fund Transfers	-	-	-
IT Project Transfers	-	-	-
Residual Equity Transfer	-	-	-

## Sources and Uses

<b>Agency:</b>	<b>Department of Transportation</b>
----------------	-------------------------------------

<b>Fund:</b>	<b>DT2609 Motor Vehicle Dealer Enforcement Fund</b>
--------------	---

Transfer Due to Fund Balance Cap	-	-	-
Prior Committed or Obligated Expenditures (no entry for AY)	-	-	-
Non-Appropriated 27th Pay Roll	-	-	-
<b>Appropriated Expenditure Total:</b>	<b>0.0</b>	-	-
<b>Appropriated FTE</b>	-	-	-

<b>Non-Appropriated Expenditure</b>
-------------------------------------

	FY 2023 Actuals	FY 2024 Estimate	FY 2025 Request
<b>Expenditure Categories</b>			
Personal Services	-	-	-
Employee Related Expenditures	-	-	-
Professional & Outside Services	-	-	-
Travel In-State	-	-	-
Travel Out-Of-State	-	-	-
Food	-	-	-
Aid To Organizations & Individuals	-	-	-
Other Operating Expenditures	-	-	-
Equipment	-	-	-
Capital Outlay	-	-	-
Capital Equipment	-	-	-
Non-Capital Equipment	-	-	-
Debt Service	-	-	-
Cost Allocation & Indirect Costs	-	-	-
Transfers-Out	-	-	-
<b>Non-Appropriated Expenditure Sub-Total:</b>	-	-	-
Non-Lapsing Authority from Prior Years (no entry for BY)	-	-	-
Administrative Adjustments (no entry for BY)	-	-	-
Capital Projects (Land, Bldgs, Improv)	-	-	-
Appropriated 27th Pay Roll	-	-	-
Legislative Fund Transfers	-	-	-
IT Project Transfers	-	-	-
Residual Equity Transfer	90.5	109.1	104.0
Transfer Due to Fund Balance Cap	-	-	-
Prior Committed or Obligated Expenditures (no entry for AY)	-	-	-
Non-Appropriated 27th Pay Roll	-	-	-
<b>Non-Appropriated Expenditure Total:</b>	<b>90.5</b>	<b>109.1</b>	<b>104.0</b>
<b>Non-Appropriated FTE</b>	-	-	-

## Sources and Uses

<b>Agency:</b>	<b>Department of Transportation</b>
----------------	-------------------------------------

<b>Fund:</b>	<b>DT2650 Statewide Special Plates Fund</b>
--------------	---

<b>Cash Flow Summary</b>	<b>FY 2023 Actuals</b>	<b>FY 2024 Estimate</b>	<b>FY 2025 Request</b>
Beginning Balance	2,359.7	2,574.6	3,032.1
Revenue (from Revenue Schedule)	6,186.5	7,355.0	7,485.0
<b>Total Available</b>	<b>8,546.2</b>	<b>9,929.6</b>	<b>10,517.1</b>
Total Appropriated Disbursements	-	-	-
Total Non-Appropriated Disbursements	5,971.6	6,897.5	6,897.5
Balance Forward to Next Year	2,574.6	3,032.1	3,619.6

Explanation for Negative Ending Balance(s): Department of Transportation

<b>Appropriated Expenditure</b>	<b>FY 2023 Actuals</b>	<b>FY 2024 Estimate</b>	<b>FY 2025 Request</b>
<b>Expenditure Categories</b>			
Personal Services	-	-	-
Employee Related Expenditures	-	-	-
Professional & Outside Services	-	-	-
Travel In-State	-	-	-
Travel Out-Of-State	-	-	-
Food	-	-	-
Aid To Organizations & Individuals	-	-	-
Other Operating Expenditures	-	-	-
Equipment	-	-	-
Capital Outlay	-	-	-
Capital Equipment	-	-	-
Non-Capital Equipment	-	-	-
Debt Service	-	-	-
Cost Allocation & Indirect Costs	-	-	-
Transfers-Out	-	-	-
<b>Appropriated Expenditure Sub-Total:</b>	-	-	-
Non-Lapsing Authority from Prior Years (no entry for BY)	-	-	-
Administrative Adjustments (no entry for BY)	-	-	-
Capital Projects (Land, Bldgs, Improv)	-	-	-
Appropriated 27th Pay Roll	-	-	-
Legislative Fund Transfers	-	-	-
IT Project Transfers	-	-	-
Residual Equity Transfer	-	-	-

## Sources and Uses

<b>Agency:</b>	<b>Department of Transportation</b>
----------------	-------------------------------------

<b>Fund:</b>	<b>DT2650 Statewide Special Plates Fund</b>
--------------	---

Transfer Due to Fund Balance Cap	-	-	-
Prior Committed or Obligated Expenditures (no entry for AY)	-	-	-
Non-Appropriated 27th Pay Roll	-	-	-
<b>Appropriated Expenditure Total:</b>	-	-	-
<b>Appropriated FTE</b>	-	-	-

<b>Non-Appropriated Expenditure</b>
-------------------------------------

Expenditure Categories	FY 2023 Actuals	FY 2024 Estimate	FY 2025 Request
Personal Services	-	-	-
Employee Related Expenditures	-	-	-
Professional & Outside Services	-	-	-
Travel In-State	-	-	-
Travel Out-Of-State	-	-	-
Food	-	-	-
Aid To Organizations & Individuals	5,971.6	6,897.5	6,897.5
Other Operating Expenditures	-	-	-
Equipment	-	-	-
Capital Outlay	-	-	-
Capital Equipment	-	-	-
Non-Capital Equipment	-	-	-
Debt Service	-	-	-
Cost Allocation & Indirect Costs	-	-	-
Transfers-Out	-	-	-
<b>Non-Appropriated Expenditure Sub-Total:</b>	<b>5,971.6</b>	<b>6,897.5</b>	<b>6,897.5</b>
Non-Lapsing Authority from Prior Years (no entry for BY)	-	-	-
Administrative Adjustments (no entry for BY)	-	-	-
Capital Projects (Land, Bldgs, Improv)	-	-	-
Appropriated 27th Pay Roll	-	-	-
Legislative Fund Transfers	-	-	-
IT Project Transfers	-	-	-
Residual Equity Transfer	-	-	-
Transfer Due to Fund Balance Cap	-	-	-
Prior Committed or Obligated Expenditures (no entry for AY)	-	-	-
Non-Appropriated 27th Pay Roll	-	-	-
<b>Non-Appropriated Expenditure Total:</b>	<b>5,971.6</b>	<b>6,897.5</b>	<b>6,897.5</b>
<b>Non-Appropriated FTE</b>	-	-	-

## Sources and Uses

**Agency:** Department of Transportation

**Fund:** DT2985 ADOT Coronavirus State and Local Fiscal Recovery Fund

<b>Cash Flow Summary</b>	<b>FY 2023 Actuals</b>	<b>FY 2024 Estimate</b>	<b>FY 2025 Request</b>
Beginning Balance	3,424.3	9,662.2	10,000.0
Revenue (from Revenue Schedule)	30,180.2	14,437.8	27,500.0
<b>Total Available</b>	<b>33,604.5</b>	<b>24,100.0</b>	<b>37,500.0</b>
Total Appropriated Disbursements	-	-	-
Total Non-Appropriated Disbursements	23,942.3	14,100.0	37,500.0
Balance Forward to Next Year	9,662.2	10,000.0	(0.0)

Explanation for Negative Ending Balance(s): Department of Transportation

<b>Appropriated Expenditure</b>	<b>FY 2023 Actuals</b>	<b>FY 2024 Estimate</b>	<b>FY 2025 Request</b>
<b>Expenditure Categories</b>			
Personal Services	-	-	-
Employee Related Expenditures	-	-	-
Professional & Outside Services	-	-	-
Travel In-State	-	-	-
Travel Out-Of-State	-	-	-
Food	-	-	-
Aid To Organizations & Individuals	-	-	-
Other Operating Expenditures	-	-	-
Equipment	-	-	-
Capital Outlay	-	-	-
Capital Equipment	-	-	-
Non-Capital Equipment	-	-	-
Debt Service	-	-	-
Cost Allocation & Indirect Costs	-	-	-
Transfers-Out	-	-	-
<b>Appropriated Expenditure Sub-Total:</b>	<b>-</b>	<b>-</b>	<b>-</b>
Non-Lapsing Authority from Prior Years (no entry for BY)	-	-	-
Administrative Adjustments (no entry for BY)	-	-	-
Capital Projects (Land, Bldgs, Improv)	-	-	-
Appropriated 27th Pay Roll	-	-	-
Legislative Fund Transfers	-	-	-
IT Project Transfers	-	-	-
Residual Equity Transfer	-	-	-



## Sources and Uses

<b>Agency:</b>	<b>Department of Transportation</b>
----------------	-------------------------------------

<b>Fund:</b>	<b>DT2985 ADOT Coronavirus State and Local Fiscal Recovery Fund</b>
--------------	---

Transfer Due to Fund Balance Cap	-	-	-
Prior Committed or Obligated Expenditures (no entry for AY)	-	-	-
Non-Appropriated 27th Pay Roll	-	-	-
<b>Appropriated Expenditure Total:</b>	-	-	-
<b>Appropriated FTE</b>	-	-	-

<b>Non-Appropriated Expenditure</b>
-------------------------------------

Expenditure Categories	FY 2023 Actuals	FY 2024 Estimate	FY 2025 Request
Personal Services	738.4	-	-
Employee Related Expenditures	115.2	-	-
Professional & Outside Services	1,347.1	-	-
Travel In-State	2.2	-	-
Travel Out-Of-State	-	-	-
Food	-	-	-
Aid To Organizations & Individuals	-	-	-
Other Operating Expenditures	41.5	-	-
Equipment	-	-	-
Capital Outlay	19,500.1	-	-
Capital Equipment	-	-	-
Non-Capital Equipment	15.5	-	-
Debt Service	-	-	-
Cost Allocation & Indirect Costs	2,182.2	-	-
Transfers-Out	-	-	-
<b>Non-Appropriated Expenditure Sub-Total:</b>	<b>23,942.3</b>	-	-
Non-Lapsing Authority from Prior Years (no entry for BY)	-	-	-
Administrative Adjustments (no entry for BY)	-	-	-
Capital Projects (Land, Bldgs, Improv)	-	-	-
Appropriated 27th Pay Roll	-	-	-
Legislative Fund Transfers	-	-	-
IT Project Transfers	-	-	-
Residual Equity Transfer	-	-	-
Transfer Due to Fund Balance Cap	-	-	-
Prior Committed or Obligated Expenditures (no entry for AY)	-	14,100.0	37,500.0
Non-Appropriated 27th Pay Roll	-	-	-
<b>Non-Appropriated Expenditure Total:</b>	<b>23,942.3</b>	<b>14,100.0</b>	<b>37,500.0</b>
<b>Non-Appropriated FTE</b>	-	-	-

## Sources and Uses

**Agency:** Department of Transportation

**Fund:** DT3113 Highway User Revenue Fund

Motor fuel taxes and revenues from gasoline and use taxes, motor carrier taxes, vehicle license tax, motor vehicle registration fees, and other fees are deposited in the Arizona Highway User Revenue Fund (HURF) and are then distributed to the cities, towns, counties, and the State Highway Fund, which is used for construction, maintenance, and law enforcement of state highways.

<b>Cash Flow Summary</b>	<b>FY 2023 Actuals</b>	<b>FY 2024 Estimate</b>	<b>FY 2025 Request</b>
Beginning Balance	146,608.2	164,253.7	165,400.9
Revenue (from Revenue Schedule)	874,905.2	870,825.8	901,179.2
<b>Total Available</b>	<b>1,021,513.4</b>	<b>1,035,079.5</b>	<b>1,066,580.1</b>
Total Appropriated Disbursements	768.7	898.6	898.6
Total Non-Appropriated Disbursements	856,491.0	868,780.0	899,115.5
Balance Forward to Next Year	164,253.7	165,400.9	166,566.0

Explanation for Negative Ending Balance(s): Department of Transportation

<b>Appropriated Expenditure</b>	<b>FY 2023 Actuals</b>	<b>FY 2024 Estimate</b>	<b>FY 2025 Request</b>
<b>Expenditure Categories</b>			
Personal Services	484.9	453.7	453.7
Employee Related Expenditures	208.5	330.0	330.0
Professional & Outside Services	9.2	-	-
Travel In-State	0.5	-	-
Travel Out-Of-State	-	-	-
Food	-	-	-
Aid To Organizations & Individuals	-	-	-
Other Operating Expenditures	61.8	114.9	114.9
Equipment	-	-	-
Capital Outlay	-	-	-
Capital Equipment	-	-	-
Non-Capital Equipment	-	-	-
Debt Service	-	-	-
Cost Allocation & Indirect Costs	-	-	-
Transfers-Out	-	-	-
<b>Appropriated Expenditure Sub-Total:</b>	<b>764.9</b>	<b>898.6</b>	<b>898.6</b>
Non-Lapsing Authority from Prior Years (no entry for BY)	-	-	-
Administrative Adjustments (no entry for BY)	3.8	-	-
Capital Projects (Land, Bldgs, Improv)	-	-	-
Appropriated 27th Pay Roll	-	-	-
Legislative Fund Transfers	-	-	-

## Sources and Uses

<b>Agency:</b>	<b>Department of Transportation</b>
----------------	-------------------------------------

<b>Fund:</b>	<b>DT3113 Highway User Revenue Fund</b>
--------------	---

IT Project Transfers	-	-	-
Residual Equity Transfer	-	-	-
Transfer Due to Fund Balance Cap	-	-	-
Prior Committed or Obligated Expenditures (no entry for AY)	-	-	-
Non-Appropriated 27th Pay Roll	-	-	-
<b>Appropriated Expenditure Total:</b>	<b>768.7</b>	<b>898.6</b>	<b>898.6</b>
<b>Appropriated FTE</b>	<b>12.0</b>	<b>14.0</b>	<b>14.0</b>

<b>Non-Appropriated Expenditure</b>
-------------------------------------

	FY 2023 Actuals	FY 2024 Estimate	FY 2025 Request
<b>Expenditure Categories</b>			
Personal Services	-	-	-
Employee Related Expenditures	-	-	-
Professional & Outside Services	-	-	-
Travel In-State	-	-	-
Travel Out-Of-State	-	-	-
Food	-	-	-
Aid To Organizations & Individuals	856,491.0	-	-
Other Operating Expenditures	-	-	-
Equipment	-	-	-
Capital Outlay	-	-	-
Capital Equipment	-	-	-
Non-Capital Equipment	-	-	-
Debt Service	-	-	-
Cost Allocation & Indirect Costs	-	-	-
Transfers-Out	-	-	-
<b>Non-Appropriated Expenditure Sub-Total:</b>	<b>856,491.0</b>	-	-
Non-Lapsing Authority from Prior Years (no entry for BY)	-	-	-
Administrative Adjustments (no entry for BY)	-	-	-
Capital Projects (Land, Bldgs, Improv)	-	-	-
Appropriated 27th Pay Roll	-	-	-
Legislative Fund Transfers	-	-	-
IT Project Transfers	-	-	-
Residual Equity Transfer	-	-	-
Transfer Due to Fund Balance Cap	-	-	-
Prior Committed or Obligated Expenditures (no entry for AY)	-	868,780.0	899,115.5
Non-Appropriated 27th Pay Roll	-	-	-

## Sources and Uses

**Agency:** Department of Transportation

**Fund:** DT3113 Highway User Revenue Fund

<b>Non-Appropriated Expenditure Total:</b>	856,491.0	868,780.0	899,115.5
<b>Non-Appropriated FTE</b>	-	-	-

## Sources and Uses

**Agency:** Department of Transportation

**Fund:** DT3701 Local Agency Deposits Fund

This fund receives monies from the federal government and local agencies for the payment of local agency sponsored county and secondary road construction projects.

<b>Cash Flow Summary</b>	<b>FY 2023 Actuals</b>	<b>FY 2024 Estimate</b>	<b>FY 2025 Request</b>
Beginning Balance	37,600.8	46,032.6	29,135.8
Revenue (from Revenue Schedule)	130,499.2	153,186.3	156,182.5
<b>Total Available</b>	<b>168,100.1</b>	<b>199,218.9</b>	<b>185,318.3</b>
Total Appropriated Disbursements	-	-	-
Total Non-Appropriated Disbursements	122,067.5	170,083.1	150,680.5
Balance Forward to Next Year	46,032.6	29,135.8	34,637.8

Explanation for Negative Ending Balance(s): Department of Transportation

<b>Appropriated Expenditure</b>	<b>FY 2023 Actuals</b>	<b>FY 2024 Estimate</b>	<b>FY 2025 Request</b>
<b>Expenditure Categories</b>			
Personal Services	-	-	-
Employee Related Expenditures	-	-	-
Professional & Outside Services	-	-	-
Travel In-State	-	-	-
Travel Out-Of-State	-	-	-
Food	-	-	-
Aid To Organizations & Individuals	-	-	-
Other Operating Expenditures	-	-	-
Equipment	-	-	-
Capital Outlay	-	-	-
Capital Equipment	-	-	-
Non-Capital Equipment	-	-	-
Debt Service	-	-	-
Cost Allocation & Indirect Costs	-	-	-
Transfers-Out	-	-	-
<b>Appropriated Expenditure Sub-Total:</b>	<b>-</b>	<b>-</b>	<b>-</b>
Non-Lapsing Authority from Prior Years (no entry for BY)	-	-	-
Administrative Adjustments (no entry for BY)	-	-	-
Capital Projects (Land, Bldgs, Improv)	-	-	-
Appropriated 27th Pay Roll	-	-	-
Legislative Fund Transfers	-	-	-
IT Project Transfers	-	-	-

## Sources and Uses

<b>Agency:</b>	<b>Department of Transportation</b>
----------------	-------------------------------------

<b>Fund:</b>	<b>DT3701 Local Agency Deposits Fund</b>
--------------	--

Residual Equity Transfer	-	-	-
Transfer Due to Fund Balance Cap	-	-	-
Prior Committed or Obligated Expenditures (no entry for AY)	-	-	-
Non-Appropriated 27th Pay Roll	-	-	-
<b>Appropriated Expenditure Total:</b>	-	-	-
<b>Appropriated FTE</b>	-	-	-

<b>Non-Appropriated Expenditure</b>
-------------------------------------

	FY 2023 Actuals	FY 2024 Estimate	FY 2025 Request
<b>Expenditure Categories</b>			
Personal Services	1,750.3	-	-
Employee Related Expenditures	558.6	-	-
Professional & Outside Services	14,450.0	-	-
Travel In-State	2.4	-	-
Travel Out-Of-State	-	-	-
Food	-	-	-
Aid To Organizations & Individuals	35,960.8	-	-
Other Operating Expenditures	1,154.7	-	-
Equipment	-	-	-
Capital Outlay	67,802.9	-	-
Capital Equipment	-	-	-
Non-Capital Equipment	394.8	-	-
Debt Service	-	-	-
Cost Allocation & Indirect Costs	(9.7)	-	-
Transfers-Out	2.8	-	-
<b>Non-Appropriated Expenditure Sub-Total:</b>	<b>122,067.5</b>	-	-
Non-Lapsing Authority from Prior Years (no entry for BY)	-	-	-
Administrative Adjustments (no entry for BY)	-	-	-
Capital Projects (Land, Bldgs, Improv)	-	-	-
Appropriated 27th Pay Roll	-	-	-
Legislative Fund Transfers	-	-	-
IT Project Transfers	-	-	-
Residual Equity Transfer	-	-	-
Transfer Due to Fund Balance Cap	-	-	-
Prior Committed or Obligated Expenditures (no entry for AY)	-	170,083.1	150,680.5
Non-Appropriated 27th Pay Roll	-	-	-
<b>Non-Appropriated Expenditure Total:</b>	<b>122,067.5</b>	<b>170,083.1</b>	<b>150,680.5</b>

## Sources and Uses

**Agency:** Department of Transportation

**Fund:** DT3701 Local Agency Deposits Fund

**Non-Appropriated FTE**

- - -

## Sources and Uses

<b>Agency:</b>	<b>Department of Transportation</b>
----------------	-------------------------------------

<b>Fund:</b>	<b>DT3737 Rental Tax and Bond Deposit Fund</b>
--------------	--

<b>Cash Flow Summary</b>	<b>FY 2023 Actuals</b>	<b>FY 2024 Estimate</b>	<b>FY 2025 Request</b>
Beginning Balance	518.3	549.3	(0.0)
Revenue (from Revenue Schedule)	477.7	(549.3)	-
<b>Total Available</b>	<b>995.9</b>	<b>(0.0)</b>	<b>(0.0)</b>
Total Appropriated Disbursements	-	-	-
Total Non-Appropriated Disbursements	446.6	-	-
Balance Forward to Next Year	549.3	(0.0)	(0.0)

Explanation for Negative Ending Balance(s): Department of Transportation

<b>Appropriated Expenditure</b>	<b>FY 2023 Actuals</b>	<b>FY 2024 Estimate</b>	<b>FY 2025 Request</b>
<b>Expenditure Categories</b>			
Personal Services	-	-	-
Employee Related Expenditures	-	-	-
Professional & Outside Services	-	-	-
Travel In-State	-	-	-
Travel Out-Of-State	-	-	-
Food	-	-	-
Aid To Organizations & Individuals	-	-	-
Other Operating Expenditures	-	-	-
Equipment	-	-	-
Capital Outlay	-	-	-
Capital Equipment	-	-	-
Non-Capital Equipment	-	-	-
Debt Service	-	-	-
Cost Allocation & Indirect Costs	-	-	-
Transfers-Out	-	-	-
<b>Appropriated Expenditure Sub-Total:</b>	<b>-</b>	<b>-</b>	<b>-</b>
Non-Lapsing Authority from Prior Years (no entry for BY)	-	-	-
Administrative Adjustments (no entry for BY)	-	-	-
Capital Projects (Land, Bldgs, Improv)	-	-	-
Appropriated 27th Pay Roll	-	-	-
Legislative Fund Transfers	-	-	-
IT Project Transfers	-	-	-
Residual Equity Transfer	-	-	-



## Sources and Uses

<b>Agency:</b>	<b>Department of Transportation</b>
----------------	-------------------------------------

<b>Fund:</b>	<b>DT3737 Rental Tax and Bond Deposit Fund</b>
--------------	--

Transfer Due to Fund Balance Cap	-	-	-
Prior Committed or Obligated Expenditures (no entry for AY)	-	-	-
Non-Appropriated 27th Pay Roll	-	-	-
<b>Appropriated Expenditure Total:</b>	-	-	-
<b>Appropriated FTE</b>	-	-	-

<b>Non-Appropriated Expenditure</b>
-------------------------------------

Expenditure Categories	FY 2023 Actuals	FY 2024 Estimate	FY 2025 Request
Personal Services	-	-	-
Employee Related Expenditures	-	-	-
Professional & Outside Services	-	-	-
Travel In-State	-	-	-
Travel Out-Of-State	-	-	-
Food	-	-	-
Aid To Organizations & Individuals	-	-	-
Other Operating Expenditures	(0.9)	-	-
Equipment	-	-	-
Capital Outlay	-	-	-
Capital Equipment	-	-	-
Non-Capital Equipment	-	-	-
Debt Service	-	-	-
Cost Allocation & Indirect Costs	-	-	-
Transfers-Out	-	-	-
<b>Non-Appropriated Expenditure Sub-Total:</b>	<b>(0.9)</b>	-	-
Non-Lapsing Authority from Prior Years (no entry for BY)	-	-	-
Administrative Adjustments (no entry for BY)	-	-	-
Capital Projects (Land, Bldgs, Improv)	-	-	-
Appropriated 27th Pay Roll	-	-	-
Legislative Fund Transfers	-	-	-
IT Project Transfers	-	-	-
Residual Equity Transfer	447.5	-	-
Transfer Due to Fund Balance Cap	-	-	-
Prior Committed or Obligated Expenditures (no entry for AY)	-	-	-
Non-Appropriated 27th Pay Roll	-	-	-
<b>Non-Appropriated Expenditure Total:</b>	<b>446.6</b>	-	-
<b>Non-Appropriated FTE</b>	-	-	-

## Sources and Uses

<b>Agency:</b>	<b>Department of Transportation</b>
----------------	-------------------------------------

<b>Fund:</b>	<b>DT4071 State Fleet Operations Fund</b>
--------------	---

<b>Cash Flow Summary</b>
--------------------------

	<b>FY 2023 Actuals</b>	<b>FY 2024 Estimate</b>	<b>FY 2025 Request</b>
Beginning Balance	2,144.1	2,831.1	2,831.1
Revenue (from Revenue Schedule)	23,517.7	30,454.4	33,392.9
<b>Total Available</b>	<b>25,661.9</b>	<b>33,285.5</b>	<b>36,224.0</b>
Total Appropriated Disbursements	22,830.8	30,454.4	33,392.9
Total Non-Appropriated Disbursements	-	-	-
Balance Forward to Next Year	2,831.1	2,831.1	2,831.1

Explanation for Negative Ending Balance(s):

Department of Transportation

<b>Appropriated Expenditure</b>
---------------------------------

	<b>FY 2023 Actuals</b>	<b>FY 2024 Estimate</b>	<b>FY 2025 Request</b>
<b>Expenditure Categories</b>			
Personal Services	-	-	-
Employee Related Expenditures	-	-	-
Professional & Outside Services	-	-	-
Travel In-State	-	-	-
Travel Out-Of-State	-	-	-
Food	-	-	-
Aid To Organizations & Individuals	-	-	-
Other Operating Expenditures	21,790.5	30,454.4	33,392.9
Equipment	-	-	-
Capital Outlay	-	-	-
Capital Equipment	41.1	-	-
Non-Capital Equipment	(0.0)	-	-
Debt Service	-	-	-
Cost Allocation & Indirect Costs	900.0	-	-
Transfers-Out	-	-	-
<b>Appropriated Expenditure Sub-Total:</b>	<b>22,731.6</b>	<b>30,454.4</b>	<b>33,392.9</b>
Non-Lapsing Authority from Prior Years (no entry for BY)	-	-	-
Administrative Adjustments (no entry for BY)	99.2	-	-
Capital Projects (Land, Bldgs, Improv)	-	-	-
Appropriated 27th Pay Roll	-	-	-
Legislative Fund Transfers	-	-	-
IT Project Transfers	-	-	-
Residual Equity Transfer	-	-	-

## Sources and Uses

<b>Agency:</b>	<b>Department of Transportation</b>
----------------	-------------------------------------

<b>Fund:</b>	<b>DT4071 State Fleet Operations Fund</b>
--------------	---

Transfer Due to Fund Balance Cap	-	-	-
Prior Committed or Obligated Expenditures (no entry for AY)	-	-	-
Non-Appropriated 27th Pay Roll	-	-	-
<b>Appropriated Expenditure Total:</b>	22,830.8	30,454.4	33,392.9
<b>Appropriated FTE</b>	-	-	-

<b>Non-Appropriated Expenditure</b>
-------------------------------------

	FY 2023 Actuals	FY 2024 Estimate	FY 2025 Request
Personal Services	-	-	-
Employee Related Expenditures	-	-	-
Professional & Outside Services	-	-	-
Travel In-State	-	-	-
Travel Out-Of-State	-	-	-
Food	-	-	-
Aid To Organizations & Individuals	-	-	-
Other Operating Expenditures	-	-	-
Equipment	-	-	-
Capital Outlay	-	-	-
Capital Equipment	-	-	-
Non-Capital Equipment	-	-	-
Debt Service	-	-	-
Cost Allocation & Indirect Costs	-	-	-
Transfers-Out	-	-	-
<b>Non-Appropriated Expenditure Sub-Total:</b>	-	-	-
Non-Lapsing Authority from Prior Years (no entry for BY)	-	-	-
Administrative Adjustments (no entry for BY)	-	-	-
Capital Projects (Land, Bldgs, Improv)	-	-	-
Appropriated 27th Pay Roll	-	-	-
Legislative Fund Transfers	-	-	-
IT Project Transfers	-	-	-
Residual Equity Transfer	-	-	-
Transfer Due to Fund Balance Cap	-	-	-
Prior Committed or Obligated Expenditures (no entry for AY)	-	-	-
Non-Appropriated 27th Pay Roll	-	-	-
<b>Non-Appropriated Expenditure Total:</b>	-	-	-
<b>Non-Appropriated FTE</b>	-	-	-

## Sources and Uses

<b>Agency:</b>	<b>Department of Transportation</b>
----------------	-------------------------------------

<b>Fund:</b>	<b>DT4072 State Fleet Vehicle Replacement Fund</b>
--------------	--

<b>Cash Flow Summary</b>
--------------------------

	FY 2023 Actuals	FY 2024 Estimate	FY 2025 Request
Beginning Balance	8,115.6	6,188.7	(5,397.2)
Revenue (from Revenue Schedule)	7,551.4	13,414.1	18,545.4
<b>Total Available</b>	<b>15,667.0</b>	<b>19,602.8</b>	<b>13,148.2</b>
Total Appropriated Disbursements	9,478.3	25,000.0	27,798.1
Total Non-Appropriated Disbursements	-	-	-
Balance Forward to Next Year	6,188.7	(5,397.2)	(14,649.9)

Explanation for Negative Ending Balance(s):

Please see attached negative cash balance explanation.

<b>Appropriated Expenditure</b>
---------------------------------

	FY 2023 Actuals	FY 2024 Estimate	FY 2025 Request
<b>Expenditure Categories</b>			
Personal Services	-	-	-
Employee Related Expenditures	-	-	-
Professional & Outside Services	-	-	-
Travel In-State	-	-	-
Travel Out-Of-State	-	-	-
Food	-	-	-
Aid To Organizations & Individuals	-	-	-
Other Operating Expenditures	-	-	-
Equipment	-	-	-
Capital Outlay	-	-	-
Capital Equipment	9,373.6	25,000.0	27,798.1
Non-Capital Equipment	7.3	-	-
Debt Service	-	-	-
Cost Allocation & Indirect Costs	-	-	-
Transfers-Out	-	-	-
<b>Appropriated Expenditure Sub-Total:</b>	<b>9,380.9</b>	<b>25,000.0</b>	<b>27,798.1</b>
Non-Lapsing Authority from Prior Years (no entry for BY)	-	-	-
Administrative Adjustments (no entry for BY)	97.4	-	-
Capital Projects (Land, Bldgs, Improv)	-	-	-
Appropriated 27th Pay Roll	-	-	-
Legislative Fund Transfers	-	-	-
IT Project Transfers	-	-	-
Residual Equity Transfer	-	-	-

## Sources and Uses

<b>Agency:</b>	<b>Department of Transportation</b>
----------------	-------------------------------------

<b>Fund:</b>	<b>DT4072 State Fleet Vehicle Replacement Fund</b>
--------------	--

Transfer Due to Fund Balance Cap	-	-	-
Prior Committed or Obligated Expenditures (no entry for AY)	-	-	-
Non-Appropriated 27th Pay Roll	-	-	-
<b>Appropriated Expenditure Total:</b>	<b>9,478.3</b>	<b>25,000.0</b>	<b>27,798.1</b>
<b>Appropriated FTE</b>	-	-	-

<b>Non-Appropriated Expenditure</b>
-------------------------------------

	FY 2023 Actuals	FY 2024 Estimate	FY 2025 Request
<b>Expenditure Categories</b>			
Personal Services	-	-	-
Employee Related Expenditures	-	-	-
Professional & Outside Services	-	-	-
Travel In-State	-	-	-
Travel Out-Of-State	-	-	-
Food	-	-	-
Aid To Organizations & Individuals	-	-	-
Other Operating Expenditures	-	-	-
Equipment	-	-	-
Capital Outlay	-	-	-
Capital Equipment	-	-	-
Non-Capital Equipment	-	-	-
Debt Service	-	-	-
Cost Allocation & Indirect Costs	-	-	-
Transfers-Out	-	-	-
<b>Non-Appropriated Expenditure Sub-Total:</b>	-	-	-
Non-Lapsing Authority from Prior Years (no entry for BY)	-	-	-
Administrative Adjustments (no entry for BY)	-	-	-
Capital Projects (Land, Bldgs, Improv)	-	-	-
Appropriated 27th Pay Roll	-	-	-
Legislative Fund Transfers	-	-	-
IT Project Transfers	-	-	-
Residual Equity Transfer	-	-	-
Transfer Due to Fund Balance Cap	-	-	-
Prior Committed or Obligated Expenditures (no entry for AY)	-	-	-
Non-Appropriated 27th Pay Roll	-	-	-
<b>Non-Appropriated Expenditure Total:</b>	-	-	-
<b>Non-Appropriated FTE</b>	-	-	-

## ADOT NEGATIVE CASH BALANCE EXPLANATION

<b>Fund No:</b>	DT4072
<b>Fund Name:</b>	State Fleet Replacement Fund
<b>Citation:</b>	A.R.S. § 28-476
<b>Negative Balance Explanation:</b>	
<p>The State Fleet Replacement Fund forecasts a negative balance in FY 2024 and FY 2025. However, ADOT expects to receive less than half the authorized vehicles in FY 2024, but must encumber funds for all vehicles ordered and therefore needs a large appropriation cap. Due to unresolved supply chain issues, vehicles have been arriving up to two years after they are ordered. As the supply chain issues resolve, ADOT is likely to receive multiple years' worth of vehicles in a single fiscal year. The appropriation must be set to account for this eventuality. ADOT is limited by the available cash in the fund and the Department will only spend the lessor of the appropriation or available cash.</p> <p>The projected revenue assumes that vehicles appropriated in FY 2024 will arrive late and only contribute an average of 3 months of recapitalization fees. Maintaining a higher appropriation level allows the Department to fully utilize revenues received that exceed the projection.</p>	

## Sources and Uses

**Agency:** Department of Transportation

**Fund:** DT5004 State Highway Fund Bonds Debt Service Fund

This fund is used for principal and interest payments on Highway Revenue Bonds. These bonds are issued to fund various projects in the state's five-year construction program. The source of funding for repayment of the Highway Revenue Bonds is the State Highway Fund. The major source of State Highway Fund revenue is passed through from the Highway User Revenue Fund (HURF) which is derived from a variety of fees and charges related to the registration and operation of motor vehicles on the public highways of the state.

<b>Cash Flow Summary</b>	<b>FY 2023 Actuals</b>	<b>FY 2024 Estimate</b>	<b>FY 2025 Request</b>
Beginning Balance	195.1	489.8	193,459.9
Revenue (from Revenue Schedule)	137,684.1	767,488.0	133,468.7
<b>Total Available</b>	<b>137,879.3</b>	<b>767,977.8</b>	<b>326,928.6</b>
Total Appropriated Disbursements	-	-	-
Total Non-Appropriated Disbursements	137,389.4	574,517.9	272,694.1
Balance Forward to Next Year	489.8	193,459.9	54,234.5

Explanation for Negative Ending Balance(s): Department of Transportation

<b>Appropriated Expenditure</b>	<b>FY 2023 Actuals</b>	<b>FY 2024 Estimate</b>	<b>FY 2025 Request</b>
<b>Expenditure Categories</b>			
Personal Services	-	-	-
Employee Related Expenditures	-	-	-
Professional & Outside Services	-	-	-
Travel In-State	-	-	-
Travel Out-Of-State	-	-	-
Food	-	-	-
Aid To Organizations & Individuals	-	-	-
Other Operating Expenditures	-	-	-
Equipment	-	-	-
Capital Outlay	-	-	-
Capital Equipment	-	-	-
Non-Capital Equipment	-	-	-
Debt Service	-	-	-
Cost Allocation & Indirect Costs	-	-	-
Transfers-Out	-	-	-
<b>Appropriated Expenditure Sub-Total:</b>	<b>-</b>	<b>-</b>	<b>-</b>
Non-Lapsing Authority from Prior Years (no entry for BY)	-	-	-
Administrative Adjustments (no entry for BY)	-	-	-
Capital Projects (Land, Bldgs, Improv)	-	-	-
Appropriated 27th Pay Roll	-	-	-

## Sources and Uses

<b>Agency:</b>	<b>Department of Transportation</b>
----------------	-------------------------------------

<b>Fund:</b>	<b>DT5004 State Highway Fund Bonds Debt Service Fund</b>
--------------	--

Legislative Fund Transfers	-	-	-
IT Project Transfers	-	-	-
Residual Equity Transfer	-	-	-
Transfer Due to Fund Balance Cap	-	-	-
Prior Committed or Obligated Expenditures (no entry for AY)	-	-	-
Non-Appropriated 27th Pay Roll	-	-	-
<b>Appropriated Expenditure Total:</b>	-	-	-
<b>Appropriated FTE</b>	-	-	-

<b>Non-Appropriated Expenditure</b>
-------------------------------------

	FY 2023 Actuals	FY 2024 Estimate	FY 2025 Request
<b>Expenditure Categories</b>			
Personal Services	(0.7)	-	-
Employee Related Expenditures	(0.0)	-	-
Professional & Outside Services	1.9	-	-
Travel In-State	-	-	-
Travel Out-Of-State	-	-	-
Food	-	-	-
Aid To Organizations & Individuals	-	-	-
Other Operating Expenditures	-	-	-
Equipment	-	-	-
Capital Outlay	(2.6)	-	-
Capital Equipment	-	-	-
Non-Capital Equipment	-	-	-
Debt Service	137,358.6	-	-
Cost Allocation & Indirect Costs	-	-	-
Transfers-Out	32.2	-	-
<b>Non-Appropriated Expenditure Sub-Total:</b>	<b>137,389.4</b>	-	-
Non-Lapsing Authority from Prior Years (no entry for BY)	-	-	-
Administrative Adjustments (no entry for BY)	-	-	-
Capital Projects (Land, Bldgs, Improv)	-	-	-
Appropriated 27th Pay Roll	-	-	-
Legislative Fund Transfers	-	-	-
IT Project Transfers	-	-	-
Residual Equity Transfer	-	-	-
Transfer Due to Fund Balance Cap	-	-	-
Prior Committed or Obligated Expenditures (no entry for AY)	-	574,517.9	272,694.1



## Sources and Uses

**Agency:** Department of Transportation

**Fund:** DT5004 State Highway Fund Bonds Debt Service Fund

Non-Appropriated 27th Pay Roll	-	-	-
<b>Non-Appropriated Expenditure Total:</b>	137,389.4	574,517.9	272,694.1
<b>Non-Appropriated FTE</b>	-	-	-

## Sources and Uses

**Agency:** Department of Transportation

**Fund:** DT5008 Regional Area Road Fund Debt Service Fund

The source of funding is excise tax revenue collected in Maricopa County and dedicated to this program. This fund is used for repayment of principal and interest on Transportation Excise Tax Revenue Bonds. These bonds are issued to fund various projects in the Maricopa County Regional Transportation Plan Freeway Program.

<b>Cash Flow Summary</b>	<b>FY 2023 Actuals</b>	<b>FY 2024 Estimate</b>	<b>FY 2025 Request</b>
Beginning Balance	1,984.8	9,481.9	9,481.9
Revenue (from Revenue Schedule)	143,691.4	143,388.7	143,372.7
<b>Total Available</b>	<b>145,676.2</b>	<b>152,870.6</b>	<b>152,854.6</b>
Total Appropriated Disbursements	-	-	-
Total Non-Appropriated Disbursements	136,194.3	143,388.7	143,372.7
Balance Forward to Next Year	9,481.9	9,481.9	9,481.9

Explanation for Negative Ending Balance(s): Department of Transportation

<b>Appropriated Expenditure</b>	<b>FY 2023 Actuals</b>	<b>FY 2024 Estimate</b>	<b>FY 2025 Request</b>
<b>Expenditure Categories</b>			
Personal Services	-	-	-
Employee Related Expenditures	-	-	-
Professional & Outside Services	-	-	-
Travel In-State	-	-	-
Travel Out-Of-State	-	-	-
Food	-	-	-
Aid To Organizations & Individuals	-	-	-
Other Operating Expenditures	-	-	-
Equipment	-	-	-
Capital Outlay	-	-	-
Capital Equipment	-	-	-
Non-Capital Equipment	-	-	-
Debt Service	-	-	-
Cost Allocation & Indirect Costs	-	-	-
Transfers-Out	-	-	-
<b>Appropriated Expenditure Sub-Total:</b>	<b>-</b>	<b>-</b>	<b>-</b>
Non-Lapsing Authority from Prior Years (no entry for BY)	-	-	-
Administrative Adjustments (no entry for BY)	-	-	-
Capital Projects (Land, Bldgs, Improv)	-	-	-
Appropriated 27th Pay Roll	-	-	-
Legislative Fund Transfers	-	-	-
IT Project Transfers	-	-	-

## Sources and Uses

<b>Agency:</b>	<b>Department of Transportation</b>
----------------	-------------------------------------

<b>Fund:</b>	<b>DT5008 Regional Area Road Fund Debt Service Fund</b>
--------------	---

Residual Equity Transfer	-	-	-
Transfer Due to Fund Balance Cap	-	-	-
Prior Committed or Obligated Expenditures (no entry for AY)	-	-	-
Non-Appropriated 27th Pay Roll	-	-	-
<b>Appropriated Expenditure Total:</b>	-	-	-
<b>Appropriated FTE</b>	-	-	-

<b>Non-Appropriated Expenditure</b>
-------------------------------------

	FY 2023 Actuals	FY 2024 Estimate	FY 2025 Request
<b>Expenditure Categories</b>			
Personal Services	-	-	-
Employee Related Expenditures	-	-	-
Professional & Outside Services	-	-	-
Travel In-State	-	-	-
Travel Out-Of-State	-	-	-
Food	-	-	-
Aid To Organizations & Individuals	-	-	-
Other Operating Expenditures	-	-	-
Equipment	-	-	-
Capital Outlay	(7,194.4)	-	-
Capital Equipment	-	-	-
Non-Capital Equipment	-	-	-
Debt Service	143,388.7	-	-
Cost Allocation & Indirect Costs	-	-	-
Transfers-Out	-	-	-
<b>Non-Appropriated Expenditure Sub-Total:</b>	<b>136,194.3</b>	-	-
Non-Lapsing Authority from Prior Years (no entry for BY)	-	-	-
Administrative Adjustments (no entry for BY)	-	-	-
Capital Projects (Land, Bldgs, Improv)	-	-	-
Appropriated 27th Pay Roll	-	-	-
Legislative Fund Transfers	-	-	-
IT Project Transfers	-	-	-
Residual Equity Transfer	-	-	-
Transfer Due to Fund Balance Cap	-	-	-
Prior Committed or Obligated Expenditures (no entry for AY)	-	143,388.7	143,372.7
Non-Appropriated 27th Pay Roll	-	-	-
<b>Non-Appropriated Expenditure Total:</b>	<b>136,194.3</b>	<b>143,388.7</b>	<b>143,372.7</b>

## Sources and Uses

**Agency:** Department of Transportation

**Fund:** DT5008 Regional Area Road Fund Debt Service Fund

**Non-Appropriated FTE**

- - -

## Sources and Uses

<b>Agency:</b>	<b>Department of Transportation</b>
----------------	-------------------------------------

<b>Fund:</b>	<b>DT5906 Smart Corridor Highway Trust Fund</b>
--------------	---

<b>Cash Flow Summary</b>	<b>FY 2023 Actuals</b>	<b>FY 2024 Estimate</b>	<b>FY 2025 Request</b>
Beginning Balance	-	-	25.1
Revenue (from Revenue Schedule)	-	25.1	25.5
<b>Total Available</b>	<b>-</b>	<b>25.1</b>	<b>50.6</b>
Total Appropriated Disbursements	-	-	-
Total Non-Appropriated Disbursements	-	-	-
Balance Forward to Next Year	-	25.1	50.6

Explanation for Negative Ending Balance(s): Department of Transportation

<b>Appropriated Expenditure</b>	<b>FY 2023 Actuals</b>	<b>FY 2024 Estimate</b>	<b>FY 2025 Request</b>
<b>Expenditure Categories</b>			
Personal Services	-	-	-
Employee Related Expenditures	-	-	-
Professional & Outside Services	-	-	-
Travel In-State	-	-	-
Travel Out-Of-State	-	-	-
Food	-	-	-
Aid To Organizations & Individuals	-	-	-
Other Operating Expenditures	-	-	-
Equipment	-	-	-
Capital Outlay	-	-	-
Capital Equipment	-	-	-
Non-Capital Equipment	-	-	-
Debt Service	-	-	-
Cost Allocation & Indirect Costs	-	-	-
Transfers-Out	-	-	-
<b>Appropriated Expenditure Sub-Total:</b>	<b>-</b>	<b>-</b>	<b>-</b>
Non-Lapsing Authority from Prior Years (no entry for BY)	-	-	-
Administrative Adjustments (no entry for BY)	-	-	-
Capital Projects (Land, Bldgs, Improv)	-	-	-
Appropriated 27th Pay Roll	-	-	-
Legislative Fund Transfers	-	-	-
IT Project Transfers	-	-	-
Residual Equity Transfer	-	-	-

## Sources and Uses

<b>Agency:</b>	<b>Department of Transportation</b>
----------------	-------------------------------------

<b>Fund:</b>	<b>DT5906 Smart Corridor Highway Trust Fund</b>
--------------	---

Transfer Due to Fund Balance Cap	-	-	-
Prior Committed or Obligated Expenditures (no entry for AY)	-	-	-
Non-Appropriated 27th Pay Roll	-	-	-
<b>Appropriated Expenditure Total:</b>	-	-	-
<b>Appropriated FTE</b>	-	-	-

<b>Non-Appropriated Expenditure</b>
-------------------------------------

Expenditure Categories	FY 2023 Actuals	FY 2024 Estimate	FY 2025 Request
Personal Services	-	-	-
Employee Related Expenditures	-	-	-
Professional & Outside Services	-	-	-
Travel In-State	-	-	-
Travel Out-Of-State	-	-	-
Food	-	-	-
Aid To Organizations & Individuals	-	-	-
Other Operating Expenditures	-	-	-
Equipment	-	-	-
Capital Outlay	-	-	-
Capital Equipment	-	-	-
Non-Capital Equipment	-	-	-
Debt Service	-	-	-
Cost Allocation & Indirect Costs	-	-	-
Transfers-Out	-	-	-
<b>Non-Appropriated Expenditure Sub-Total:</b>	-	-	-
Non-Lapsing Authority from Prior Years (no entry for BY)	-	-	-
Administrative Adjustments (no entry for BY)	-	-	-
Capital Projects (Land, Bldgs, Improv)	-	-	-
Appropriated 27th Pay Roll	-	-	-
Legislative Fund Transfers	-	-	-
IT Project Transfers	-	-	-
Residual Equity Transfer	-	-	-
Transfer Due to Fund Balance Cap	-	-	-
Prior Committed or Obligated Expenditures (no entry for AY)	-	-	-
Non-Appropriated 27th Pay Roll	-	-	-
<b>Non-Appropriated Expenditure Total:</b>	-	-	-
<b>Non-Appropriated FTE</b>	-	-	-

## Sources and Uses

**Agency:** Department of Transportation

**Fund:** DT9901 State Match Advantage for Rural Transportation (SMART) Fund

<b>Cash Flow Summary</b>	<b>FY 2023 Actuals</b>	<b>FY 2024 Estimate</b>	<b>FY 2025 Request</b>
Beginning Balance	-	51,245.2	62,039.9
Revenue (from Revenue Schedule)	51,245.6	15,494.6	2,546.0
<b>Total Available</b>	<b>51,245.6</b>	<b>66,739.8</b>	<b>64,585.9</b>
Total Appropriated Disbursements	-	-	-
Total Non-Appropriated Disbursements	0.4	4,699.9	4,699.5
Balance Forward to Next Year	51,245.2	62,039.9	59,886.4

Explanation for Negative Ending Balance(s): Department of Transportation

<b>Appropriated Expenditure</b>	<b>FY 2023 Actuals</b>	<b>FY 2024 Estimate</b>	<b>FY 2025 Request</b>
<b>Expenditure Categories</b>			
Personal Services	-	-	-
Employee Related Expenditures	-	-	-
Professional & Outside Services	-	-	-
Travel In-State	-	-	-
Travel Out-Of-State	-	-	-
Food	-	-	-
Aid To Organizations & Individuals	-	-	-
Other Operating Expenditures	-	-	-
Equipment	-	-	-
Capital Outlay	-	-	-
Capital Equipment	-	-	-
Non-Capital Equipment	-	-	-
Debt Service	-	-	-
Cost Allocation & Indirect Costs	-	-	-
Transfers-Out	-	-	-
<b>Appropriated Expenditure Sub-Total:</b>	<b>-</b>	<b>-</b>	<b>-</b>
Non-Lapsing Authority from Prior Years (no entry for BY)	-	-	-
Administrative Adjustments (no entry for BY)	-	-	-
Capital Projects (Land, Bldgs, Improv)	-	-	-
Appropriated 27th Pay Roll	-	-	-
Legislative Fund Transfers	-	-	-
IT Project Transfers	-	-	-
Residual Equity Transfer	-	-	-

## Sources and Uses

<b>Agency:</b>	<b>Department of Transportation</b>
----------------	-------------------------------------

<b>Fund:</b>	<b>DT9901 State Match Advantage for Rural Transportation (SMART) Fund</b>
--------------	---

Transfer Due to Fund Balance Cap	-	-	-
Prior Committed or Obligated Expenditures (no entry for AY)	-	-	-
Non-Appropriated 27th Pay Roll	-	-	-
<b>Appropriated Expenditure Total:</b>	-	-	-
<b>Appropriated FTE</b>	-	-	-

<b>Non-Appropriated Expenditure</b>
-------------------------------------

Expenditure Categories	FY 2023 Actuals	FY 2024 Estimate	FY 2025 Request
Personal Services	0.3	-	-
Employee Related Expenditures	0.1	-	-
Professional & Outside Services	-	-	-
Travel In-State	-	-	-
Travel Out-Of-State	-	-	-
Food	-	-	-
Aid To Organizations & Individuals	-	-	-
Other Operating Expenditures	-	-	-
Equipment	-	-	-
Capital Outlay	-	-	-
Capital Equipment	-	-	-
Non-Capital Equipment	-	-	-
Debt Service	-	-	-
Cost Allocation & Indirect Costs	-	-	-
Transfers-Out	-	-	-
<b>Non-Appropriated Expenditure Sub-Total:</b>	<b>0.4</b>	-	-
Non-Lapsing Authority from Prior Years (no entry for BY)	-	-	-
Administrative Adjustments (no entry for BY)	-	-	-
Capital Projects (Land, Bldgs, Improv)	-	-	-
Appropriated 27th Pay Roll	-	-	-
Legislative Fund Transfers	-	-	-
IT Project Transfers	-	-	-
Residual Equity Transfer	-	-	-
Transfer Due to Fund Balance Cap	-	-	-
Prior Committed or Obligated Expenditures (no entry for AY)	-	4,699.9	4,699.5
Non-Appropriated 27th Pay Roll	-	-	-
<b>Non-Appropriated Expenditure Total:</b>	<b>0.4</b>	<b>4,699.9</b>	<b>4,699.5</b>
<b>Non-Appropriated FTE</b>	-	-	-



## Funding Issue List

**Agency:** Department of Transportation

FY 2023

Priority	Funding Issue Title	Total FTE	Total Amount	General Fund	Other Appropriated Funds	Non- Appropriated Funds
1	FAST System Replacement	-	1,885.0	-	1,885.0	-
2	Highway Maintenance – Inflation	-	23,509.3	-	23,509.3	-
3	Connecting Arizona: I-17 Flex Lane Maintenance	-	517.5	-	517.5	-
4	Highway Maintenance - New Lane Miles	-	1,110.9	-	1,110.9	-
5	Highway Maintenance – South Mountain Freeway	-	853.2	-	853.2	-
6	Department Fleet Operations Fund Appropriation	25.0	7,015.8	-	7,015.8	-
7	State Fleet Operations Adjustments	-	9,730.3	-	9,730.3	-
8	ADOT Fuel – Keeping Arizona on the Road	-	5,159.4	-	5,159.4	-
9	State Fleet Replacement Funding	-	2,798.1	-	2,798.1	-
10	Agency Software Support	-	1,409.0	-	1,409.0	-
11	MVD Security Modernization (Phase 3)	-	724.9	-	724.9	-
12	Driver License Volume and Cost Adjustment	-	-	-	-	-
13	License Plate Volume and Cost Adjustment	-	(629.0)	-	(629.0)	-
14	Printing/Envelope Cost Increase	-	310.7	-	310.7	-
15	Phoenix to Tucson Rail Corridor	-	-	-	-	-
16	Technical Adjustments	-	(11,699.1)	(550.0)	(11,149.1)	-
<b>Total:</b>		<b>25.0</b>	<b>42,696.0</b>	<b>(550.0)</b>	<b>43,246.0</b>	<b>-</b>

Arizona Department of Transportation  
ADOT Operating Budget Request Decision Packages Summary

Priority	FY 2025 Budget Issues	Total	GF	SHF	OF	One-time	Ongoing	FTEs	Fund	Approp	Multi-Year
1	FAST System Replacement	\$1,885,000	\$0	\$1,885,000	\$0	\$1,885,000	\$0	-	SHF	Operating Lump Sum	Yes
2	Highway Maintenance - Inflation	\$23,509,300	\$0	\$23,509,300	\$0	\$0	\$23,509,300	-	SHF	Maintenance SLI	No
3	Connecting Arizona - I-17 Flex Lane Maintenance	\$517,500	\$0	\$517,500	\$0	\$0	\$517,500	-	SHF	Maintenance SLI	No
4	Highway Maintenance - New Lane Miles	\$1,110,900	\$0	\$1,110,900	\$0	\$0	\$1,110,900	-	SHF	Maintenance SLI	No
5	Highway Maintenance - South Mountain Freeway	\$853,200	\$0	\$853,200	\$0	\$509,300	\$343,900	-	SHF	Maintenance SLI	No
6	Department Fleet Operations Fund Appropriation	\$7,015,800	\$0	\$2,989,800	\$4,026,000	\$0	\$7,015,800	25.0	TDEF/SHF/A	DFOF SLI/OLS/Maint SLI	No
7	State Fleet Operations Adjustments	\$9,730,300	\$0	\$0	\$9,730,300	\$801,000	\$8,929,300	-	SFOF	State Fleet Operations	No
8	ADOT Fuel - Keeping Arizona on the Road	\$5,159,400	\$0	\$5,159,400	\$0	\$0	\$5,159,400	-	SHF	OLS/Maintenance SLI	No
9	State Fleet Replacement Funding	\$2,798,100	\$0	\$0	\$2,798,100	\$0	\$2,798,100	-	SFRF	State Fleet Replacement	No
10	Software	\$1,409,000	\$0	\$1,409,000	\$0	\$0	\$1,409,000	-	SHF	Operating Lump Sum	No
11	MVD Security Modernization (Phase 3)	\$724,900	\$0	\$724,900	\$0	\$724,900	\$0	-	SHF	Operating Lump Sum	Yes
12	Driver License Volume and Cost Adjustment	\$0	\$0	\$0	\$0	\$0	\$0	-	SHF	Maintenance SLI	No
13	License Plate Volume and Cost Adjustment	(\$629,000)	\$0	(\$629,000)	\$0	\$0	(\$629,000)	-	SHF	Operating Lump Sum	No
14	MVD Printing/Envelope Cost Increase	\$310,700	\$0	\$310,700	\$0	\$0	\$310,700	-	SHF	Operating Lump Sum	No
15	Phoenix-Tucson Rail Corridor	TBD	TBD	\$0	\$0	TBD	TBD	-	General	Operating Lump Sum	No
16	Technical Adjustments	(\$11,699,100)	(\$550,000)	(\$4,107,300)	(\$7,041,800)	\$0	(\$11,699,100)	-	GF/SHF/AQF	Multiple	No
	Grand Total	\$42,696,000	(\$550,000)	\$33,733,400	\$9,512,600	3,920,200.0	\$38,775,800	25.0			
	<b>% Increase above FY 2024 Appropriation</b>	<b>7.4%</b>		<b>7.0%</b>							

Note: The Appropriation in the FY 2024 Appropriations Report is \$576,251,600. The State Highway Fund amount is \$479,159,900.

## Funding Issue Detail

**Agency:** Department of Transportation

**Issue:** 1 FAST System Replacement

**Calculated ERE:**  
**Uniform Allowance:**

**Program:** Construction  
**Fund:** DT2030 State Highway Fund (Appropriated)

	Expenditure Categories	FY 2025
6200	Professional & Outside Services	735.0
7000	Other Operating Expenditures	1,150.0
<b>Program/Fund Total:</b>		<b>1,885.0</b>

**Issue:** 2 Highway Maintenance – Inflation

**Calculated ERE:**  
**Uniform Allowance:**

**Program:** SLI Highway Maintenance  
**Fund:** DT2030 State Highway Fund (Appropriated)

	Expenditure Categories	FY 2025
7000	Other Operating Expenditures	23,509.3
<b>Program/Fund Total:</b>		<b>23,509.3</b>

**Issue:** 3 Connecting Arizona: I-17 Flex Lane Maintenance

**Calculated ERE:**  
**Uniform Allowance:**

**Program:** SLI Highway Maintenance  
**Fund:** DT2030 State Highway Fund (Appropriated)

	Expenditure Categories	FY 2025
7000	Other Operating Expenditures	517.5
<b>Program/Fund Total:</b>		<b>517.5</b>

**Issue:** 4 Highway Maintenance - New Lane Miles

**Calculated ERE:**  
**Uniform Allowance:**

## Funding Issue Detail

**Agency:** Department of Transportation

**Issue:** 4 Highway Maintenance - New Lane Miles

**Program:** SLI Highway Maintenance  
**Fund:** DT2030 State Highway Fund (Appropriated)

	Expenditure Categories	FY 2025
7000	Other Operating Expenditures	1,110.9
<b>Program/Fund Total:</b>		<b>1,110.9</b>

**Issue:** 5 Highway Maintenance – South Mountain Freeway

**Calculated ERE:**  
**Uniform Allowance:**

**Program:** SLI Highway Maintenance  
**Fund:** DT2030 State Highway Fund (Appropriated)

	Expenditure Categories	FY 2025
7000	Other Operating Expenditures	853.2
<b>Program/Fund Total:</b>		<b>853.2</b>

**Issue:** 6 Department Fleet Operations Fund Appropriation

**Calculated ERE:** 694.93  
**Uniform Allowance:**

**Program:** Transportation Support Services  
**Fund:** DT2005 State Aviation Fund (Appropriated)

	Expenditure Categories	FY 2025
7000	Other Operating Expenditures	18.1
<b>Program/Fund Total:</b>		<b>18.1</b>

**Program:** Transportation Support Services  
**Fund:** DT2030 State Highway Fund (Appropriated)

	Expenditure Categories	FY 2025
7000	Other Operating Expenditures	385.0
<b>Program/Fund Total:</b>		<b>385.0</b>

## Funding Issue Detail

**Agency:** Department of Transportation

**Issue:** 6 Department Fleet Operations Fund Appropriation

**Program:** SLI Highway Maintenance  
**Fund:** DT2030 State Highway Fund (Appropriated)

	Expenditure Categories	FY 2025
7000	Other Operating Expenditures	2,604.8
<b>Program/Fund Total:</b>		<b>2,604.8</b>

**Program:** SLI Vehicles and Heavy Equipment  
**Fund:** DT2071 ADOT Fleet Operations Fund (Appropriated)

	Expenditure Categories	FY 2025
FTE	FTE	25.0
6000	Personal Services	1,302.7
6100	Employee Related Expenditures	694.9
	<b>Subtotal Personal Services and ERE</b>	<b>1,997.6</b>
7000	Other Operating Expenditures	2,010.3
<b>Program/Fund Total:</b>		<b>4,007.9</b>

**Issue:** 7 State Fleet Operations Adjustments

**Calculated ERE:**  
**Uniform Allowance:**

**Program:** SLI State Fleet Operations  
**Fund:** DT4071 State Fleet Operations Fund (Appropriated)

	Expenditure Categories	FY 2025
7000	Other Operating Expenditures	9,730.3
<b>Program/Fund Total:</b>		<b>9,730.3</b>

**Issue:** 8 ADOT Fuel – Keeping Arizona on the Road

**Calculated ERE:**  
**Uniform Allowance:**

## Funding Issue Detail

**Agency:** Department of Transportation

**Issue:** 8 ADOT Fuel – Keeping Arizona on the Road

**Program:** Transportation Support Services  
**Fund:** DT2030 State Highway Fund (Appropriated)

	<b>Expenditure Categories</b>	<b>FY 2025</b>
7000	Other Operating Expenditures	1,547.8
<b>Program/Fund Total:</b>		1,547.8

**Program:** SLI Highway Maintenance  
**Fund:** DT2030 State Highway Fund (Appropriated)

	<b>Expenditure Categories</b>	<b>FY 2025</b>
7000	Other Operating Expenditures	3,611.6
<b>Program/Fund Total:</b>		3,611.6

**Issue:** 9 State Fleet Replacement Funding

**Calculated ERE:**  
**Uniform Allowance:**

**Program:** SLI State Fleet Vehicle Replacement  
**Fund:** DT4072 State Fleet Vehicle Replacement Fund (Appropriated)

	<b>Expenditure Categories</b>	<b>FY 2025</b>
8400	Capital Equipment	2,798.1
<b>Program/Fund Total:</b>		2,798.1

**Issue:** 10 Agency Software Support

**Calculated ERE:**  
**Uniform Allowance:**

**Program:** Transportation Support Services  
**Fund:** DT2030 State Highway Fund (Appropriated)

	<b>Expenditure Categories</b>	<b>FY 2025</b>
7000	Other Operating Expenditures	1,409.0
<b>Program/Fund Total:</b>		1,409.0

**Issue:** 11 MVD Security Modernization (Phase 3)

**Calculated ERE:**

## Funding Issue Detail

**Agency:** Department of Transportation

**Issue:** 11 MVD Security Modernization (Phase 3)

**Uniform Allowance:**

**Program:** Transportation Support Services  
**Fund:** DT2030 State Highway Fund (Appropriated)

	<b>Expenditure Categories</b>	<b>FY 2025</b>
7000	Other Operating Expenditures	389.0
8500	Non-Capital Equipment	335.9
<b>Program/Fund Total:</b>		724.9

**Issue:** 12 Driver License Volume and Cost Adjustment

**Calculated ERE:**  
**Uniform Allowance:**

**Program:** Customer Services  
**Fund:** DT2030 State Highway Fund (Appropriated)

	<b>Expenditure Categories</b>	<b>FY 2025</b>
<b>Program/Fund Total:</b>		-

**Issue:** 13 License Plate Volume and Cost Adjustment

**Calculated ERE:**  
**Uniform Allowance:**

**Program:** Customer Services  
**Fund:** DT2030 State Highway Fund (Appropriated)

	<b>Expenditure Categories</b>	<b>FY 2025</b>
7000	Other Operating Expenditures	(629.0)
<b>Program/Fund Total:</b>		(629.0)

**Issue:** 14 Printing/Envelope Cost Increase

**Calculated ERE:**  
**Uniform Allowance:**

## Funding Issue Detail

**Agency:** Department of Transportation

**Issue:** 14 Printing/Envelope Cost Increase

**Program:** Customer Services  
**Fund:** DT2030 State Highway Fund (Appropriated)

	Expenditure Categories	FY 2025
7000	Other Operating Expenditures	310.7
<b>Program/Fund Total:</b>		<b>310.7</b>

**Issue:** 15 Phoenix to Tucson Rail Corridor

**Calculated ERE:**  
**Uniform Allowance:**

**Program:**  
**Fund:**

	Expenditure Categories	FY 2025
<b>Program/Fund Total:</b>		-

**Issue:** 16 Technical Adjustments

**Calculated ERE:**  
**Uniform Allowance:**

**Program:** Transportation Support Services  
**Fund:** DT2030 State Highway Fund (Appropriated)

	Expenditure Categories	FY 2025
7000	Other Operating Expenditures	(3,068.8)
<b>Program/Fund Total:</b>		<b>(3,068.8)</b>

**Program:** SLI Spaying and Neutering of Animals Fund Deposit  
**Fund:** AA1000 General Fund (Appropriated)

	Expenditure Categories	FY 2025
6800	Aid To Organizations & Individuals	(550.0)
<b>Program/Fund Total:</b>		<b>(550.0)</b>



## Funding Issue Detail

**Agency:** Department of Transportation

**Issue:** 16 Technical Adjustments

**Program:** Intermodal Transportation Planning  
**Fund:** DT2226 Air Quality Fund (Appropriated)

	Expenditure Categories	FY 2025
6200	Professional & Outside Services	(250.0)
<b>Program/Fund Total:</b>		(250.0)

**Program:** Customer Services  
**Fund:** DT2030 State Highway Fund (Appropriated)

	Expenditure Categories	FY 2025
7000	Other Operating Expenditures	(701.7)
<b>Program/Fund Total:</b>		(701.7)

**Program:** Motor Vehicle Enforcement Services  
**Fund:** DT2030 State Highway Fund (Appropriated)

	Expenditure Categories	FY 2025
7000	Other Operating Expenditures	(336.8)
<b>Program/Fund Total:</b>		(336.8)

**Program:** SLI State Fleet Operations  
**Fund:** DT2226 Air Quality Fund (Appropriated)

	Expenditure Categories	FY 2025
<b>Program/Fund Total:</b>		-

**Program:** SLI State Fleet Operations  
**Fund:** DT4071 State Fleet Operations Fund (Appropriated)

	Expenditure Categories	FY 2025
7000	Other Operating Expenditures	(6,791.8)
<b>Program/Fund Total:</b>		(6,791.8)

## Funding Issue Detail

**Agency:** Department of Transportation

## Funding Issue Narrative

**Agency:** Department of Transportation

**Issue:** 1 FAST System Replacement

**Description of Issue:** FAST was developed in the early 1990's, and the system has been meeting ADOT's requirements for managing the contract process and monitoring and tracking the delivery of construction projects. However, FAST is approaching end of technical life and has become difficult to maintain and enhance. A replacement system is necessary as there is no back up to the current system. This is a multi-year project, and annual requests are anticipated through the FY 2028 budget request.

**Proposal:** Please see attached decision package.

**Alternatives Considered:** Please see attached decision package.

**Impact of Not Funding This Year:** Please see attached decision package.

**Statutory Reference:** Please see attached decision package.

**Equipment to be Purchased (if applicable):** Please see attached decision package.

**Classification of New Positions:** Please see attached decision package.

**Annualization(s):** Please see attached decision package.

**Alignment with Agency's Strategic Plan or Statutory Responsibilities:** Please see attached decision package.

**Impact on Historically Underserved, Marginalized, or Adversely Affected Groups:** Please see attached decision package.

**How has feedback been incorporated from groups directly impacted by proposal?:** Please see attached decision package.

**Description of how this furthers the Governor's priorities:** Please see attached decision package.

**Issue:** 2 Highway Maintenance – Inflation

**Description of Issue:** Arizona's highway system is essential to Arizona residents and their ability to go to work, recreate, and carry on their daily lives. Annual inflation increases the cost to maintain the state highway system. When highway Maintenance funding is not adjusted for inflation, ADOT is able to complete fewer maintenance activities each year. ADOT requests ongoing funding to prioritize the maintenance of the state highway system by funding inflation and ensuring that this vital infrastructure is safeguarded.

**Proposal:** Please see attached decision package.

**Alternatives Considered:** Please see attached decision package.

**Impact of Not Funding This Year:** Please see attached decision package.

**Statutory Reference:** Please see attached decision package.

**Equipment to be Purchased (if applicable):** Please see attached decision package.

## Funding Issue Narrative

<b>Agency:</b>	<b>Department of Transportation</b>
----------------	-------------------------------------

<b>Issue:</b>	<b>2</b>	<b>Highway Maintenance – Inflation</b>
---------------	----------	--

<b>Classification of New Positions:</b>	Please see attached decision package.
<b>Annualization(s):</b>	Please see attached decision package.
<b>Alignment with Agency's Strategic Plan or Statutory Responsibilities:</b>	Please see attached decision package.
<b>Impact on Historically Underserved, Marginalized, or Adversely Affected Groups:</b>	Please see attached decision package.
<b>How has feedback been incorporated from groups directly impacted by proposal?:</b>	Please see attached decision package.
<b>Description of how this furthers the Governor's priorities:</b>	Please see attached decision package.

<b>Issue:</b>	<b>3</b>	<b>Connecting Arizona: I-17 Flex Lane Maintenance</b>
---------------	----------	---

<b>Description of Issue:</b>	To alleviate congestion, Interstate 17 (I-17) is being expanded between Anthem Way and Sunset Point. Due to the mountainous terrain, which makes expansion difficult, two reversible Flex Lanes will be added from Black Canyon City to the Sunset Point rest area. ADOT has entered into a contract with the developer to maintain the Flex Lanes for three years (covering four fiscal years) after their opening as ADOT is not currently equipped with the necessary knowledge, training, and materials to maintain them. ADOT will assume the maintenance of the new features in FY 2028. This will be an ongoing issue throughout the contracted maintenance period as the contract has a clause that the annual rate paid to the contractor is adjusted for inflation.
<b>Proposal:</b>	Please see attached decision package.
<b>Alternatives Considered:</b>	Please see attached decision package.
<b>Impact of Not Funding This Year:</b>	Please see attached decision package.
<b>Statutory Reference:</b>	Please see attached decision package.
<b>Equipment to be Purchased (if applicable):</b>	Please see attached decision package.
<b>Classification of New Positions:</b>	Please see attached decision package.
<b>Annualization(s):</b>	Please see attached decision package.
<b>Alignment with Agency's Strategic Plan or Statutory Responsibilities:</b>	Please see attached decision package.
<b>Impact on Historically Underserved, Marginalized, or Adversely Affected Groups:</b>	Please see attached decision package.

## Funding Issue Narrative

**Agency:** Department of Transportation

**Issue:** 3 Connecting Arizona: I-17 Flex Lane Maintenance

**How has feedback been incorporated from groups directly impacted by proposal?:** Please see attached decision package.

**Description of how this furthers the Governor's priorities:** Please see attached decision package.

**Issue:** 4 Highway Maintenance - New Lane Miles

**Description of Issue:** The Arizona Department of Transportation (ADOT) is required to maintain and operate the new maintenance lane miles added to its inventory as a result of new highway construction. New lane miles require additional ongoing resources and service contracts to perform routine maintenance activities and maintain Arizona's highway infrastructure investment.

**Proposal:** Please see attached decision package.

**Alternatives Considered:** Please see attached decision package.

**Impact of Not Funding This Year:** Please see attached decision package.

**Statutory Reference:** Please see attached decision package.

**Equipment to be Purchased (if applicable):** Please see attached decision package.

**Classification of New Positions:** Please see attached decision package.

**Annualization(s):** Please see attached decision package.

**Alignment with Agency's Strategic Plan or Statutory Responsibilities:** Please see attached decision package.

**Impact on Historically Underserved, Marginalized, or Adversely Affected Groups:** Please see attached decision package.

**How has feedback been incorporated from groups directly impacted by proposal?:** Please see attached decision package.

**Description of how this furthers the Governor's priorities:** Please see attached decision package.

**Issue:** 5 Highway Maintenance – South Mountain Freeway

**Description of Issue:** ADOT has entered into a contract with a third party to maintain the south mountain freeway. The contract has a clause that the annual rate paid to the contractor is adjusted for inflation. This ongoing request is submitted annually to fund the increase in maintenance costs per the contract's inflation factor. ADOT is contractually bound to pay the contractor. This is an ongoing issue.

**Proposal:** Please see attached decision package.

## Funding Issue Narrative

<b>Agency:</b>	<b>Department of Transportation</b>
----------------	-------------------------------------

<b>Issue:</b>	<b>5 Highway Maintenance – South Mountain Freeway</b>
---------------	---

<b>Alternatives Considered:</b>	Please see attached decision package.
<b>Impact of Not Funding This Year:</b>	Please see attached decision package.
<b>Statutory Reference:</b>	Please see attached decision package.
<b>Equipment to be Purchased (if applicable):</b>	Please see attached decision package.
<b>Classification of New Positions:</b>	Please see attached decision package.
<b>Annualization(s):</b>	Please see attached decision package.
<b>Alignment with Agency's Strategic Plan or Statutory Responsibilities:</b>	Please see attached decision package.
<b>Impact on Historically Underserved, Marginalized, or Adversely Affected Groups:</b>	Please see attached decision package.
<b>How has feedback been incorporated from groups directly impacted by proposal?:</b>	Please see attached decision package.
<b>Description of how this furthers the Governor's priorities:</b>	Please see attached decision package.

<b>Issue:</b>	<b>6 Department Fleet Operations Fund Appropriation</b>
---------------	---

<b>Description of Issue:</b>	The Arizona Department of Transportation (ADOT) requests an ongoing increase of \$4,007,900 in the Department Fleet Operations Fund appropriation and corresponding increases in the appropriations that fund the activity that occurs in the fund. Those amounts are \$2,604,800 for the Highway Maintenance SLI, \$385,000 for the SHF/Lump Sum appropriation, and \$18,100 for the State Aviation Fund appropriation.
<b>Proposal:</b>	Please see attached decision package.
<b>Alternatives Considered:</b>	Please see attached decision package.
<b>Impact of Not Funding This Year:</b>	Please see attached decision package.
<b>Statutory Reference:</b>	Please see attached decision package.
<b>Equipment to be Purchased (if applicable):</b>	Please see attached decision package.
<b>Classification of New Positions:</b>	Please see attached decision package.
<b>Annualization(s):</b>	Please see attached decision package.
<b>Alignment with Agency's Strategic Plan or Statutory Responsibilities:</b>	Please see attached decision package.

## Funding Issue Narrative

**Agency:** Department of Transportation

**Issue:** 6 Department Fleet Operations Fund Appropriation

**Impact on Historically Underserved, Marginalized, or Adversely Affected Groups:** Please see attached decision package.

**How has feedback been incorporated from groups directly impacted by proposal?:** Please see attached decision package.

**Description of how this furthers the Governor's priorities:** Please see attached decision package.

**Issue:** 7 State Fleet Operations Adjustments

**Description of Issue:** A.R.S. §28-472 provides the Arizona Department of Transportation (ADOT) statutory authority and responsibility to manage the state motor vehicle fleet. Due to fluctuations in labor, fuel prices, parts, insurance, and other operating costs, ADOT anticipates that annual adjustments in appropriation authority to the State Fleet Operations Fund will be required. These adjustments are ongoing. In FY 2025, ADOT anticipates onboarding the Department of Children's Services (DCS) and Arizona School for the Deaf and Blind (ASDB) fleets. There are one-time costs associated with onboarding.

**Proposal:** Please see attached decision package.

**Alternatives Considered:** Please see attached decision package.

**Impact of Not Funding This Year:** Please see attached decision package.

**Statutory Reference:** Please see attached decision package.

**Equipment to be Purchased (if applicable):** Please see attached decision package.

**Classification of New Positions:** Please see attached decision package.

**Annualization(s):** Please see attached decision package.

**Alignment with Agency's Strategic Plan or Statutory Responsibilities:** Please see attached decision package.

**Impact on Historically Underserved, Marginalized, or Adversely Affected Groups:** Please see attached decision package.

**How has feedback been incorporated from groups directly impacted by proposal?:** Please see attached decision package.

**Description of how this furthers the Governor's priorities:** Please see attached decision package.

## Funding Issue Narrative

**Agency:** Department of Transportation

**Issue:** 8 ADOT Fuel – Keeping Arizona on the Road

**Description of Issue:** The Arizona Department of Transportation (ADOT) Equipment Services (EQS) requests \$5,159,400 ongoing additional appropriation in both the State Highway Fund/Lump Sum Appropriation and the State Highway Fund Maintenance SLI for FY 2025 so that EQS can continue to purchase the fuel required to maintain ADOT's current level of operations and support an anticipated increased workload in FY 2025.

**Proposal:** Please see attached decision package.

**Alternatives Considered:** Please see attached decision package.

**Impact of Not Funding This Year:** Please see attached decision package.

**Statutory Reference:** Please see attached decision package.

**Equipment to be Purchased (if applicable):** Please see attached decision package.

**Classification of New Positions:** Please see attached decision package.

**Annualization(s):** Please see attached decision package.

**Alignment with Agency's Strategic Plan or Statutory Responsibilities:** Please see attached decision package.

**Impact on Historically Underserved, Marginalized, or Adversely Affected Groups:** Please see attached decision package.

**How has feedback been incorporated from groups directly impacted by proposal?:** Please see attached decision package.

**Description of how this furthers the Governor's priorities:** Please see attached decision package.

**Issue:** 9 State Fleet Replacement Funding

**Description of Issue:** The Arizona Department of Transportation (ADOT) collects recapitalization fees for all new State Fleet vehicles for the first 84 months of the vehicle's lifecycle. When ADOT assumed control of the State Fleet, more than half the Fleet was older than 84 months, and, because of this, the vehicles most in need of replacement had no recapitalization being collected. ADOT is requesting replacement funding for vehicles that have reached the end of their lifecycle and do not have recapitalization funding available. ADOT expects this to be an annual issue until all State Fleet vehicles fall within the full recapitalization cycle.

**Proposal:** Please see attached decision package.

**Alternatives Considered:** Please see attached decision package.

**Impact of Not Funding This Year:** Please see attached decision package.

**Statutory Reference:** Please see attached decision package.

**Equipment to be Purchased (if applicable):** Please see attached decision package.



## Funding Issue Narrative

**Agency:** Department of Transportation

**Issue:** 9 State Fleet Replacement Funding

**Classification of New Positions:** Please see attached decision package.

**Annualization(s):** Please see attached decision package.

**Alignment with Agency's Strategic Plan or Statutory Responsibilities:** Please see attached decision package.

**Impact on Historically Underserved, Marginalized, or Adversely Affected Groups:** Please see attached decision package.

**How has feedback been incorporated from groups directly impacted by proposal?:** Please see attached decision package.

**Description of how this furthers the Governor's priorities:** Please see attached decision package.

**Issue:** 10 Agency Software Support

**Description of Issue:** ADOT Information Technology Group (ITG) is requesting ongoing funds in the amount of \$1,409,000 to support the Arizona Department of Transportation (ADOT) mission: Connecting AZ. Everyone. Everywhere. Everyday. The software is integral to providing safe highways to Arizonans and supports the ongoing operations of ADOT. If unfunded, ADOT traffic operations may be impacted, including emergency notifications to the public and responsible law enforcement response for hazard mitigation (crashes, disabled vehicles, and debris) as well as ADOT infrastructure maintenance, inspection, notification and repair.

**Proposal:** Please see attached decision package.

**Alternatives Considered:** Please see attached decision package.

**Impact of Not Funding This Year:** Please see attached decision package.

**Statutory Reference:** Please see attached decision package.

**Equipment to be Purchased (if applicable):** Please see attached decision package.

**Classification of New Positions:** Please see attached decision package.

**Annualization(s):** Please see attached decision package.

**Alignment with Agency's Strategic Plan or Statutory Responsibilities:** Please see attached decision package.

**Impact on Historically Underserved, Marginalized, or Adversely Affected Groups:** Please see attached decision package.

## Funding Issue Narrative

**Agency:** Department of Transportation

**Issue:** 10 Agency Software Support

**How has feedback been incorporated from groups directly impacted by proposal?:** Please see attached decision package.

**Description of how this furthers the Governor's priorities:** Please see attached decision package.

**Issue:** 11 MVD Security Modernization (Phase 3)

**Description of Issue:** In order to protect employees, customers, and buildings, ADOT is requesting funds to increase security by upgrading security systems at nine of ADOT's 42 MVD offices. This request is phase 3 of a 5-phase project to increase security at MVD locations. Security audits have been completed at all locations to ensure maximum efficiency with the project. The request will harden building security, improve electronic deterrent equipment, install panic alarms, and install badge readers.

**Proposal:** Please see attached decision package.

**Alternatives Considered:** Please see attached decision package.

**Impact of Not Funding This Year:** Please see attached decision package.

**Statutory Reference:** Please see attached decision package.

**Equipment to be Purchased (if applicable):** Please see attached decision package.

**Classification of New Positions:** Please see attached decision package.

**Annualization(s):** Please see attached decision package.

**Alignment with Agency's Strategic Plan or Statutory Responsibilities:** Please see attached decision package.

**Impact on Historically Underserved, Marginalized, or Adversely Affected Groups:** Please see attached decision package.

**How has feedback been incorporated from groups directly impacted by proposal?:** Please see attached decision package.

**Description of how this furthers the Governor's priorities:** Please see attached decision package.

**Issue:** 12 Driver License Volume and Cost Adjustment

**Description of Issue:** The Arizona Department of Transportation's (ADOT's) Motor Vehicle Division (MVD) issues driver licenses and identification cards. As the volume of credentials changes due to population changes, there is no mechanism to automatically adjust the operating budget appropriation to reflect the production cost. This is an ongoing baseline issue that is revisited annually.

## Funding Issue Narrative

<b>Agency:</b>	<b>Department of Transportation</b>
----------------	-------------------------------------

<b>Issue:</b>	<b>12</b>	<b>Driver License Volume and Cost Adjustment</b>
---------------	-----------	--

<b>Proposal:</b>	Please see attached decision package.
<b>Alternatives Considered:</b>	Please see attached decision package.
<b>Impact of Not Funding This Year:</b>	Please see attached decision package.
<b>Statutory Reference:</b>	Please see attached decision package.
<b>Equipment to be Purchased (if applicable):</b>	Please see attached decision package.
<b>Classification of New Positions:</b>	Please see attached decision package.
<b>Annualization(s):</b>	Please see attached decision package.
<b>Alignment with Agency's Strategic Plan or Statutory Responsibilities:</b>	Please see attached decision package.
<b>Impact on Historically Underserved, Marginalized, or Adversely Affected Groups:</b>	Please see attached decision package.
<b>How has feedback been incorporated from groups directly impacted by proposal?:</b>	Please see attached decision package.
<b>Description of how this furthers the Governor's priorities:</b>	Please see attached decision package.

<b>Issue:</b>	<b>13</b>	<b>License Plate Volume and Cost Adjustment</b>
---------------	-----------	---

<b>Description of Issue:</b>	The Arizona Department of Transportation's (ADOT) Motor Vehicle Division (MVD) is requesting a funding adjustment for license plate production in FY 2025. Plates are produced by the Department of Corrections' Arizona Correctional Industries (ACI) program. In FY 2022, ACI updated its equipment and moved to an on-demand production model. ADOT submits an annual baseline budget issue to address volume and cost changes in license plate production.
<b>Proposal:</b>	Please see attached decision package.
<b>Alternatives Considered:</b>	Please see attached decision package.
<b>Impact of Not Funding This Year:</b>	Please see attached decision package.
<b>Statutory Reference:</b>	Please see attached decision package.
<b>Equipment to be Purchased (if applicable):</b>	Please see attached decision package.
<b>Classification of New Positions:</b>	Please see attached decision package.
<b>Annualization(s):</b>	Please see attached decision package.

## Funding Issue Narrative

**Agency:** Department of Transportation

**Issue:** 13 License Plate Volume and Cost Adjustment

**Alignment with Agency's Strategic Plan or Statutory Responsibilities:** Please see attached decision package.

**Impact on Historically Underserved, Marginalized, or Adversely Affected Groups:** Please see attached decision package.

**How has feedback been incorporated from groups directly impacted by proposal?:** Please see attached decision package.

**Description of how this furthers the Governor's priorities:** Please see attached decision package.

**Issue:** 14 Printing/Envelope Cost Increase

**Description of Issue:** The Arizona Department of Transportation's (ADOT) Motor Vehicle Division (MVD) is required by statute to provide different types of legal documents to its customers, often by mail. The long-term contract for forms and envelopes expired, and prices in the new State contract are substantially higher. The FY 2024 budget provided one-time funding while the contract was finalized. This is an ongoing request based on the new contract.

**Proposal:** Please see attached decision package.

**Alternatives Considered:** Please see attached decision package.

**Impact of Not Funding This Year:** Please see attached decision package.

**Statutory Reference:** Please see attached decision package.

**Equipment to be Purchased (if applicable):** Please see attached decision package.

**Classification of New Positions:** Please see attached decision package.

**Annualization(s):** Please see attached decision package.

**Alignment with Agency's Strategic Plan or Statutory Responsibilities:** Please see attached decision package.

**Impact on Historically Underserved, Marginalized, or Adversely Affected Groups:** Please see attached decision package.

**How has feedback been incorporated from groups directly impacted by proposal?:** Please see attached decision package.

## Funding Issue Narrative

<b>Agency:</b>	<b>Department of Transportation</b>
----------------	-------------------------------------

<b>Issue:</b>	<b>14</b>	<b>Printing/Envelope Cost Increase</b>
---------------	-----------	--

**Description of how this furthers the Governor's priorities:** Please see attached decision package.

<b>Issue:</b>	<b>15</b>	<b>Phoenix to Tucson Rail Corridor</b>
---------------	-----------	--

**Description of Issue:** The Arizona Department of Transportation (ADOT) may be in need of additional funds, in an amount to be determined, for the administration costs associated with a possible grant awarded from the Federal Railroad Administration (FRA) Corridor Identification and Development (CID) program. The estimated timeframe on receiving notice of funding is Fall 2023. The proposed Phoenix-Tucson Corridor will accommodate regional passenger rail service between the two major metropolitan areas in the State of Arizona. This intercity service will reestablish a connection that was terminated in June of 1996, leaving the Phoenix region with no passenger rail service. Phoenix is the largest city in the country with no intercity passenger rail service. The new service would provide up to three daily round trips, and the 120-mile corridor would use the existing Union Pacific (UP) freight railroad tracks, with station stops between Tucson and Buckeye, Arizona. The rapidly growing demand between the two regions needs the sustainable, dependable, and efficient alternative that the rail service would provide to complement the one major highway linking them.

**Proposal:** Please see attached decision package.

**Alternatives Considered:** Please see attached decision package.

**Impact of Not Funding This Year:** Please see attached decision package.

**Statutory Reference:** Please see attached decision package.

**Equipment to be Purchased (if applicable):** Please see attached decision package.

**Classification of New Positions:** Please see attached decision package.

**Annualization(s):** Please see attached decision package.

**Alignment with Agency's Strategic Plan or Statutory Responsibilities:** Please see attached decision package.

**Impact on Historically Underserved, Marginalized, or Adversely Affected Groups:** Please see attached decision package.

**How has feedback been incorporated from groups directly impacted by proposal?:** Please see attached decision package.

**Description of how this furthers the Governor's priorities:** Please see attached decision package.

<b>Issue:</b>	<b>16</b>	<b>Technical Adjustments</b>
---------------	-----------	------------------------------

**Description of Issue:** Every year, the Arizona Department of Transportation (ADOT) will have several funds with a net change in expenditures. Expenditures vary for a variety of reasons, including the elimination of one-time funding sources, year-to-year variations in grants or other funding sources, and the completion of projects. This issue adjusts ADOT's base to correspond to these changes.

## Funding Issue Narrative

**Agency:** Department of Transportation

**Issue:** 16 Technical Adjustments

**Proposal:** Please see attached decision package

**Alternatives Considered:** Please see attached decision package

**Impact of Not Funding This Year:** Please see attached decision package

**Statutory Reference:** Please see attached decision package

**Equipment to be Purchased (if applicable):** Please see attached decision package

**Classification of New Positions:** Please see attached decision package

**Annualization(s):** Please see attached decision package

**Alignment with Agency's Strategic Plan or Statutory Responsibilities:** Please see attached decision package

**Impact on Historically Underserved, Marginalized, or Adversely Affected Groups:** Please see attached decision package

**How has feedback been incorporated from groups directly impacted by proposal?:** Please see attached decision package

**Description of how this furthers the Governor's priorities:** Please see attached decision package

# Arizona Department of Transportation

## FY 2025 Decision Package

**Title: FAST System Replacement**

**Priority: 1**

**FTE: 0 Request: \$1,885,000**

Fund Source:

State Highway Fund (DT2030)

\$1,885,000

### SUMMARY:

FAST was developed in the early 1990's, and the system has been meeting the Arizona Department of Transportation's (ADOT) requirements for managing the contract process and monitoring and tracking the delivery of construction projects. However, FAST is approaching end of technical life and has become difficult to maintain and enhance. A replacement system is necessary as there is no back up to the current system. This is a multi-year project, and annual requests are anticipated through the FY 2028 budget request.

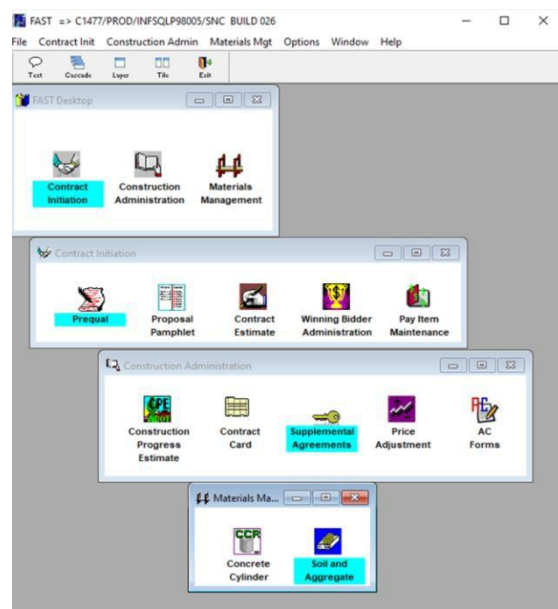
### BACKGROUND:

The Field Office Automated System, also known as "FAST," was developed in-house by ADOT circa early 1990's. The system has three major modules: contract initiation, construction administration, and materials management.

The contract initiation module is where the contract and all bid items are initially set up, the engineer's estimate, including contractor time, is built per project plans and specifications. It also houses the contractor pre-qualification information that includes financial validation and work experience. In this module the contractor bid is housed so it can be referenced in future projects.

The bid items and amounts are then pulled into the construction administration workflow. It is here where all project activity is documented, such as time elapsed and quantities constructed, therefore generating a pay estimate to the contractor. There is also functionality in this module to implement and track any supplemental agreement activity, sub-contractor approval, and construction contract payment activity. Contractor payment processed within the system for FY 2023 totaled ~\$1.7 billion dollars.

The third module, Materials Management, is for all project related acceptance testing. The system completes



the calculations that are reconciled back to the financial data for proper payment.


The system has limited reporting capability that allows review of cost trends, schedule trends, specific project activity, system activity or activity within a specific time period. In addition, specific expenditure information required for analysis can be extracted. The FAST system also uploads data to other automation platforms for monitoring federal compliance as it relates to Disadvantaged Business Enterprise (DBE) activity and compliance with the Davis Bacon Wage requirements.

Exhibit 1 includes additional detail about the offices/groups (users) that use the system and how the system is utilized.

ADOT faces four major risks to critical ADOT operations with continuing to operate the mission critical Fast system. Those challenges are as follows:

**Risk #1: Immediate Security Risks – Addressed**

The software platform version for this system; PowerBuilder<sup>®</sup>™ (legacy software), is server based and is powered by a Microsoft server called “SQL 2008 R2”. Microsoft supports each of their servers for 5 years and an additional 5 years with an extended support subscription (up to 10 years total). The support includes security updates, non-security updates, and vendor support. Once Microsoft no longer supports the server, the machines will be at risk for cyber attacks if the user continues to use it. On July 09, 2019, the extended support for SQL 2008 R2 ended and the entire ‘engine’ behind FAST was unable to receive security updates or support from the vendor. That produces considerable risk, in that the framework from almost 30-years ago has matured considerably to account for the current computing processing speeds and data- transfer improvements.



In order for the current FAST system to run safely, ADOT’s only option was to upgrade both the server and PowerBuilder to a newer version. During late CY 2020 and early CY 2021 ADOT upgraded to “SQL Server 2019” and “PowerBuilder 2019”. The upgrades’ ONLY purpose was to enhance system security. There were no performance enhancements to increase speed, eliminate waste, improve system efficiency, etc. The support for SQL Server 2019 ends on January 07, 2025 (Jan 2030 with an extended subscription). The security and software upgrades extended the life of the current system by a few years, which provides ADOT critical time to identify and implement a replacement system.

**Risk #2: System is Outdated, Does Not Allow for Enhancements, and is Approaching End of Life**

The FAST System was developed in-house circa early 1990’s. The system is outdated and at the end of its lifecycle. The ability to make modifications is limited to hiring contracted services that are also constrained due to the lack of knowledgeable vendors. FAST is functionally obsolete. ADOT requires a new system that is built based on today’s business processes and that positions ADOT for project management into the future. Some of the existing limitations of the FAST system include:

- FAST was developed based on a 1980s Business Model, with updates included for the roll out of the system. As business needs change, we have not been able to implement changes to keep up



to date.

- As Federal and State requirements change, modifications are difficult or impossible to provide within the existing FAST system.
- Staff has created many work arounds and solutions within other applications to meet day-to-day requirements. Often with additional staff time, additional systems and resources are required. These outside systems may not integrate with FAST, and multiple outside systems may present quality issues with data that takes additional time to verify. For example, the pay factors in the Mix/Compaction Report are calculated incorrectly due to the fact that the upper limits are being calculated incorrectly in the program. As a result, staff members must calculate outside the system using spreadsheets and then re-enter the data.

### *Risk #3: Limited Pool of Employees with Knowledge to Maintain the System*

The system is programmed in PowerBuilder, which is an older programming language and no longer provides a sustainable model to support a custom application. It is not a desirable coding language for those seeking education and/or entering the job market. The single point of failure and risk for the system is experience and knowledge. The coding is increasingly being phased out, rarely taught, and hiring individuals with this experience and coding knowledge is extremely challenging. ADOT currently has no employees who know the programming language and can maintain the system. ADOT currently contracts with one individual who maintains the system. It has taken up to 8 weeks to fill when contract staff needs to be replaced.

### *Risk #4: Reliability of the current FAST System*

The system does have challenges with contractors providing updates and ensuring uninterrupted service. At times ADOT has attempted to apply updates and/or fixes to the FAST system that have resulted in components that stop working or result in data errors. If certain components do malfunction and there is a substantial lag to get a contractor onboard, critical ADOT responsibilities may be impacted such as:

- Federal reimbursements for eligible work completed during an extended outage. ADOT would lack the ability to document that the contract requirements were met.
- ADOT would have difficulty, or it may not even be possible to bid projects during that time, resulting in a delay of award.
- Inability to provide on time test results to construction offices for acceptance of material testing requirements verification. This could result in delay of project or reworking existing construction activities.

ADOT has taken steps to address the system security challenges. However, the outdated system, inability to make system enhancements, limited employment pool to maintain the system, and risk to the reliability of the system are concerns that must be addressed. Due to the importance and critical nature of the system in project management and delivering billions of dollars in projects, this level of risk to ADOTs (and the State of Arizona's) sustainability is not acceptable. Replacement of a system of this scope will require time, and ADOT must begin the process of identifying and implementing a system replacement now. If the request is funded a new system won't be operational until FY 2027 at the earliest.

### **OPTIONS CONSIDERED AND REASONS FOR REJECTION:**

The only alternative considered is to continue using the legacy application as it is today. This option was

rejected as it carries too high a risk to ADOT operations and project delivery. Approximately \$1.7 billion of contractor payments were processed within the FAST system during FY 2023. The risk of maintaining the legacy application is not in alignment with ADOT's strategic initiatives, and moving to a more sustainable, cloud-based solution with reduced risk is a primary goal.

**RECOMMENDED OPTION:**

ADOT received \$300,000 in FY 2023 to plan for the replacement of the FAST system. This funding has been utilized to develop an initial inventory of business needs for the new system, gather information on potential solutions through a market scan and Request for Information (RFI) process, prepare a detailed implementation roadmap and update the cost estimate for the implementation effort based on the market scan and roadmap.

Based on this initial planning work, ADOT is requesting additional funding of \$1,885,000 to procure the replacement of the FAST system. ADOT anticipates replacing FAST and several related ancillary systems with a next-generation Capital Project Delivery System (CPDS) based on commercial off the shelf software solutions (COTS). CPDS will support ADOT's capital project delivery lifecycle from the preparation of specifications, through project letting and contract award, management of the construction phase of work and the construction contract(s), tracking of the testing of materials used on construction projects and management of the construction hand-over process. CPDS shall support various contracting methods including but not limited to design-bid-build and design-build. CPDS will support, at a minimum, functions like Preconstruction Management, Construction, and Materials Testing. Please see exhibit 2 for more details on the functions. In addition to the specific business functionality, the new ADOT CPDS will also provide additional general capabilities and a number of benefits. Please see exhibit 3 for more details of the additional capabilities and Exhibit 4 for more details about the benefits the new CPDS can provide.

Exhibit 5 provides additional cost detail of the request for Phase 2 and 3. Exhibit 6 provides additional cost detail on the estimated ongoing operating cost.

The proposed timeline for the implementation will span five years (FY 2023, FY 2025, FY 2026, FY 2027, and FY 2028) and is broken down into three project phases: (1) FAST replacement planning, project scoping (FY 2023); (2) solution procurement (FY 2025); (3) project development and implementation which is anticipated to be done in multiple phases beginning in late FY 2025 through mid FY 2028; and (4) system sustainability and operations which will begin with the go live of the first phase in FY 2027. On this timeline, the new CPDS will be fully implemented prior to the end of extended support for SQL Server 2019. However, the proposed timeline will require a two-year extension until January 2028 of the current support and service agreement for SQL Server 2019. The table below provides additional detail about the project phases and includes estimated cost for each phase of the project.

**Project Phases, Timeline, Cost Estimates**

<b>Project Phases</b>	<b>FY 2023 Funded</b>	<b>FY 2024 Requested<sup>1</sup></b>	<b>FY 2025 Requested</b>	<b>FY 2026 Requested</b>	<b>FY 2027 Requested</b>	<b>FY 2028 Requested</b>
<i>(1) FAST Replacement Planning; Project Scoping</i> Define need, develop project investment justification, and hire consultant	\$300,000					
<i>(2) Solution Procurement</i> Define detailed requirements, prepare Request for Proposal (RFP) , receive and evaluate proposals, negotiate contract and select solution			\$570,000			
<i>(3) Project Development &amp; Implementation</i> System setup and configuration; testing; staff training; go-live. Anticipated to be done in two phases with preconstruction management and construction management targeted for go-live in Summer 2026 and materials testing functionality in Fall 2027			\$1,315,000	\$5,510,000	\$3,210,000	\$2,196,000
<i>(4) System Sustainability &amp; Operations</i> System support, software licensing and maintenance (these costs are ongoing)					\$350,000- \$450,000	\$500,000- \$700,000

The FY 2025 request is for Project Phase 2: Solution Procurement and Project Phase 3: Project Development and Implementation. ADOT has confirmed that a project investment justification (PIJ) is required for this request. Exhibit 7 at the end of the document provides a more detailed breakdown of the proposed timeline for the procurement and project development and implementation phases of the project.

The cost estimate for project phases 2 and 3 is based on a review of systems conducted in 2022, the experience of the consultant team performing Phase 1 and the information received through the RFI performed in March 2023. However, actual costs will vary depending on the advertised and awarded contract. The midpoint of the expected project development and system implementation cost has been used for purposes of establishing the budget request. The cost estimate for Phase 4: System Sustainability and Operations is provided as a range based on our market research to date, with future budget requests for ongoing operations to be finalized based on the software subscription cost negotiated with the selected

---

<sup>1</sup> No funding was requested in FY 2024 because ADOT was still working on finding a viable solution.

solution provider.

During FY 2022, the following systems were reviewed and software demonstrations were provided by the developer. These demonstrations allowed for a sampling of what functionality is available, what technologies are being incorporated and how other transportation departments are advancing technologies in their operations.

Company	Customers	Website Address
ATSER	New York DOT, Massachusetts DOT	<a href="https://www.atser.com/">https://www.atser.com/</a>
AASHTOWare	Minnesota DOT, Montana DOT	<a href="https://www.aashtoware.org/">https://www.aashtoware.org/</a>
Autodesk/Aurigo	Utah DOT	<a href="https://www.aurigo.com/autodesk/">https://www.aurigo.com/autodesk/</a>
Oracle	Washington DOT, Delaware DOT	<a href="https://www.oracle.com/industries/construction-engineering/products/">https://www.oracle.com/industries/construction-engineering/products/</a>
Kahua	General Contractors	<a href="https://www.kahua.com/">https://www.kahua.com/</a>
ProCore	General Contractors	<a href="https://www.procore.com/">https://www.procore.com/</a>

During FY 2023, an RFI was issued as part of Phase 1 to gather additional information from the vendor community to help development of a planning level cost estimate and timeline for implementing a new system. Vendors were asked to respond to questions about the functionality available in their system, the anticipated timeline for implementing their proposed solution for an organization the size of ADOT and a planning level cost estimate for implementing their proposed solution. Responses to the RFI were received from seven (7) vendors in March 2023 as follows:

- AASHTOWare
- Aurigo Software Technologies, Inc.
- Bigfork Technologies, Inc.
- D.R. McNatty & Associates, Inc.
- exeVision, Inc.
- HKA Global, Inc.
- Trimble, Inc.

**IMPACT OF NOT FUNDING IN THIS YEAR:**

If the legacy hardware supporting this application was to fail, or knowledgeable key personnel were to leave, ADOT would be unable to support the application, this program language is old enough that it is rarely taught and would require specialized training. This places at risk ADOTs ability to effectively advertise and bid construction projects and to administer day-to-day construction operations. In addition, using antiquated technology increases cybersecurity risks.

There is no viable backup system to FAST. It is not a viable option to manage and track project data manually and there are no other automated options able to perform this function. If the system were not operational operations would be at a standstill, project delivery would suffer, and project management information would be unavailable.

## **PROMOTING EQUITABLE OUTCOMES**

1. How does this funding request impact existing equity gaps for historically underserved, marginalized, or adversely affected groups, positively or negatively?

The Federal Highway Administration (FHWA) and other funders, the National Environmental Policy Act of 1969 (NEPA), Title VI of the Civil Rights Act of 1964, the Americans with Disabilities Act, Equal Employment Opportunity (EEO), EEO Contractor Compliance, On the Job Training (OJT), Disadvantaged Business Enterprise (DBE), and the Executive Orders for Environmental Justice and Limited English Proficiency require that historically underserved, marginalized, or adversely affected groups receive outreach before any major highway study or project is undertaken. Projects and studies that have a disproportionate impact on these groups must be redesigned to accommodate their needs. Once this process is complete, FAST enables ADOT to correctly report how the funding for the new infrastructure was used. Without FAST, ADOT would be unable to accurately capture the information required to simultaneously manage the number of projects in its current portfolio.

2. How has the department included voices/feedback in the decision-making process of people that will be directly impacted by the spending plan implementation and the groups that will be targeted? How has this input affected the request?

The development of ADOT's Five-Year Transportation Program involves extensive public outreach and participation, all of which must be documented. For ADOT, the project approval process includes presentation to the State Transportation Board, followed by one or more Public Hearings, before gaining final approval from the Board. ADOT is required to include voices representative of all of the Arizona residents who live near new, expanded, or rehabilitated infrastructure and who travel it regularly. FAST enables ADOT to complete the projects authorized through this process, and information from the system is used to brief the stakeholders.

## **OUTCOMES SUPPORTED:**

This issue incorporates the Governor's goals as outlined in the Blueprints as shown below:

- affordable and thriving economy
- infrastructure

This issue also incorporates ADOT's strategic plan goals as follows:

- promoting transportation safety and
- maximizing resources

## **PERFORMANCE MEASURES TO QUANTIFY SUCCESS OF THE SOLUTION:**

Promote Transportation Safety, Deliver Value to the Customer and Maximize Resources On Time and On Budget Construction

% Design Delivery – getting projects designed and bid on time

## **STATUTORY REFERENCE:**

A.R.S. §28-363 Duties of the director; administration

**EQUIPMENT TO BE PURCHASED IF APPLICABLE:** N/A

**PROJECT INVESTMENT JUSTIFICATION (PIJ):** The draft PIJ is available upon request (DT24006).

**CLASSIFICATION OF POSITIONS:** N/A

**ANNUALIZATIONS:**

As shown above, ADOT anticipates submitting decision packages for FY 2026 (project development and implementation), FY 2027 (implementation and system sustainability & operations), and FY 2028 (implementation and system sustainability & operations). The cost ranges provided in the table above are estimates and subject to change once project scoping is complete and a contract awarded.

**Exhibit 1: FAST System Users and Utilizations**

Office/Group	FAST Utilization
<b>Contract &amp; Specification</b>	Building estimates, detailed estimates, agreement estimates, bid schedule, advertising projects, issuing addendums, bid tabulations, contractor prequalification, bid items lists, maintaining bid items
<b>Field Reports</b>	Ad-Hoc reports, Contract dates, labor compliance, setup up LCP tracker certified payroll, subcontractor information, monitor contractor payments, State Transportation Board reports, supplemental agreements, budget, Asphalt Concrete (AC) payment forms
<b>Materials</b>	Data management tool to collect, analyze, store and transmit material testing information on construction projects. Provides a standard work format for the administration of the QA program
<b>Project Resource Office</b>	Project data, contract card, bid information for Estimated Engineering Construction Cost (E2C2) website, final acceptance/completion dates
<b>Construction</b>	Project information, review supplemental agreements, evaluate CE costs, evaluate trends related to project cost, review project information for claims, generate reports
<b>Finance</b>	Verify expenditure data for grant reporting, review project milestone dates, out of balances, information for preparing encumbrances, schedule notes, reviewing and verifying supplemental agreements, review detailed estimates, review liquidated damages, ensure all documents are finished for close out, contractor payments
<b>Construction Districts</b>	Create, process and track project progress payments, generate sub items, log and track contract time, project expenditures and budget, initiate budget increase, reports, supplemental agreements, track materials samples and results, project closeout
<b>State Engineers Office</b>	Metrics Reporting

## Exhibit 2: Details of Supported Functions

<b>Details of Supported Functions</b>	
<b>Preconstruction Management</b>	<ul style="list-style-type: none"> <li>• Provide a historical repository of bid item prices including prices for both the awarded contractor and other vendors proposing on a project, and prices for change orders on construction contracts;</li> <li>• Support preparation of ADOT’s independent cost estimate before project letting;</li> <li>• Manage the project letting and award process</li> </ul>
<b>Construction Management</b>	<ul style="list-style-type: none"> <li>• Manage the construction contract</li> <li>• Manage project records and documentation;</li> <li>• Manage various project logs including a risk register, issues log, action items log and decision log among others;</li> <li>• Track/manage contract closeout and</li> <li>• Track/manage asset hand-over process including potential integration with ADOT asset management systems.</li> </ul>
<b>Materials Testing</b>	<ul style="list-style-type: none"> <li>• Provide an end-to-end laboratory information management system (LIMS) capability that tracks a sample from the time it is taken in the field, through being logged in at the lab and all test performed on that sample;</li> <li>• Track request for new mix designs and use of mix designs on projects;</li> <li>• Manage an approved product list;</li> <li>• Maintain sampling guidelines for a wide range of materials used on construction;</li> <li>• Support acceptance of products based for use on projects based on manufacturer or approved third party certifications;</li> <li>• Support calculation and recording of test results for various types of tests performed in the lab;</li> <li>• Support recording of test results for samples taken and tests performed by State staff or the contractor including independent assurance samples;</li> <li>• Support quality assurance/quality control testing for a construction project;</li> <li>• Provide automatic alerts when an independent assurance test is needed;</li> <li>• Support integration with test equipment to obtain test results and reduce data entry required by ADOT Materials staff;</li> <li>• Perform materials certification for a construction project, ensuring sufficient tests have been performed based on quantities of materials utilized/placed on a project. Highlight discrepancies on an ongoing basis throughout the project to facilitate mitigation of the issue.</li> </ul>

### Exhibit 3: Other Expected Features and Capabilities

#### Other Expected Features and Capabilities

- Provide for construction management functionality typically used at the project site to be mobile enabled with the system architected to allow for offline use with automatic synchronization when a user reconnects to the network
- Provide sketch functionality to calculate dimensions
- Incorporate field level validation to track data entry issues
- Capture GPS/location data
- Provide a ball-in-court function to support tracking of assignments and due dates for these assignments for project team members
- Provide for escalation workflow processes between contractors and ADOT
- Provide a robust end-user reporting function with capability to create management dashboards to monitor key project activities
- Provide document management capabilities within the solution in order to serve as a repository of project documents during the construction phase, but also support integration with other leading content management and collaboration software solutions which may be utilized by ADOT (for example OnBase, SharePoint, Adobe Workfront)
- Provide electronic signature functionality with the ability to restrict confidential information within a document sent for electronic signature (ex. ADOT change order cost analysis that may be contained within a contract document package)



#### Exhibit 4: Other Expected Features and Capabilities

##### Benefits of the New CPDS

- Features of a cloud-based application to allow outside vendors, consultants, and inspectors access if an internet connection is available. This provides near-time and real-time information for reporting and tracking of projects.
- Elimination/consolidation of a number of “side systems” by supporting needed functionality within the new CDPS application.
- Providing a framework for greater digitization of ADOT construction process.
- Improved document control that would eliminate the need for external spreadsheets or stand-alone supplemental data systems, and would improve data reliability.
- Integration of the newest GPS location data systems for roadway features that would streamline Federal Compliance of asset management.
- Improved hand-off of asset information from construction to ADOT maintenance staff to support asset management and ongoing operations.
- Enhanced reporting capabilities to support monitoring of project status by ADOT management and to reduce time required to respond to requests from policy makers or external stakeholders.
- Better communication and interaction with external partners that currently can only be done by printing documents and emailing. The system should allow access and data entry by external partners where information is shared and logged within the system.
- A larger pool of contracted vendors of information technology staff who could maintain and service the new software solution in a timely manner.

**Exhibit 5: Estimated Cost for Phase 2 and Phase 3 –  
Procurement and Project Development**

	FY 2025	FY 2026	FY 2027	FY 2028	Total
<b>FAST Replacement Procurement and Contract</b>					
Consultant Services for RFP Prep and Proposal Eval Support	\$ 450,000	\$ -	\$ -	\$ -	\$ 450,000
Contracted ITG Project Manager	\$ 67,500	\$ -	\$ -	\$ -	\$ 67,500
Contracted ITG Business Analyst	\$ 52,500	\$ -	\$ -	\$ -	\$ 52,500
<b>Subtotal: FAST Replacement Procurement and Contract</b>	<b>\$ 570,000</b>	<b>\$ -</b>	<b>\$ -</b>	<b>\$ -</b>	<b>\$ 570,000</b>
<b>Project Development and Implementation</b>					
Software Subscriptions During Implementation	\$ 250,000	\$ 350,000	\$ 150,000	\$ -	\$ 750,000
Soution Implementer/Systems Integrator	\$ 900,000	\$ 4,500,000	\$ 2,400,000	\$ 1,800,000	\$ 9,600,000
Owners Representative Consultant Services	\$ 125,000	\$ 500,000	\$ 500,000	\$ 300,000	\$ 1,425,000
Contracted ITG Project Manager	\$ 22,500	\$ 90,000	\$ 90,000	\$ 54,000	\$ 256,500
Contracted IT Business Analyst	\$ 17,500	\$ 70,000	\$ 70,000	\$ 42,000	\$ 199,500
<b>Subtotal: Project Development and Implementation</b>	<b>\$ 1,315,000</b>	<b>\$ 5,510,000</b>	<b>\$ 3,210,000</b>	<b>\$ 2,196,000</b>	<b>\$ 12,231,000</b>
<b>Total: Procurement, Prjobject Development and Implementatio</b>	<b>\$ 1,885,000</b>	<b>\$ 5,510,000</b>	<b>\$ 3,210,000</b>	<b>\$ 2,196,000</b>	<b>\$ 12,801,000</b>

**Exhibit 6: Estimated Cost for Phase 4 – System Sustainability and Operations**

	FY 2025	FY 2026	FY 2027	FY 2028	Total
<b>System Sustainability and Operations</b>					
Software Subscription	\$ -	\$ -	\$ 375,000	\$ 525,000	\$ 900,000
System integration services - enhancements	\$ -	\$ -	\$ -	\$ 100,000	\$ 100,000
<b>Total: System Sustainability and Operations</b>	<b>\$ -</b>	<b>\$ -</b>	<b>\$ 375,000</b>	<b>\$ 625,000</b>	<b>\$ 1,000,000</b>

**Exhibit 7: Proposed Project Timeline**

<b>Phase/Tasks</b>	<b>Start</b>	<b>Stop</b>
<b>Solution Procurement</b>		
Finalize Requirements	7/1/24	8/31/24
Prepare RFP	7/1/24	8/31/24
Issue RFP/Receive Proposals	9/2/24	10/31/24
Evaluate Proposals	11/1/24	12/31/24
Conduct Demonstrations	1/20/25	1/24/25
Obtain Best and Final Offers	2/3/25	2/21/25
Negotiate Contract	3/3/25	3/28/25
<b>Development and Implementation: Construction Management</b>		
Project Initiation	4/1/25	4/30/25
System Design	5/1/25	7/25/25
System Development	7/1/25	1/30/26
Testing	2/2/26	5/1/26
User Training	5/4/26	7/31/26
Deployment	7/1/26	10/2/26
<b>Development and Implementation: Materials Management</b>		
Project Initiation	7/1/26	7/31/26
System Design	8/3/26	11/30/26
System Development	11/1/26	5/4/27
Testing	6/1/27	8/27/27
User Training	8/30/27	10/29/27
Deployment	11/1/27	12/31/27

# Project Investment Justification

## DT24006 Construction Management System Replacement (FAST)

### Contents

1. General Information	2
2. Meeting Pre-Work	2
3. Pre-PIJ/Assessment	2
4. Project	3
5. Schedule	3
6. Impact	3
7. Budget	5
8. Technology	5
9. Security	8
10. Areas of Impact	<b>Error! Bookmark not defined.0</b>
11. Financials	12
12. Project Success	13

## 1. GENERAL INFORMATION

PIJ Name: **Construction Management System Replacement (FAST)**

Business Unit Requesting: **Infrastructure Delivery and Operations (IDO)**

Sponsor: **Steve Boschen**

Sponsor Title: **IDO Director**

Sponsor Email: **sboschen@azdot.gov**

Sponsor Phone: **602-712-8274**

## 2. MEETING PRE-WORK

**2.1** What is the operational issue or business need that the Agency is trying to solve? (i.e...current process is manual, which increases resource time/costs to the State/Agency, and leads to errors...):

**“FAST” is a legacy system developed in-house by the agency in 1993 and released into production in approximately 1996. This system has been managing the contract process, along with monitoring and tracking the delivery of construction projects using three major modules: contract initiation, construction administration, and materials management. ADOT faces major risks to critical ADOT operations with continuing to operate this mission critical system. Those Risks/Issues are as follows:**

**Security Risks:** The software platform version for this system; PowerBuilder®™ (legacy software), is server based and is powered by a Microsoft server called “SQL 2008 R2”. Microsoft supports each of their servers for 5 years and an additional 5 years with an extended support subscription (up to 10 years total). The support includes security updates, non-security updates, and vendor support. Once Microsoft no longer supports the server, the machines will be at risk for cyber attacks if the user continues to use it. On July 09, 2019, the extended support for SQL 2008 R2 ended and the entire ‘engine’ behind FAST was unable to receive security updates or support from the vendor. That produces considerable risk, in that the framework from almost 30-years ago has matured considerably to account for the current computing processing speeds and data- transfer improvements.

In order for the current FAST system to run safely, ADOT’s only option was to upgrade both the server and PowerBuilder to a newer version. During 2020-2021, ADOT upgraded to “SQL Server 2019” and “PowerBuilder 2019”. The upgrades’ ONLY purpose was to enhance system security. The support for SQL Server 2019 ends on January 07, 2025, which provides ADOT critical time to identify and implement a replacement system.

**System is Outdated, Does Not Allow for Enhancements, is not Reliable, and is Approaching End of Life:** The system is outdated and at the end of its lifecycle. The ability to make modifications is limited to hiring contracted services that are also constrained due to the lack of knowledgeable vendors.

The system is functionally obsolete and in need of a new system that is built based on today’s business processes. Some of the existing limitations of the FAST system include:

- **FAST was developed based on a 1980s Business Model. As business needs change, we have not been able to implement changes to keep up to date.**

- **As Federal and State requirements change, modifications are difficult or impossible to provide within the existing FAST system.**
- **Staff has created many work arounds and solutions within other applications to meet the day-to-day requirements. Often additional systems and resources are required, which may not integrate with FAST, and present quality issues with data that takes additional time to verify.**

**Limited Pool of Employees with Knowledge to Maintain the System:** The single point of failure and risk for the system is experience and knowledge. The coding is increasingly being phased out, rarely taught, and hiring individuals with this experience and coding knowledge is extremely challenging. ADOT currently has no employees who know the programming language and can maintain the system. ADOT currently contracts with one individual who maintains the system. It has taken up to 8 weeks to fill when contract staff needs to be replaced.

2.2 How will solving this issue or addressing this need benefit the State or the Agency?

**Solving the issues will standardize processes on updated software platforms with the needed security and flexibility to support the agency's construction program. Software As A Service (SaaS) provides sustainable support by the vendor to maintain data in a secure and reliable manner allowing the agency to strategically leverage commercial software and its use for construction programs.**

2.3 Describe the proposed solution to this business need.

**Based on initial planning work, ADOT is requesting to procure the replacement of the FAST system. ADOT anticipates replacing FAST with a next-generation Capital Project Delivery System (CPDS) based on commercial off the shelf software solutions (COTS). CPDS will support ADOT's capital project delivery lifecycle from the preparation of specifications, through project letting and contract award, management of the construction phase of work and the construction contract(s), tracking of the testing of materials used on construction projects and management of the construction hand-over process. CPDS shall support various contracting methods including but not limited to design-bid-build and design-build.**

2.4 Has the existing technology environment, into which the proposed solution will be implemented, been documented?

**Yes**

2.4a Please describe the existing technology environment into which the proposed solution will be implemented.

2.5 Have the business requirements been gathered, along with any technology requirements that have been identified?

**Yes**

### 3. PRE-PIJ/ASSESSMENT

3.1 Are you submitting this as a Pre-PIJ in order to issue a Request for Proposal (RFP) to evaluate options and select a solution that meets the project requirements? *(Yes/No)*

---

**Yes**

3.1a *If Yes (to 3.1),*

Is the final Statement of Work (SOW) for the RFP available for review? *(Yes/No)*

---

**No**

3.2 Will you be completing an assessment/Pilot/RFP phase, i.e. an evaluation by a vendor, 3rd party or your agency, of the current state, needs, & desired future state, in order to determine the cost, effort, approach and/or feasibility of a project? *(Yes/No)*

---

**Yes**

3.2a *If Yes (to 3.2),*

Describe the reason for completing the assessment/Pilot/RFP and the expected deliverables.

---

**Based on research conducted and best practice recommendations, a third-party consultant is being used to validate the recommendations, manage the RFP, and complete the implementation and agency rollout for the selected software vendor(s).**

**\$300,000**

### 4. PROJECT

4.1 Does your agency have a formal project methodology in place? *(Yes/No)*

---

**Yes**

4.2 Describe the high level makeup and roles/responsibilities of the Agency, Vendor(s) and other third parties (i.e. agency will do...vendor will do...third party will do).

---

**ADOT ITG Project Manager - responsible for the budget, procurement, and coordination of the project**

**Sponsor - responsible for the approval of the project deliverables and issue resolution**

**Vendor - responsible for onboarding/implementation, configuration and training**

4.3 Will a PM be assigned to manage the project, regardless of whether internal or vendor provided? *(Yes/No)*

---

**Yes**

4.4 Is the proposed procurement the result of an RFP solicitation process? *(Yes/No)*

---

**Yes**

4.5 Is this project referenced in your agency's Strategic IT Plan? *(Yes/No)*

---

**Yes**

## 5. SCHEDULE

**5.1** Is a project plan available that reflects the estimated Start Date and End Date of the project, and the supporting Milestones of the project? *(Yes/No)*

**Yes**

**5.2** Provide an estimated start and finish date for implementing the proposed solution.

Est. Start Date: **07/01/2024**

Est. End Date: **06/30/2028**

**5.3** How were the start and end dates determined? *(Select the appropriate response below - If Other is selected, explain.)*

**Based on funding**

**5.3a** List the expected high level project tasks/milestones of the project, e.g., acquire new web server, develop software interfaces, deploy new application, production go live, and estimate start/finish dates for each, if known. (Provide Milestone/Task, Estimated Start date, Estimated Finish Date, below.)

Milestone / Task	Estimated Start Date	Estimated Finish Date

**5.4** Have steps needed to roll-out to all impacted parties been incorporated, e.g. communications, planned outages, deployment plan? *(Yes/No)*

**5.5** Will any physical infrastructure improvements be required prior to the implementation of the proposed solution. e.g., building reconstruction, cabling, etc.? *(Yes/No)*

**No**

**5.5a** *If Yes (to 5.5),*

Does the PIJ include the facilities costs associated with construction? *(Yes/No)*

**5.5b** *If Yes (to 5.5),*

Does the project plan reflect the timeline associated with completing the construction? *(Yes/No)*



## 6. IMPACT

6.1 Are there any known resource availability conflicts that could impact the project? *(Yes/No)*

---

**No**

6.1a *If Yes (to 6.1),*

Have the identified conflicts been taken into account in the project plan? *(Yes/No)*

---

6.2 Does your schedule have dependencies on any other projects or procurements? *(Yes/No)*

---

**No**

6.2a *If Yes (to 6.2),*

Identify the projects or procurements:

---

6.3 Will the implementation involve major end-user view or functionality changes? *(Yes/No)*

---

**Yes**

6.4 Will the proposed solution result in a change to a public-facing application or system? *(Yes/No)*

---

**Yes**

## 7. BUDGET

7.1 Is a detailed project budget reflecting all of the up-front/startup costs to implement the project available, e.g., hardware, initial software licenses, training, taxes, P&OS, etc.? *(Yes/No)*

---

7.2 Have the ongoing support costs for sustaining the proposed solution over a 5-year lifecycle, once the project is complete, been determined, e.g., ongoing vendor hosting costs, annual maintenance and support not acquired upfront, etc.? *(Yes/No)*

---

7.3 Have all required funding sources for the project and ongoing support costs been identified? *(Yes/No)*

**Provide quotes.**

---

**Yes**

7.4 Will the funding for this project expire on a specific date, regardless of project timelines? *(Yes/No)*

---

7.4a *If Yes (to 7.4),*

Provide the dates for funding availability.

---

*Funding Availability Est. Start Date:*

*Funding Availability Est. End Date:*

7.5 Will the funding allocated for this project include any contingency, in the event of cost overruns or potential changes in scope? *(Yes/No)*

---

## 8. TECHNOLOGY

8.1 Please indicate whether a statewide enterprise solution will be used or select the primary reason for not choosing an enterprise solution. *(Select the appropriate response below)*

---

**There is not a statewide enterprise solution available**

8.2 Will the technology and all required services be acquired off existing State contract(s)? *(Yes/No)*

---

**No**

8.3 Will any software be acquired through the current State value-added reseller contract? *(Yes/No)*

---

**No**

8.3a *If Yes (to 8.3),*

Describe how the software was selected below:

---

**Through the RFP process**

8.4 Does the project involve technology that is new and/or unfamiliar to your agency, e.g., software tool never used before, virtualized server environment? *(Yes/No)*

---

**Yes**

8.5 Does your agency have experience with the vendor (if known)? *(Yes/No)*

---

8.6 Does the vendor (if known) have professional experience with similar projects? *(Yes/No)*

---

8.7 Does the project involve any coordination across multiple vendors? *(Yes/No)*

---

8.8 Does this project require multiple system interfaces, e.g., APIs, data exchange with other external application systems/agencies or other internal systems/divisions? *(Yes/No)*

---

**Yes**

8.9 Have any compatibility issues been identified between the proposed solution and the existing environment, e.g., upgrade to server needed before the new COTS solution can be installed? *(Yes/No)*

---

**No**

8.9a *If Yes (to 8.9),*

Describe below the issues that were identified and how they have been/will be resolved, or whether an ADOA-ASET representative should contact you.

---

**8.10** Will a migration/conversion step be required, i.e., data extract, transformation and load? *(Yes/No)*

---

**8.11** Is this replacing an existing solution? *(Yes/No)*

---

**Yes**

**8.11a** *If Yes (to 8.11),*

Indicate below when the solution being replaced was originally acquired?

---

**1996**

**8.11b** *If Yes (to 8.11),*

Describe the planned disposition of the existing technology below, e.g., surplus, retired, used as backup, used for another purpose:

---

**Retired**

**8.12** Describe how the agency determined the quantities reflected in the PIJ, e.g., number of hours of P&OS, disk capacity required, number of licenses, etc. for the proposed solution?

---

### **Review of current systems/users**

**8.13** Does the proposed solution and associated costs reflect any assumptions regarding projected growth, e.g., more users over time, increases in the amount of data to be stored over 5 years? *(Yes/No)*

---

**Yes**

**8.14** Does the proposed solution and associated costs include failover and disaster recovery contingencies? *(Yes/No)*

---

**Yes**

**8.14a** *If No (to 8.14),*

Select why failover and disaster recovery is not included in the proposed solution.

*(Select the appropriate response below - If Other is selected, briefly describe the failover and disaster recovery measures in place.)*

---

**Failover/DR already in place**

**Funding not available**

**Not needed**

**Other:**

**8.15** Will the vendor need to configure the proposed solution for use by your agency? *(Yes/No)*

---

**Yes**

**8.15a** *If yes (to 8.15),*

Are the costs associated with that configuration included in the PIJ financials? *(Yes/No)*

---

**Yes**

**8.16** Will any application development or customization of the proposed solution be required for the agency to use the product in the current/planned technology environment, e.g., a COTS application that will require custom programming, an agency application that will be entirely custom developed? *(Yes/No)*

---

**No**

**8.16a** *If Yes (to 8.16),*

Will the customizations inhibit the ability to implement regular product updates, or to move to future versions? *(Yes/No)*

---

**8.16b** *If Yes (to 8.16),*

Describe who will be customizing the solution below:

---

**8.16c** *If Yes (to 8.16),*

Do the resources that will be customizing the application have experience with the technology platform being used, e.g., .NET, Java, Drupal? *(Yes/No)*

---

**8.16d** *If Yes (to 8.16),*

Select the application development methodology that will be used.

*(Select the appropriate response below - If Other is selected, explain.)*

---

**Agile/Scrum**

**Waterfall**

**None**

**Other:**

**8.16e** *If Yes (to 8.16),*

Provide an estimate of the amount of customized development required, e.g., 25% for a COTS application, 100% for pure custom development, and describe how that estimate was determined below:

---

**8.16f** *If Yes (to 8.16),*

Are any/all Professional & Outside Services costs associated with the customized development included in the PIJ financials? *(Yes/No)*

---

**8.17** Have you determined that this project is in compliance with all applicable statutes, regulations, policies, standards & procedures, incl. those for network, security, platform, software/application &/or data/info found at [aset.az.gov/resources/psp](http://aset.az.gov/resources/psp)? *(Yes/No)*

---

**Yes**

**8.17a** *If No (to 8.17),*

Describe below the compliance issues that were identified and how they have been/will be resolved, or whether an ADOA-ASET representative should contact you:

---

**8.18** Are there other high risk project issues that have not been identified as part of this PIJ? *(Yes/No)*

---

**No**

**8.18a** *If Yes (to 8.18),*

Explain all unidentified high risk project issues below:

---

## 9. SECURITY

**9.1** Will the proposed solution be vendor-hosted? *(Yes/No)*

---

**Yes**

**9.1a** *If Yes (to 9.1),*

Select from the following vendor-hosted options:

*(Select the appropriate response below - If Other is selected, explain.)*

---

**Vendor's data center environment**

**Commercial data center environment, e.g. AWS, Azure**

**Other:**

**Vendor Security Contact Name:**

**Vendor Security Contact Title:**

**Vendor Security Contact Email:**

**Vendor Security Contact Phone:**

**9.1b** *If Yes (to 9.1),*

Describe the rationale for selecting the vendor-hosted option:

---

**The software selected meets the ITG/State standard for software being a SaaS/cloud based solution.**

**9.1c** *If Yes (to 9.1),*

Has the agency been able to confirm the long-term viability of the vendor-hosted environment? *(Yes/No)*

---

**9.1d** *If Yes (to 9.1),*

Has the agency addressed contract termination contingencies, e.g., solution ownership, data ownership, application portability, migration plans upon contract/support termination? *(Yes/No)*

---

**9.1e** *If Yes (to 9.1),*

Has a Conceptual Design / Network Diagram been provided and reviewed by ASET-SPR? *(Yes/No)*

---

**9.1f** *If Yes (to 9.1),*

Has the spreadsheet located at <https://aset.az.gov/arizona-baseline-security-controls-excel> already been completed by the vendor and approved by ASET-SPR? *(Yes/No)*

---

**No**

**9.2** Will the proposed solution be hosted on-premise in a state agency? *(Yes/No)*

---

**No**

**9.2a** *If Yes (to 9.2),*

Where will the on-premise solution be located?

*(Select the appropriate response below - If Other is selected, explain.)*

---

**Agency's data center**

**State data center**

**Other:**

**9.2b** *If Yes (to 9.2),*

Were vendor-hosted options available and reviewed? *(Yes/No)*

---

**9.2c** *If Yes (to 9.2),*

*Describe the rationale for selecting an on-premise option below:*

---

**9.2d** *If Yes (to 9.2),*

Will any data be transmitted into or out of the agency's on-premise environment or the State Data Center?

*(Yes/No)*

---

**9.3** Will any PII, PHI, CGIS, or other Protected Information as defined in the 8110 Statewide Data Classification Policy be transmitted, stored, or processed with this project? *(Yes/No)*

---

**9.3a** *If Yes (to 9.3),*

Describe below what security infrastructure/controls are/will be put in place to safeguard this data:

---

## **10. AREAS OF IMPACT**

*(Please highlight all that apply - If Other is selected, specify.)*

Application Systems

---

**Application Enhancements**

**Internal Use Web Application**

**Mobile Application Development**

**Arizona Enterprise Solution Platform (AESP) based Application**

**New Application Development**

**az.gov Web Portal Application**

**Other:**

Database Systems

---

**Data Warehouse/Mart**  
**Database Consolidation/Migration/Extract, Transform and Load Data**  
**Oracle**  
**MySQL**  
**DB2**  
**MS SQL Server**  
**Other:**

Software

---

**COTS Application Customization**  
**COTS Application Acquisition**  
**Mainframe Systems Software**  
**Open Source**  
**PC/LAN Systems Software**  
**Virtualization**  
**Other:**

Hardware

---

**LAN/WAN Infrastructure**  
**Mainframe Infrastructure**  
**Storage Area Network Devices**  
**Public Safety Radios, Systems**  
**PC Purchases, Peripherals**  
**Tape Libraries/Silos**  
**UPS Devices**  
**Other:**

Hosted Solution (Cloud Implementation)

---

**State Data Center**  
**Amazon (AWS) GovCloud**  
**Century Link - I/O Data Center**  
**AWS (non-government) cloud**  
**Microsoft Azure**  
**Vendor Hosted**  
**Other:**

Security

---

**Encryption**

**Firewall**

**Intrusion Detection System (IDS)**

**Intrusion Prevention System (IPS)**

**Security Controls/Systems - Other:**

**Other:**

Telecommunications

---

**Network Communications Infrastructure**

**Telephone Upgrade - Business - Specific**

**Cabling**

**Wireless Access Points**

**Telephony Upgrade - EIC Solution**

**Trenching**

**Video Conferencing**

**Other:**

Enterprise Solutions

---

**Business Intelligence System**

**E-Signatures**

**Geographic Information Systems**

**Other Imaging - Photos, Fingerprints, etc.**

**Document Management/Imaging**

**eLicensing**

**Management Systems - Financial, Grants, Asset**

**Disaster recovery/Business Continuity**

**Other:**



Contract Services/Procurements

- Contracted Project Management**
- Contractor Support Services**
- Install/Configuration Contract Services**
- State Contract**
- Vendor Provided**
- Procurement (RFP, IFB, DPR, etc.)**
- Other:**

## 11. FINANCIALS

Have you complied with the State CIO's requirement to obtain at minimum three vendor quotes for the proposed solution? Please provide all documentation to the PIJ Coordinator. *(Yes/No)*

Please provide a brief description of the quotes provided. If you are providing less than three vendor quotes, provide a brief explanation as to why you were unable to attain all three quotes.

### Procurement and Project Development

	FY 2025	FY 2026	FY 2027	FY 2028	Total
<b>FAST Replacement Procurement and Contract</b>					
Consultant Services for RFP Prep and Proposal Eval Support	\$ 450,000	\$ -	\$ -	\$ -	\$ 450,000
Contracted ITG Project Manager	\$ 67,500	\$ -	\$ -	\$ -	\$ 67,500
Contracted ITG Business Analyst	\$ 52,500	\$ -	\$ -	\$ -	\$ 52,500
<b>Subtotal: FAST Replacement Procurement and Contract</b>	<b>\$ 570,000</b>	<b>\$ -</b>	<b>\$ -</b>	<b>\$ -</b>	<b>\$ 570,000</b>
<b>Project Development and Implementation</b>					
Software Subscriptions During Implementation	\$ 250,000	\$ 350,000	\$ 150,000	\$ -	\$ 750,000
Soution Implementer/Systems Integrator	\$ 900,000	\$ 4,500,000	\$ 2,400,000	\$ 1,800,000	\$ 9,600,000
Owners Representative Consultant Services	\$ 125,000	\$ 500,000	\$ 500,000	\$ 300,000	\$ 1,425,000
Contracted ITG Project Manager	\$ 22,500	\$ 90,000	\$ 90,000	\$ 54,000	\$ 256,500
Contracted IT Business Analyst	\$ 17,500	\$ 70,000	\$ 70,000	\$ 42,000	\$ 199,500
<b>Subtotal: Project Development and Implementation</b>	<b>\$ 1,315,000</b>	<b>\$ 5,510,000</b>	<b>\$ 3,210,000</b>	<b>\$ 2,196,000</b>	<b>\$ 12,231,000</b>
<b>Total: Procurement, Prjoject Development and Implementatio</b>	<b>\$ 1,885,000</b>	<b>\$ 5,510,000</b>	<b>\$ 3,210,000</b>	<b>\$ 2,196,000</b>	<b>\$ 12,801,000</b>

### Sustainability and Operations

	FY 2025	FY 2026	FY 2027	FY 2028	Total
<b>System Sustainability and Operations</b>					
Software Subscription	\$ -	\$ -	\$ 375,000	\$ 525,000	\$ 900,000
System integration services - enhancements	\$ -	\$ -	\$ -	\$ 100,000	\$ 100,000
<b>Total: System Sustainability and Operations</b>	<b>\$ -</b>	<b>\$ -</b>	<b>\$ 375,000</b>	<b>\$ 625,000</b>	<b>\$ 1,000,000</b>

## 12. PROJECT SUCCESS

Please specify what performance indicator(s) will be referenced in determining the success of the proposed project (e.g. increased productivity, improved customer service, etc.).

A minimum of one performance indicator must be specified. Please provide the performance objective as a quantifiable metric for each performance indicator specified.

Note: The performance objective should provide the current performance level, the performance goal, and the time period within which that performance goal is intended to be achieved. You should have an auditable means to measure and take corrective action to address any deviations.

Example: Within 6 months of project completion, the agency would hope to increase "Neighborhood Beautification" program registration by 20% (3,986 registrants) from the current registration count of 19,930 active participants.

**Performance Indicators:**

---

***To be completed prior to PIJ Submission after RFP***

# Arizona Department of Transportation

## FY 2023 Decision Package

**Title: Highway Maintenance – Inflation**

**Priority: 2**

**FTE: 0; Request: \$23,509,300**

Fund Source:

State Highway Fund (DT2030)

\$23,509,300

**SUMMARY:**

Arizona’s highway system is essential to Arizona residents and their ability to go to work, recreate, and carry on their daily lives. Annual inflation increases the cost to maintain the state highway system. When highway maintenance funding is not adjusted for inflation, ADOT is able to complete fewer maintenance activities each year. ADOT requests ongoing funding to prioritize the maintenance of the state highway system by funding inflation and ensuring that this vital infrastructure is safeguarded.

**BACKGROUND:**



Inflation increases the cost to maintain the state highway system. ADOT’s construction program considers inflation when developing budgets for transportation projects. Often times the maintenance activities use very similar – if not the same – materials as construction activities, yet the Highway Maintenance Special Line Item (SLI) and Preventative Surface Treatment SLI budgets are not appropriated additional funds annually to account for the increased cost resulting from inflation. Inflation results in increased costs to maintain highways and decreases the amount of maintenance activities that can be completed annually.

The impacts of inflation have intensified between FY 2021 and FY 2023. The following materials relied upon to perform highway maintenance have

incurred substantial price increases during that period:

Electrical Conduits - ↑267%	Cattle Guards ↑134%	Cable Barrier ↑65%
Traffic Control ↑168%	Rip Rap ↑76%	Landscaping ↑43%

The effects of inflation impact the purchasing power of the maintenance appropriations annually. ADOT’s contracts and specifications group (C&S) calculates the Construction Cost Index (CCI) using the same methodology as the Federal Highway Administration (FHWA). FHWA uses the Chained Fisher Method that “is based on the idea that for a fixed market basket, changing relative prices will lead to changes in the relative quantities being purchased in the basket as entities make substitutions within an item category. Over time, the market basket is changing, and the Fischer Ideal Index recognizes this explicitly.”<sup>1</sup> When this model is applied to maintenance activities, ADOT has calculated an overall 18.67% inflation increase for the last three fiscal years. Below is a table of ADOT’s cost construction index when using 2021 as the base year.

Construction Cost Index (Using 2021 As Base Year)			
Fiscal Year	Index	% Change from Base Year	% Change from Prior Year
2020 – Base Year	1.00	N/A	N/A
2021	1.00	0%	0%
2022	1.30	30%	30%
2023	1.56	56%	26%
		3 Year Average	18.67%

As the cost of materials continues to climb, it becomes more difficult to allocate necessary resources to ensure the roads are properly maintained. ADOT requests a baseline, ongoing budget issue to address inflation, which is crucial for improving overall safety and functionality of roads that Arizonans, tourists, and business partners can depend on.

To address this issue, ADOT suggests that the 3-year average rate of inflation should be applied to the maintenance appropriations annually. Please refer to the “recommended option” for further details.

**OPTIONS CONSIDERED AND REASONS FOR REJECTION:**

One alternative is to take no action. The status quo does not adequately safeguard the state highway system and results in deferred maintenance. This alternative was rejected because it is not prudent or a cost-effective approach for the following:

- Preserving the public investment in the state’s transportation infrastructure
- Improving roadway conditions
- Ensuring the safety of highway users

Further, the absence of additional funding for inflation means that routine maintenance to extend the life expectancy of the existing state highway system will not be performed and will be deferred. Deferred maintenance leads to additional problems where repairs can potentially become more expensive and difficult to address. This approach is costlier in the long run, diminishes the road’s life span, and leads to a decline in the health of the State’s highway infrastructure.

**RECOMMENDED OPTION:**

As described above, inflation and supply chain issues are resulting in deferred maintenance. ADOT requests \$23,509,300 of ongoing funding to help address this issue. Funding is only requested for the operating expense (non-payroll) portion of the maintenance appropriations because payroll is not subject to the same inflationary pressure observed in the CCI.

Special Line Item	FY 2024 Appropriation	Inflation %	FY 2025 Request
Highway Maintenance SLI			
Payroll Budget	\$70,525,300	0.0%	\$0
Operating Budget (non-payroll)	\$90,235,300	18.67%	\$16,843,900
Highway Maintenance SLI Total	\$160,760,600		\$16,843,900
Preventative Surface Treatment SLI			
Payroll Budget	\$434,700	0.0%	\$0
Operating Budget (non-payroll)	\$35,707,300	18.67%	\$6,665,400
Preventive Surface Treatment SLI Total	\$36,142,000		\$6,665,400
Total FY 2025 Request			\$23,509,300

**IMPACT OF NOT FUNDING IN THIS YEAR:**

If the request is not funded, ADOT will not be able to perform all necessary maintenance work, which will result in deferred maintenance. When maintenance activities are deferred they can become costlier and more time-consuming. ADOT will continue to experience reduced purchasing power for maintenance activities.



It was mentioned earlier that ADOT is able to capture the inflation of materials that are used to maintain the highway through the CCI. This index has been utilized at ADOT since FY 2016. Based on this model, the data indicates that the overall cost of highway materials has increased by a significant amount – specifically, it has risen by 125% since 2016. In essence, for every dollar that was spent in 2016 to maintain the Arizona highway system, ADOT must now spend \$2.25. This is a concerning trend. If this is not addressed, ADOT's ability to maintain the state highway system will continue to erode.

**PROMOTING EQUITABLE OUTCOMES**

1. How does this funding request impact existing equity gaps for historically underserved, marginalized, or adversely affected groups, positively or negatively?

The Federal Highway Administration (FHWA) and other funders, the National Environmental Policy Act of 1969 (NEPA), Title VI of the Civil Rights Act of 1964, the Americans with Disabilities Act, Equal Employment Opportunity (EEO), EEO Contractor Compliance, On the Job Training (OJT), Disadvantaged Business Enterprise (DBE), and the Executive Orders for Environmental Justice and Limited English Proficiency require that historically underserved, marginalized, or adversely affected groups receive outreach before any major highway study or project is undertaken. Projects and studies that have a disproportionate impact on these groups must be redesigned to accommodate their needs.

2. How has the department included voices/feedback in the decision-making process of people that will be directly impacted by the spending plan implementation and the groups that will be targeted? How has this input affected the request?

The development of ADOT's Five-Year Transportation Program involves extensive public outreach and participation, all of which must be documented. For ADOT, the project approval process includes presentation to the State Transportation Board, followed by one or more Public Hearings, before gaining final approval from the Board. ADOT is required to include voices representative of all of the Arizona residents who live near new, expanded, or rehabilitated infrastructure and who travel it regularly. This decision package is designed to maintain the infrastructure established through this process.

**OUTCOMES SUPPORTED:**

This issue incorporates the Governor's goals as outlined in the Blueprints as shown below:

- affordable and thriving economy
- infrastructure

This issue also incorporates ADOT's strategic plan goals as follows:

- promoting transportation safety and
- maximizing resources

**PERFORMANCE MEASURES TO QUANTIFY SUCCESS OF THE SOLUTION:**

- Percent of preventive maintenance performed on schedule.
- Level-of-service condition measurements.

**STATUTORY REFERENCE:**

A.R.S. § 28-332.3: Department of transportation jurisdiction, duties, divisions.

**EQUIPMENT TO BE PURCHASED IF APPLICABLE:** N/A.

**PROJECT INVESTMENT JUSTIFICATION (PIJ):** N/A

**CLASSIFICATION OF POSITIONS:** N/A.

**ANNUALIZATIONS:** N/A.

**REFERENCES:**

1. Administration, U.S. Department of Transportation/Federal Highway. U.S. Department of Transportation Federal Highway Administration. March 25, 2021. Description of NHCCI methodology (accessed July 23, 2023). FHWA. n.d.  
<https://www.fhwa.dot.gov/policy/otps/nhcci/methodology.cfm>.

# Arizona Department of Transportation

## FY 2025 Decision Package

### Title: Connecting Arizona: I-17 Flex Lane Maintenance

Priority: 3

FTE: 0 Request: \$517,500

Fund Source:

State Highway Fund (DT2030)

\$517,500

**SUMMARY:**

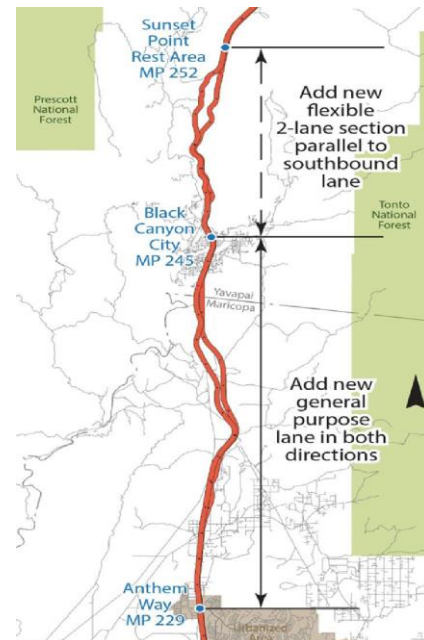
To alleviate congestion, Interstate 17 (I-17) is being expanded between Anthem Way and Sunset Point. Due to the mountainous terrain, which makes expansion difficult, two reversible Flex Lanes will be added from Black Canyon City to the Sunset Point rest area. ADOT has entered into a contract with the contractor to maintain the Flex Lanes for three years (covering four fiscal years) after their opening as ADOT is not currently equipped with the necessary knowledge, training, and materials to maintain them. ADOT will assume the maintenance of the new features in FY 2028. This will be an ongoing issue throughout the contracted maintenance period as the contract has a clause that the annual rate paid to the contractor is adjusted for inflation.

**BACKGROUND:**

The 23-mile section of I-17 between Anthem Way and Sunset Point is one of the most heavily utilized highways in Arizona, seeing more than 1 million travelers each year.

Currently, I-17 has two travel lanes in each direction between Anthem Way, north of Phoenix, and Flagstaff. The highway passes through rolling terrain in the southern and northern segments and mountainous terrain with steep, narrow lanes between Black Canyon City and Sunset Point.

In 2022, construction of the I-17 improvement projects began to help alleviate congestion and improve safety and traffic flow. The project includes widening one lane in each direction from Anthem Way traffic interchange to Black Canyon City and adding two reversible Flex Lanes from Black Canyon City to the Sunset Point rest area in the Southbound I-17 lanes (see map). This project will be completed and be open to the public in November 2024.



The Flex Lane system is a proven technology to safely address traffic congestion during peak travel times, or if an unplanned incident creates delays.

The Flex Lanes, which will run adjacent to the existing southbound lanes for approximately eight miles between Black Canyon City and Sunset Point, will be an additional two-lane roadway that carries one direction of traffic at a time and can alternate between northbound and southbound directions during peak travel times, or if there is a crash or another emergency situation that causes traffic delays.



Typically, the Flex Lanes will be open to northbound traffic Monday through Saturday, and open to southbound traffic on Sunday. However, the Flex Lanes will open, as needed, to whichever direction has the heaviest traffic. The Flex Lanes will be operational seven days a week. An animated video explaining how the Flex Lanes work can be found here: <https://vimeo.com/839090855>

The contractor is responsible for the Operations and Maintenance (O&M) of the

Flex Lanes for a period of three years after completion of the project. The total O&M price during this period is \$2,079,900 in 2021 dollars. Below is a breakdown of the annual price for the O&M period. The annual O&M price may be escalated or reduced in accordance with the CPI adjustment formula. The years of the O&M period are based on the project completion date and do not align with state fiscal years.

Year of O&M Period	Maintenance of Flex Lanes System	Non-Routine Maintenance	Other Maintenance	Operations of Flex Lanes	Insurance	Other Administrative Costs	Total
A	B	C	D	E	F	G	
FY 2025	\$172,979	\$22,000	\$52,250	\$113,097	\$13,000	\$62,085	\$435,410
FY 2026	\$272,720	\$35,255	\$83,730	\$181,238	\$20,833	\$83,750	\$677,526
FY 2027	\$296,875	\$38,869	\$92,313	\$199,815	\$22,968	\$70,387	\$721,226
FY 2028	\$101,880	\$13,371	\$31,755	\$68,735	\$7,901	\$22,017	\$245,658
<b>TOTAL</b>	<b>\$844,454</b>	<b>\$109,495</b>	<b>\$260,048</b>	<b>\$562,884</b>	<b>\$64,701</b>	<b>\$238,238</b>	<b>\$2,079,820</b>

Note: All amounts are in 2021 dollars. Section 15.6.2 (a) of the Agreement allows for escalation or reduction in accordance with the CPI Adjustment Formula.

More information on the project can be found here: <https://www.improvingi17.com/flex-lanes/>

**OPTIONS CONSIDERED AND REASONS FOR REJECTION:**

One alternative is for ADOT to assume maintenance immediately following the system’s opening, but ADOT does not have the knowledge to maintain the Flex Lane system. This presents a safety hazard and could result in expensive repairs being required.



A second alternative is to fund the contract with existing maintenance SLI funds, but this would result in deferred maintenance elsewhere on the highway system.



**RECOMMENDED OPTION:**

ADOT anticipates that the Flex Lanes will open in November 2024. For the eight months in which they will be operational in FY 2025, Flex Lane maintenance costs owed to the contractor will amount to \$517,500. ADOT requests \$517,500 for FY 2025 in order to maintain the new Flex Lanes pursuant to the contract.

The table below shows the costs of the first year of the maintenance period in both 2021 dollars and the forecasted expenses. The forecast includes an adjustment for inflation based on the consumer price index per the contract between the contractor and ADOT.

Year of Maintenance Period	Total Routine Maintenance (2021 Dollars)	Forecasted Routine Maintenance (Year of Expenditure Dollars)	Actual Months	Monthly Amount
1	\$435,410	\$517,540.98	11/2024 -12/2024	\$63,736.57
			1/2024 - 6/2024	\$65,011.30

Between FY 2025 and FY 2028, the vendor will train ADOT personnel on how maintain the flex lanes operations. The vendor will also develop training manuals on how the features function. ADOT will assume the responsibilities of the new features in FY 2028.

**IMPACT OF NOT FUNDING IN THIS YEAR:**

ADOT is not postured to maintain the Flex Lanes at this time, so the contractor must maintain them for a period of three years. If funding is not approved, funds allocated to maintenance on other highways in the state will be diverted to the new Flex Lanes. This will result in deferred maintenance on the other highways, and those roads will fall into a state of disrepair. Once this happens, bringing the highway to an acceptable condition becomes more expensive than preventive maintenance.

**PROMOTING EQUITABLE OUTCOMES**

1. How does this funding request impact existing equity gaps for historically underserved, marginalized, or adversely affected groups, positively or negatively?

The Federal Highway Administration (FHWA) and other funders, the National Environmental Policy Act of 1969 (NEPA), Title VI of the Civil Rights Act of 1964, the Americans with Disabilities Act, Equal Employment Opportunity (EEO), EEO Contractor Compliance, On the Job Training (OJT), Disadvantaged Business Enterprise (DBE), and the Executive Orders for Environmental Justice and Limited English Proficiency require that historically underserved, marginalized, or adversely affected groups receive outreach before any major highway study or project is

undertaken. Projects and studies that have a disproportionate impact on these groups must be redesigned to accommodate their needs.

2. How has the department included voices/feedback in the decision-making process of people that will be directly impacted by the spending plan implementation and the groups that will be targeted? How has this input affected the request?

The development of ADOT's Five-Year Transportation Program involves extensive public outreach and participation, all of which must be documented. For ADOT, the project approval process includes presentation to the State Transportation Board, followed by one or more Public Hearings, before gaining final approval from the Board. ADOT is required to include voices representative of all of the Arizona residents who live near new, expanded, or rehabilitated infrastructure and who travel it regularly. This decision package is designed to maintain the infrastructure established through this process.

**OUTCOMES SUPPORTED:**

This issue incorporates the Governor's goals as outlined in the Blueprints as shown below:

- affordable and thriving economy
- infrastructure

This issue also incorporates ADOT's strategic plan goals as follows:

- promoting transportation safety
- maximizing resources

**PERFORMANCE MEASURES TO QUANTIFY SUCCESS OF THE SOLUTION:**

**STATUTORY REFERENCE (N/A if not applicable to issue):**

A.R.S. § 28-332.3: Department of transportation jurisdiction, duties, divisions.

**EQUIPMENT TO BE PURCHASED IF APPLICABLE:** N/A

**CLASSIFICATION OF POSITIONS:** N/A

**PROJECT INVESTMENT JUSTIFICATION (PIJ):** N/A

**ANNUALIZATIONS:** N/A

# Arizona Department of Transportation

## FY 2025 Decision Package

**Title: Highway Maintenance – New Lane Miles**

**Priority: 4**

**FTE: 0; Request: \$1,110,900**

Fund Source:

State Highway Fund (DT2030)

\$1,110,900

---

**SUMMARY:**

The Arizona Department of Transportation (ADOT) is required to maintain and operate the new maintenance lane miles added to its inventory as a result of new highway construction. New lane miles require additional ongoing resources and service contracts to perform routine maintenance activities and maintain Arizona's highway infrastructure investment.

**BACKGROUND:**

ADOT is required to maintain and operate roadway miles added to its inventory as a result of new highway construction. New lane miles require additional in-house resources and service contracts to perform routine activities such as

- landscape maintenance
- signal and lighting repair and maintenance
- sweeping
- litter removal
- drainage maintenance
- graffiti clean-up and
- traffic control repair and maintenance

These activities are required immediately upon the opening of new lane miles to traffic. Added miles also result in increased electric and water costs as new lighting and landscaping is brought online.




There is no automatic funding link between the construction of these new highway miles and the cost to operate and maintain them. Accordingly, additional legislative appropriation is needed to address these new costs.

**OPTIONS CONSIDERED AND REASONS FOR REJECTION:**

One alternative is the take-no-action alternative, meaning do not fund ongoing maintenance for new road miles and do not maintain the new lane miles. Another alternative is to reallocate maintenance funds for existing roadway lane miles to maintenance for new lane miles. Both of these alternatives were rejected because neither is a prudent or cost-effective approach for the following reasons:

- preserving the public investment in the state’s transportation infrastructure
- improving roadway conditions and
- ensuring the safety of highway users

Further, the absence of additional funding for maintaining new lane miles means that routine maintenance to extend the life expectancy of the existing state highway system will not be performed. Alternatively, ADOT will have to use existing state highway fund maintenance SLI monies for planned roadway maintenance, meaning the planned maintenance for other lane miles in the state highway system will be deferred into the future. This approach is costlier in the long run, diminishes the road’s life span, and leads to a decline in the health of the state’s highway infrastructure. According to the National Cooperative Highway Research Program<sup>1</sup>, deferred maintenance shortens the life of highway features and increases the life-cycle costs for taxpayers.



**RECOMMENDED OPTION:**

ADOT requests \$1,110,900 in new funding in the State Highway Fund Maintenance Special Line item (SLI) to operate and maintain the new maintenance lane miles to be added to the state highway infrastructure during FY 2024. The table below provides a summary of the new lane miles to be added during FY 2024. At the end of this document there is a map (Exhibit 1) and a table that identifies the specific locations of the new maintenance lane miles to be added during FY 2024 (Exhibit 2).

Location	New Lane Miles	Cost Per Mile	Total (Rounded)
Urban	34.71	\$27,352	\$949,300
Rural	49.08	\$3,293	\$161,600
<b>Total</b>	<b>83.79</b>	--	<b>\$1,110,900</b>

The cost per lane mile is based on the agency’s PeCoS maintenance management system data. PeCoS stands for Performance Controlled System and is the database program that plans and tracks all roadway

<sup>1</sup> The National Center for Pavement Preservation (NCP) was established by [Michigan State University](#) and the [Foundation for Pavement Preservation](#) to lead collaborative efforts among government, industry, and academia in the advancement of pavement preservation.



maintenance costs and activities performed throughout the state. Each maintenance employee must enter a daily work report detailing the roadway maintenance activities performed and the equipment and materials used.

Although road surface maintenance is minimal on new maintenance lane miles, the vast majority of other types of ongoing upkeep involve landscaping, signing and striping, guardrails, signals and lighting, sweeping, litter removal,

drainage, graffiti clean-up and traffic control. The table below illustrates the various programs for which maintenance funds were used in FY 2023.

Program	% of Total Costs
Drainage Maintenance	2.5%
Engineering / Inspection / Administration	14.1%
Landscape / Vegetation Maintenance	6.8%
Water, Electricity	3.7%
Rest Areas Maintenance	2.0%
Roadside / Shoulder Maintenance	17.0%
Snow & Ice Maintenance	7.7%
Surface Maintenance	19.7%
Traffic Control / Signals	12.6%
Various Other Maintenance Activities <sup>2</sup>	13.7%
<b>Total Maintenance Costs</b>	<b>100.00%<sup>3</sup></b>

One of the key objectives of the agency’s strategic plan is to improve the health of its infrastructure, primarily the state’s highways. Key to achieving this objective is the annual action of completing 100% of the planned state highway pavement treatments. Without additional funding for the new lane miles, the agency will have to divert existing resources for planned highway maintenance to address the additional costs of new lane miles, thus preventing ADOT from accomplishing one of its key objectives, improving the health of the infrastructure by completing 100% of the planned state highway pavement treatments.

<sup>2</sup> Blade unpaved roads, spot recondition unpaved roads, dust control, maintain unpaved turnouts & crossovers, major damage & disaster maintenance, emergency project administration, bluestake & encroachment permit, building & yard maintenance, material handling, contract administration, and other maintenance related activities.

<sup>3</sup> When adding, the percentage will be off by 0.02% due to rounding.

**IMPACT OF NOT FUNDING IN THIS YEAR:**

If this request is not funded, new maintenance lane miles will not be maintained. The absence of performing ongoing maintenance means that the following activities will not be performed:

- landscape maintenance
- signal and lighting repair and maintenance
- sweeping
- litter removal
- drainage maintenance
- graffiti clean-up and
- traffic control repair and maintenance

Alternatively, other roadway lane miles will not be maintained appropriately if existing funding is reallocated to new lane miles.

**PROMOTING EQUITABLE OUTCOMES**

1. How does this funding request impact existing equity gaps for historically underserved, marginalized, or adversely affected groups, positively or negatively?

The Federal Highway Administration (FHWA) and other funders, the National Environmental Policy Act of 1969 (NEPA), Title VI of the Civil Rights Act of 1964, the Americans with Disabilities Act, Equal Employment Opportunity (EEO), EEO Contractor Compliance, On the Job Training (OJT), Disadvantaged Business Enterprise (DBE), and the Executive Orders for Environmental Justice and Limited English Proficiency require that historically underserved, marginalized, or adversely affected groups receive outreach before any major highway study or project is undertaken. Projects and studies that have a disproportionate impact on these groups must be redesigned to accommodate their needs.

2. How has the department included voices/feedback in the decision-making process of people that will be directly impacted by the spending plan implementation and the groups that will be targeted? How has this input affected the request?

The development of ADOT's Five-Year Transportation Program involves extensive public outreach and participation, all of which must be documented. For ADOT, the project approval process includes presentation to the State Transportation Board, followed by one or more Public Hearings, before gaining final approval from the Board. ADOT is required to include voices representative of all of the Arizona residents who live near new, expanded, or rehabilitated infrastructure and who travel it regularly. This decision package is designed to maintain the infrastructure established through this process.

**OUTCOMES SUPPORTED:**

This issue incorporates the Governor's goals as outlined in the Blueprints as shown below:

- affordable and thriving economy
- infrastructure

This issue also incorporates ADOT's strategic plan goals as follows:

- promoting transportation safety and
- maximizing resources

**PERFORMANCE MEASURES TO QUANTIFY SUCCESS OF THE SOLUTION:**

Percent of preventive maintenance performed on schedule.

Level-of-service condition measurements.

Reduced life-cycle costs.

**STATUTORY REFERENCE:**

A.R.S. § 28-332.3: Department of transportation jurisdiction, duties, divisions.

**EQUIPMENT TO BE PURCHASED IF APPLICABLE:** N/A.

**PROJECT INVESTMENT JUSTIFICATION (PIJ):** N/A

**CLASSIFICATION OF POSITIONS:** N/A.

**ANNUALIZATIONS:** N/A.





## Exhibit 2

URBAN		
Location	Route	MLM <sup>1</sup>
Phoenix Metropolitan	SR 303	22.33
Yuma	SR 195 / US 95 / SR 8B	11.52
Miscellaneous		.86
<b>Total Urban</b>		<b>34.71</b>

RURAL		
Location	Route	MLM <sup>1</sup>
Payson / Herber	SR 260	16.26
Anthem/Black Canyon City	I-17	31.43
Miscellaneous		1.39
<b>Total Rural</b>		<b>49.08</b>

<sup>1</sup> MLM = Maintenance Lane Miles

# Arizona Department of Transportation FY 2025 Decision Package

**Title: Highway Maintenance – South Mountain Freeway**

**Priority: 5**

**FTE: 0; Request: \$853,200**

Fund Source:

State Highway Fund (DT2030)

\$853,200

**SUMMARY:**

ADOT has entered into a contract with a third party to maintain the south mountain freeway. The contract has a clause that the annual rate paid to the contractor is adjusted for inflation. This ongoing request is submitted annually to fund the increase in maintenance costs per the contract's inflation factor. ADOT is contractually bound to pay the contractor. This is an ongoing issue.

**BACKGROUND:**

In 1983, the Arizona Department of Transportation (ADOT) announced the future need for a freeway in the south valley. The freeway was planned to connect the east and west valley communities and provide an alternative to the I-10, which runs through downtown Phoenix. Voters approved Proposition 300 in 1985, known as the ½ cent sales tax; it provided funding for new freeways within Maricopa County. In 2004, a year prior to the scheduled expiration of Proposition 300, Maricopa County voters approved Proposition 400 to extend the ½ cent sales tax through 2025. Construction of the new south mountain freeway was paid for with a combination of the Proposition 400 voter-approved funds and state and federal monies.

New ground was broken both literally and symbolically with the new loop 202 south mountain freeway. For the first time, ADOT entered into a public private partnership (P3) to design, build, and maintain (DBM) one of its freeways. This partnership set the cost to design and build the new freeway at \$916,000,000 and saved the state approximately \$122,000,000 from the original estimate.



ADOT partnered with a private developer, Connect 202 Partners, to design, build, and maintain (DBM) the 22 new freeway miles of the south mountain freeway. The south mountain freeway connects the I-10 at Pecos Road in Ahwatukee to the I-10 at 59<sup>th</sup> Avenue in Phoenix. The south mountain freeway was opened for traffic on December 21, 2019.

The DBM model used for this P3 is an innovative approach that has been used nationwide to reduce the cost to taxpayers without sacrificing quality. The DBM approach results in taxpayers receiving a freeway that opened to traffic within three years because construction occurred concurrently in four segments. ADOT was able to deliver this freeway project three years faster than it could have done using a more traditional delivery method.

Upon completion, the developer became responsible for performing annual routine maintenance, scheduled major maintenance, and ensuring the safety of the traveling public for 30 years. The contractor performs maintenance work such as the replacement of lighting, repair of guardrails and cable barriers, sweeping, litter removal, landscaping, and maintaining and repairing pavement. The cost for maintenance was identified as part of the awarded contract, and ADOT is obligated to pay the vendor the contracted amount, which is adjusted annually for inflation.

ADOT’s maintenance costs for the south mountain freeway follow a schedule agreed upon and included in the contract with the developer. Exhibit 1 in the appendix of this decision package shows the agreed upon schedule in 2015 dollars. ADOT has been required to pay the developer monthly maintenance costs equal to 1/12 of the annual amount prescribed in the schedule, adjusted for inflation, from the date the south mountain freeway opened. ADOT began paying the south mountain freeway maintenance starting in April 2020. The below table shows the costs of years 3-5 of the maintenance period in both 2015 dollars and year-of-expenditure dollars.



Year of Maintenance Period	Total Routine Maintenance (2015 Dollars) <sup>1</sup>	Forecasted Routine Maintenance (Year of Expenditure Dollars) <sup>2</sup>	Actual Months	Monthly Amount
4	\$2,833,704.99	\$3,871,346.38	4/2023 -12/2023	\$321,007.16
			1/2024 - 3/2024	\$327,427.31
5	\$2,833,704.99	\$3,948,773.30	4/2024 – 12/2024	\$327,427.31
			1/2025 – 3/2025	\$333,975.85
6	\$2,833,704.99	\$4,027,748.77	4/2025 – 12/2025	\$333,975.85
			1/2026 – 3/2026	\$340,655.37

FY 2025 south mountain freeway maintenance costs will amount to 9 months of payments from maintenance period 5 and 3 months of payments from maintenance period 6. Therefore, FY 2025 south mountain freeway maintenance costs paid to the developer is expected to total \$3,968,418.96 (\$327,427.31\*6 + \$333,975.85\*6).

<sup>1</sup> The maintenance schedule can increase or decrease (in 2015 dollars) between years. Exhibit 1 in the appendix shows the full maintenance schedule.

<sup>2</sup> The actual CPI was 128.749 in December 2015; 145.660 in December 2020; 159.850 in December 2021; and 175.019 in December 2022 according to the US Department of Labor Statistics.  
[https://data.bls.gov/pdq/SurveyOutputServlet?data\\_tool=dropmap&series\\_id=CUURS48ASAO,CUUSS48ASAO](https://data.bls.gov/pdq/SurveyOutputServlet?data_tool=dropmap&series_id=CUURS48ASAO,CUUSS48ASAO)  
 ADOT assumes two percent inflation annually from January 2024 onwards for a forecasted CPI of 178.519 in January 2024 and 182.090 in January 2025.

In addition to south mountain freeway maintenance costs paid to the developer, ADOT has direct maintenance responsibility for the new freeway. ADOT maintains the intelligent transportation system (ITS), provides emergency response, provides utilities (except for water, which is paid for by the City of Phoenix), and maintains a maintenance administration unit. The ITS includes overhead digital message boards and closed-circuit television cameras (CCTV). ADOT provides emergency response by responding to accidents to provide traffic control and clean-up of the scene. The maintenance administration unit ensures the contractor maintains the new freeway at the agreed upon level. The unit consists of two employees.

The below table shows the breakdown of the above costs:

	Annual Cost
Intelligent Transportation System	\$250,000
Emergency Response	\$65,000
Utilities	\$152,400
Maintenance Administration Unit	\$176,000
Bonds	\$509,300
<b>Total</b>	<b>\$1,152,700</b>

The bond mentioned above is for Maintenance Performance, and a new one is required every 5 years. The developer provides to ADOT Maintenance Bonds securing developers performance and payment obligation during the maintenance periods of the contract.

The total south mountain freeway maintenance costs for FY 2025, including both the developer routine maintenance costs and ADOT direct costs, is therefore \$5,121,100 (\$3,968,400 + \$1,152,700).

Including prior appropriations included in the base and what was appropriated during the budgeting process for FY 2024, ADOT is appropriated \$4,267,900 for south mountain maintenance costs. Therefore, ADOT is requesting the difference in appropriation for FY 2024 for an increase of \$853,200 (\$5,121,100 - \$4,267,900).

**OPTIONS CONSIDERED AND REASONS FOR REJECTION:**

The take-no-action alternative was evaluated and rejected. Failure to fund the maintenance of the new South Mountain freeway is not an effective option. Without funding, ADOT will be forced to divert funds for planned maintenance of other highways to the new South Mountain freeway to pay the contract. This diversion will result in deferred maintenance to the other highways in the state. Deferral of planned road maintenance shortens the road’s life span and results in more costly repairs at a later date. In turn, the resulting repairs drive up the life-cycle costs of the freeway and features, costing tax payers more in the long run. Further, diversion of the maintenance SLI monies from planned highway pavement treatments contributes to a decline in the health of the state’s highway infrastructure. The take no action option prevents ADOT from accomplishing two of its key objectives, improving the health of the infrastructure and improving its on-time performance by completing 100% of the planned state highway pavement treatments.

**RECOMMENDED OPTION:**

FY 2025 south mountain freeway maintenance costs will amount to nine months of payments from maintenance period 5 and three months of payments from maintenance period 6. Therefore, FY 2025 south mountain freeway maintenance costs paid to the developer will total \$3,968,418.24.

Year of Maintenance Period	FY 2023	Months	Monthly Amount	Annual Amount
5	7/2024 -12/2024	6	\$327,427.31	\$1,964,563.86
	1/2025 - 3/2025	3	\$333,975.85	\$1,001,927.55
6	4/2025 -6/2025	3	\$333,975.85	\$1,001,927.55
<b>FY 2025 Obligation to Developer</b>				<b>\$3,968,418.24</b>

In addition to south mountain freeway maintenance costs paid to the developer, ADOT has direct maintenance responsibility for the new freeway. ADOT maintains the intelligent transportation system (ITS), provides emergency response, provides utilities to the freeway (except for water, which will be paid for by the City of Phoenix) and establishes a maintenance administration unit. ADOT will incur \$1,152,700 in direct maintenance costs annually for the south mountain freeway. This amount includes \$643,400 that is already in base funding and an additional \$509,300 related to ADOT Maintenance Bonds that occur every 5 years. The \$509,300 is included in the requested amount.

Including prior appropriations already in the base and what was appropriated during the budgeting process for FY 2024, ADOT is appropriated \$4,267,900 for south mountain maintenance costs in the state highway fund maintenance special line item (SLI). Therefore, ADOT is requesting the difference in appropriation for FY 2025 for an increase of \$853,200 (\$5,121,100 - \$4,267,900) in the state highway fund maintenance SLI. The table below summarizes the requested increase:

	FY 2025 Amount
Contractual Obligation to Developer	\$3,968,400
Direct ADOT Maintenance Responsibility	\$1,152,700
<b>FY 2024 South Mountain Maintenance Cost</b>	<b>\$5,121,100</b>
FY 2020 Appropriation for South Mountain Maintenance	\$2,173,000
FY 2021 Appropriation for South Mountain Maintenance	\$1,086,500
FY 2022 Appropriation for South Mountain Maintenance	\$669,700
FY 2023 Appropriation for South Mountain Maintenance	\$16,900
FY 2024 Appropriation for South Mountain Maintenance	\$321,800
<b>FY 2024 South Mountain Maintenance Base Funding</b>	<b>\$4,267,900</b>
<b>FY 2025 Requested Funding</b>	<b>\$853,200</b>

The provision of funding for this request is very important to the daily operation of the new lane miles and the associated roadway features. This important freeway addition relieves congestion on I-10 through the Phoenix metropolitan area and improves the customer experience with Arizona's highway system. It also contributes to ADOT's annual action of maintaining the average speed of the Phoenix metro system of highways at 50 MPH. Without the requested additional funding, the agency would be forced to divert resources allocated for planned highway maintenance activities elsewhere in the state highway system. In other words, the provision of funding for this request will eliminate the need to divert resources for planned highway treatment from the maintenance SLI, thus helping ADOT accomplish two of its key objectives, improving the health of the infrastructure and improving its on-time performance by completing 100% of the planned state highway pavement treatments.



There is no automatic funding link between the construction of these new highway miles and the cost to operate and maintain them. Accordingly, a legislative appropriation is needed to address these costs. The maintenance portion of the contract ADOT entered into with Connect 2020 is for thirty years and follows the schedule agreed on in the contract, as adjusted for inflation based on the consumer price index (CPI). Through the course of the next 30 years, ADOT will ask for funding required to maintain the South Mountain freeway as detailed in section 13.5.6 of the contract between ADOT and Connect 202 Partners, LLC. Any capital maintenance will be part of the five-year program approved by the Arizona State Transportation Board.

#### **IMPACT OF NOT FUNDING IN THIS YEAR:**

If funding for the maintenance of the new South Mountain freeway is not approved, funds allocated to maintenance on other highways in the state will be diverted to the new freeway. This will result in deferred maintenance on the other highways and those roads will fall into a state of disrepair. Once this happens, bringing the highway to an acceptable condition becomes more expensive than preventive maintenance.

ADOT's mission is to provide a safe, efficient, cost-effective transportation system. Proactive preventive maintenance that preserves and extends the life expectancy of the state highway system will not be performed at the level required to properly maintain the roadway surfaces, related road features, and equipment and preserve taxpayers' investment in the system. Therefore, maintenance work becomes increasingly reactive and will fail to maximize life expectancy as called for in the agency's mission. Further, failure to fund this request prevents ADOT from accomplishing two of its key objectives, improving the health of the infrastructure and improving its on-time performance by completing 100% of the planned state highway pavement treatments.

#### **PROMOTING EQUITABLE OUTCOMES**

1. How does this funding request impact existing equity gaps for historically underserved, marginalized, or adversely affected groups, positively or negatively?

The Federal Highway Administration (FHWA) and other funders, the National Environmental Policy Act of 1969 (NEPA), Title VI of the Civil Rights Act of 1964, the Americans with Disabilities Act, Equal Employment Opportunity (EEO), EEO Contractor Compliance, On the Job Training (OJT), Disadvantaged Business Enterprise (DBE), and the Executive Orders for Environmental Justice and Limited English Proficiency require that historically underserved, marginalized, or adversely affected groups receive

outreach before any major highway study or project is undertaken. Projects and studies that have a disproportionate impact on these groups must be redesigned to accommodate their needs.

2. How has the department included voices/feedback in the decision-making process of people that will be directly impacted by the spending plan implementation and the groups that will be targeted? How has this input affected the request?

The development of ADOT's Five-Year Transportation Program involves extensive public outreach and participation, all of which must be documented. For ADOT, the project approval process includes presentation to the State Transportation Board, followed by one or more Public Hearings, before gaining final approval from the Board. ADOT is required to include voices representative of all of the Arizona residents who live near new, expanded, or rehabilitated infrastructure and who travel it regularly. This decision package is designed to maintain the infrastructure established through this process.

**OUTCOMES SUPPORTED:**

This issue incorporates the Governor's goals as outlined in the Blueprints as shown below:

- affordable and thriving economy
- infrastructure

This issue also incorporates ADOT's strategic plan goals as follows:

- promoting transportation safety and
- maximizing resources

**PERFORMANCE MEASURES TO QUANTIFY SUCCESS OF THE SOLUTION:**

The contractor, per the contract, is required to maintain the new freeway at an agreed upon level. The contractor is required to develop a maintenance information system (MIS) to store and report on maintenance activities. The contractor is evaluated on its performance. ADOT has established a maintenance administration unit to ensure the contractor maintains the new freeway at the agreed upon level.

**STATUTORY REFERENCE:**

A.R.S. § 28-332.2: Do multimodal state transportation planning, cooperate and coordinate transportation planning with local governments and establish an annually updated priority program of capital improvements for all transportation modes.

A.R.S. § 28-332.3: Design and construct transportation facilities in accordance with a priority plan and maintain and operate state highways, state owned airports and state public transportation systems.

**EQUIPMENT TO BE PURCHASED IF APPLICABLE:** N/A.

**PROJECT INVESTMENT JUSTIFICATION (PIJ):** N/A

**CLASSIFICATION OF POSITIONS:** N/A

**ANNUALIZATIONS:** This issue is a baseline issue that is updated annually. The \$509,300 related to the ADOT Maintenance Bonds occurs every 5 years and, as a result, is one-time in nature. ADOT will adjust accordingly to remove this funding from the base in the FY 2026 Budget Request.

Exhibit 1  
Exhibit 2-4.4 of the Contract Between ADOT and Connect 202 Partners, LLC

**EXHIBIT 2-4.4**

**ROUTINE MAINTENANCE BREAKDOWN**

All amounts are in year 2015 \$.

Year of Maintenance Period A	Maintenance Elements		Administrative Elements			Total Routine Maintenance G = B + C + D + E + F
	Landscape, Litter & Sweeping B	All Other Maintenance C	Bonds D	Insurance E	Other costs F	
1	\$ 644,068.51	\$ 693,871.67	\$ 246,198.87	\$ 482,870.65	\$ 1,093,047.06	\$ 3,160,056.76
2	\$ 644,068.51	\$ 693,871.67	\$ -	\$ 482,870.65	\$ 1,012,894.16	\$ 2,833,704.99
3	\$ 644,068.51	\$ 693,871.67	\$ -	\$ 482,870.65	\$ 1,012,894.16	\$ 2,833,704.99
4	\$ 644,068.51	\$ 693,871.67	\$ -	\$ 482,870.65	\$ 1,012,894.16	\$ 2,833,704.99
5	\$ 644,068.51	\$ 693,871.67	\$ -	\$ 482,870.65	\$ 1,012,894.16	\$ 2,833,704.99
6	\$ 644,068.51	\$ 693,871.67	\$ 509,339.60	\$ 482,870.65	\$ 1,012,894.16	\$ 3,343,044.60
7	\$ 644,068.51	\$ 693,871.67	\$ -	\$ 482,870.65	\$ 1,012,894.16	\$ 2,833,704.99
8	\$ 644,068.51	\$ 693,871.67	\$ -	\$ 482,870.65	\$ 1,012,894.16	\$ 2,833,704.99
9	\$ 644,068.51	\$ 693,871.67	\$ -	\$ 482,870.65	\$ 1,012,894.16	\$ 2,833,704.99
10	\$ 644,068.51	\$ 693,871.67	\$ -	\$ 482,870.65	\$ 1,012,894.16	\$ 2,833,704.99
11	\$ 644,068.51	\$ 693,871.67	\$ 293,584.03	\$ 482,870.65	\$ 1,012,894.16	\$ 3,127,289.03
12	\$ 644,068.51	\$ 693,871.67	\$ -	\$ 482,870.65	\$ 1,012,894.16	\$ 2,833,704.99
13	\$ 644,068.51	\$ 693,871.67	\$ -	\$ 482,870.65	\$ 1,012,894.16	\$ 2,833,704.99
14	\$ 644,068.51	\$ 693,871.67	\$ -	\$ 482,870.65	\$ 1,012,894.16	\$ 2,833,704.99
15	\$ 644,068.51	\$ 693,871.67	\$ -	\$ 482,870.65	\$ 1,012,894.16	\$ 2,833,704.99
16	\$ 644,068.51	\$ 693,871.67	\$ 839,507.88	\$ 482,870.65	\$ 1,012,894.16	\$ 3,673,212.88
17	\$ 644,068.51	\$ 693,871.67	\$ -	\$ 482,870.65	\$ 1,012,894.16	\$ 2,833,704.99
18	\$ 644,068.51	\$ 693,871.67	\$ -	\$ 482,870.65	\$ 1,012,894.16	\$ 2,833,704.99
19	\$ 644,068.51	\$ 693,871.67	\$ -	\$ 482,870.65	\$ 1,012,894.16	\$ 2,833,704.99
20	\$ 644,068.51	\$ 693,871.67	\$ -	\$ 482,870.65	\$ 1,012,894.16	\$ 2,833,704.99
21	\$ 644,068.51	\$ 693,871.67	\$ 245,016.31	\$ 482,870.65	\$ 1,012,894.16	\$ 3,078,721.30
22	\$ 644,068.51	\$ 693,871.67	\$ -	\$ 482,870.65	\$ 1,012,894.16	\$ 2,833,704.99
23	\$ 644,068.51	\$ 693,871.67	\$ -	\$ 482,870.65	\$ 1,012,894.16	\$ 2,833,704.99
24	\$ 644,068.51	\$ 693,871.67	\$ -	\$ 482,870.65	\$ 1,012,894.16	\$ 2,833,704.99
25	\$ 644,068.51	\$ 693,871.67	\$ -	\$ 482,870.65	\$ 1,012,894.16	\$ 2,833,704.99
26	\$ 644,068.51	\$ 693,871.67	\$ 654,120.40	\$ 482,870.65	\$ 1,012,894.16	\$ 3,487,825.39
27	\$ 644,068.51	\$ 693,871.67	\$ -	\$ 482,870.65	\$ 1,012,894.16	\$ 2,833,704.99
28	\$ 644,068.51	\$ 693,871.67	\$ -	\$ 482,870.65	\$ 1,012,894.16	\$ 2,833,704.99
29	\$ 644,068.51	\$ 693,871.67	\$ -	\$ 482,870.65	\$ 1,012,894.16	\$ 2,833,704.99
30	\$ 644,068.51	\$ 693,871.67	\$ -	\$ 482,870.65	\$ 1,095,187.91	\$ 2,915,998.74
<b>TOTAL</b>	<b>\$ 19,322,055.27</b>	<b>\$ 20,816,150.14</b>	<b>\$ 2,787,767.10</b>	<b>\$ 14,486,119.48</b>	<b>\$ 30,549,271.53</b>	<b>\$ 87,961,363.52</b>



## Exhibit 2

### Section 13.5.6 of the Contract Between ADOT and Connect 202 Partners, LLC

**13.5.6** The annual payments of the Maintenance Price will be escalated or reduced as described in this **Section 13.5.6**. The Parties shall document such escalations or reductions annual in a Supplemental Agreement, or as otherwise mutually agreed.

(a) Each Annual Routine Maintenance Payment will be escalated or reduced based on changes in CPI, as follows:

$$\text{Adjusted Annual Routine Maintenance Payment}_{\text{Year Y}} = \text{Annual Routine Maintenance Payment}_{\text{Year Y}} \times (\text{CPI} / \text{BCPI})$$

Where:

Annual Routine Maintenance Payment<sub>Year Y</sub> = the applicable year's Annual Routine Maintenance Payment as listed in Exhibit 2-4.4:

"CPI" = the CPI most recently published prior to the month in which Year Y commenced: and

BCPI = Base CPI

# Arizona Department of Transportation

## FY 2025 Decision Package

**Title: Department Fleet Operations Fund Appropriation**

**Priority: 6**

**FTE: 25; Request: \$7,015,800**

Fund Source:

Department Fleet Operations Fund (DT2071/DT59340)	\$4,007,900
State Highway Fund - Operating Lump Sum (DT2030/DT58000)	\$385,000
State Highway Fund - Maintenance SLI (DT2030/DT58170)	\$2,604,800
State Aviation Fund – Operating Lump Sum (DT2005/DT58000)	\$18,100

---

**SUMMARY:**

The Arizona Department of Transportation (ADOT) requests an ongoing increase of \$4,007,900 in the Department Fleet Operations Fund appropriation and corresponding increases in the appropriations that fund the activity that occurs in the fund. Those amounts are \$385,000 for the SHF/Lump Sum appropriation, \$2,604,800 for the Highway Maintenance SLI, and \$18,100 for the State Aviation Fund appropriation.

**BACKGROUND:**

Pursuant to A.R.S. § 28-7006, the ADOT Equipment Services Section (EQS) uses the Department Fleet Operations Fund to maintain, service, and repair the Department’s fleet. Additionally, the appropriation houses maintenance, service, and repair expenses for the state fleet prior to expenditure transfers to the State Fleet Operations appropriation.

Increased Cost Pressures

Due to a number of factors, including global supply chain issues, increasing costs of parts and services, and higher maintenance costs due to the difficulty in procuring new vehicles to replace aging ones, there is increased pressure on the appropriation for the Department Fleet Operations Fund. ADOT does not have appropriation capacity to absorb additional increased costs. Since FY 2019, expenditures have been very close to the appropriation limit, raising concerns about the potential for reaching the limit and jeopardizing ADOT’s ability to maintain its maintenance and enforcement operations and provide critical service to the state fleet. The chart below shows appropriation and expenses since FY 2019. The FY 2023 expenditures are closer to the appropriation limit than they appear. ADOT received a one-time \$6,000,000 fuel appropriation in the Department Fleet Operations Fund for FY 2023 that allowed the department to spend above the ongoing \$21,110,500 appropriation. Without that appropriation, ADOT’s expenditures would have exceeded its appropriation authority by \$744,000. ADOT would have been unable to maintain either its fleet or the State Fleet throughout FY 2023.

	Appropriation	Expenditures	Difference	% of Approp Remaining
FY 2019	\$18,609,300	\$18,491,600	\$117,700	0.63%
FY 2020	\$18,654,800	\$18,074,700	\$580,100	3.11%
FY 2021	\$19,167,800	\$19,084,300	\$83,500	0.44%
FY 2022	\$19,285,200	\$18,890,900	\$394,300	2.04%
FY 2023	\$21,110,500 <sup>1</sup>	\$21,854,500	\$744,000	(3.52)%

<sup>1</sup> Appropriation excludes one-time fuel appropriation of \$6,000,000.

The Department Fleet Operations Fund is critical to operating both the ADOT fleet and the state fleet. All expenditures for maintenance, service, and repairs for the state fleet are charged to the fund prior to being offset to the State Fleet Operations Fund. ADOT EQS invoices state fleet customers at the beginning of each month for the prior month's expenses and then offsets the expenditures to the State Fleet Operations Fund after that fund receives the payment. If the expenditures in the Department Fleet Operations Fund reach the appropriation limit, ADOT EQS will not be able to maintain either the ADOT fleet or the state fleet. See Exhibit 1 for a visual aid depicting the cash flows in the Department Fleet Operations Fund and the State Fleet Operations Fund.

The appropriation is experiencing cost pressures in four areas: aging fleet, increased costs for parts, increased external costs for repairs, and an expanding State Fleet.

In FY 2022, the legislature passed and the governor signed HB2862, which increased the Vehicle Replacement SLI by \$7,100,000; however, due to supply chain issues, it will take several years to fully replace all of the older vehicles. Currently, there are 297 vehicles in the ADOT fleet that have exceeded their mileage replacement criteria and 285 vehicles with lifetime maintenance costs that exceed the acquisition cost. When vehicles are retained beyond their normal life cycle, the vehicles need repairs more frequently, and the repairs become more in-depth and costlier.

From FY 2022 to FY 2023, the cost of parts increased 6% to 35%, depending on the part, and overall parts expenditures increased from \$7,170,911 to \$7,873,375 (9.8% increase). Some examples of increased parts costs are:

- Part # GDY22565R17 (highest use tire) increased from \$94.43 to \$102.29 per unit. An increase of 8.3%
- 5W30 and 5W20 Motor Oil increased from \$1.42 to \$2.19 per quart. An increase of 54%
- Part # FLT1624780 Chevy Impala Cabin Air Filter increased from \$7.48 to \$8.41 per filter. An increase of 12.4%

Commercial outsourcing costs have similarly increased. ADOT EQS sends vehicles to vendors to repair when it is less costly for commercial vendors to perform the necessary repairs, and those repairs cost 50% to 75% more in FY 2023 than FY 2022. The examples below show vendor charges for performing the same preventive maintenance on a specific vehicle to get that vehicle ready for snow season:

- Vendor PM-D on Freightliner Snow plow:
  - 2023: \$6,103.58
  - 2022: \$3,991.74
  - **53% increase**

- Vendor PM-D on International Truck:
  - 2023: \$3,315.96
  - 2022: \$1,844.72
  - **80% increase**

Within the last three years, 1,950 vehicles have been transferred to ADOT’s fleet operations. This includes 1,100 vehicles transferred from ADOA in FY 2020, 450 vehicles managed via Interagency Service Agreements (ISA’s), 300 vehicles consolidated into the State Fleet that were formerly managed by 12 different agencies (non-managed fleet), and over 100 Department of Forestry and Fire Management (DFFM) assets related to the Healthy Forest Initiative. ADOT EQS manages each asset’s replacement cycle, warranty claims, Risk Management claims, monthly billing cycles, Preventative Maintenance intervals, budget oversight, fuel card oversight, and many other important items. After consolidating vehicles from various agencies, ADOT EQS found that most of these vehicles required additional repairs and in many cases were not brought in timely for Preventative Maintenance intervals. This has led to additional repair requirements, and some vehicles had to be replaced before their normal replacement cycle period. EQS received only one additional FTE from the Arizona Department of Administration and two from the Arizona School for the Deaf and Blind. This staffing level has proven insufficient to maintain the targeted return to service rate. ADOT will be onboarding the Department of Child Safety (DCS) fleet of 801 vehicles in FY 2025, which will require further additional appropriation and staff.

Delayed Rate Increases

Each year, fleet management service charges (FMSC) and usage rates are set in June using actual activity from the prior 12 months (June through May). These rates take effect on July 1. To date, rates have been calculated using past actuals and did not account for increasing prices. For example, in the past rates for FY 2025 requests would have used FY 2023 rates. Unexpected price increases occurred during FY 2022 and continued into FY 2023.

**OPTIONS CONSIDERED AND REASONS FOR REJECTION:**

The “do nothing” option has been rejected. Deferring maintenance on department and state vehicles would result in improperly maintained vehicles that would age prematurely. The issue with the inability to acquire new vehicles due to supply chain issues would further exacerbate the pressure on the appropriation.

**RECOMMENDED OPTION:**

ADOT requests an appropriation increase of \$4,007,900 in the Department Fleet Operations Fund (DT2071) and corresponding increases of \$3,007,900 in the appropriations that fund the activity that occurs in the Department Fleet Operations Fund (DT2071). Please see the tables below for additional information.

Vehicles and Heavy Equipment Maintenance Appropriation	
FY 2025 Projected Expenditures <sup>1</sup>	\$27,219,300
Additional Positions	\$1,997,600
FY 2025 Requirement	\$29,216,900
FY 2024 Appropriation	\$25,209,000
<b>FY 2025 Request</b>	<b>\$4,007,900</b>

<sup>1</sup>Projected expenditures includes a \$1,000,000 contingency.

The increased appropriations are necessary to account for increased costs associated with servicing the ADOT fleet and the state fleet. Without a functioning fleet, ADOT is unable to adequately maintain the State highway system.

The increased appropriation authority of \$3,007,900 in the funds listed below is solely to account for increased costs associated with servicing the ADOT fleet. Funding adjustments for the state fleet have been requested in the Statewide Fleet Operations Adjustments Decision Package. Without the appropriate capacity and revenue, ADOT EQS may be unable to perform critical service needed to keep both the ADOT and state fleets on the road. Because agencies that participate in the state fleet are billed in July of the subsequent fiscal year for expenses incurred in June, the appropriation must have capacity to contain those expenditures until they can be offset to the State Fleet Operations Fund after the fiscal year has closed. This requires approximately \$979,800 in additional authority that will be used for cash flow purposes only and will ultimately be reverted.

ADOT Appropriation Request	
Highway Maintenance SLI (DT58172 / DT2030)	\$2,604,800
Operating Lump Sum (DT58000 / DT2030)	\$385,000
Operating Lump Sum - Aviation (DT58000 / DT2005)	\$18,100
Department Fleet Operations Fund (DT2071/DT59340)	\$4,007,900
<b>FY 2025 ADOT Funding Request</b>	<b>\$7,015,800</b>

Additionally, With the increased number of vehicles that have been transferred to ADOT’s fleet operations along with the advanced fleet operational support requirements, ADOT Equipment Services’ headcount needs to increase. Equipment Services headcount cap was set in 2017 at 190 employees, well before any of the above fleets were transferred to ADOT. See Exhibit 2 included in this request for a list requested positions to properly manage the expanded fleet.

**IMPACT OF NOT FUNDING IN THIS YEAR:**

Maintaining the current appropriation will require ADOT to defer necessary maintenance on state fleet and department vehicles. Vehicles would not be maintained properly, and necessary repairs would be delayed. The availability of vehicles for ADOT’s and other agencies’ needs would be negatively impacted.

**PROMOTING EQUITABLE OUTCOMES**

1. How does this funding request impact existing equity gaps for historically underserved, marginalized, or adversely affected groups, positively or negatively?

The Federal Highway Administration (FHWA) and other funders, the National Environmental Policy Act of 1969 (NEPA), Title VI of the Civil Rights Act of 1964, the Americans with Disabilities Act, Equal Employment Opportunity (EEO), EEO Contractor Compliance, On the Job Training (OJT), Disadvantaged Business Enterprise (DBE) ,and the Executive Orders for Environmental Justice and Limited English Proficiency require that historically underserved, marginalized, or adversely affected groups receive outreach before any major highway study or project is undertaken. Projects and studies that have a disproportionate impact on these groups must be redesigned to accommodate their needs.

2. How has the department included voices/feedback in the decision-making process of people that will be directly impacted by the spending plan implementation and the groups that will be targeted? How has this input affected the request?

The development of ADOT's Five-Year Transportation Program involves extensive public outreach and participation, all of which must be documented. For ADOT, the project approval process includes presentation to the State Transportation Board, followed by one or more Public Hearings, before gaining final approval from the Board. ADOT is required to include voices representative of all of the Arizona residents who live near new, expanded, or rehabilitated infrastructure and who travel it regularly. This decision package is designed to maintain vehicles and equipment required to build new infrastructure and maintain the infrastructure established through this process.

**OUTCOMES SUPPORTED:**

This issue incorporates the Governor's goals as outlined in the Blueprints as shown below:

- affordable and thriving economy
- infrastructure
- border security, public safety, and criminal justice

This issue also incorporates ADOT's strategic plan goals as follows:

- promoting transportation safety
- maximizing resources

**PERFORMANCE MEASURES TO QUANTIFY SUCCESS OF THE SOLUTION:**

Appropriation level set to allow full utilization of the state fleet and ADOT fleet.

Return to Service 2018 vs. current - on average the Return to Service metric in 2018 showed 68% of the time this metric was achieved. Our current metric indicates the Return to Service metric is met only 49% of the time. The overall goal is 60%.

Number of days Get Ready vehicles are awaiting to be started on for upfitting processes is currently 19 days on average. The overall goal is 10 days or less.

**STATUTORY REFERENCE (N/A if not applicable to issue):**

A.R.S. § 28-7006. Department fleet operations fund

**EQUIPMENT TO BE PURCHASED IF APPLICABLE:** N/A

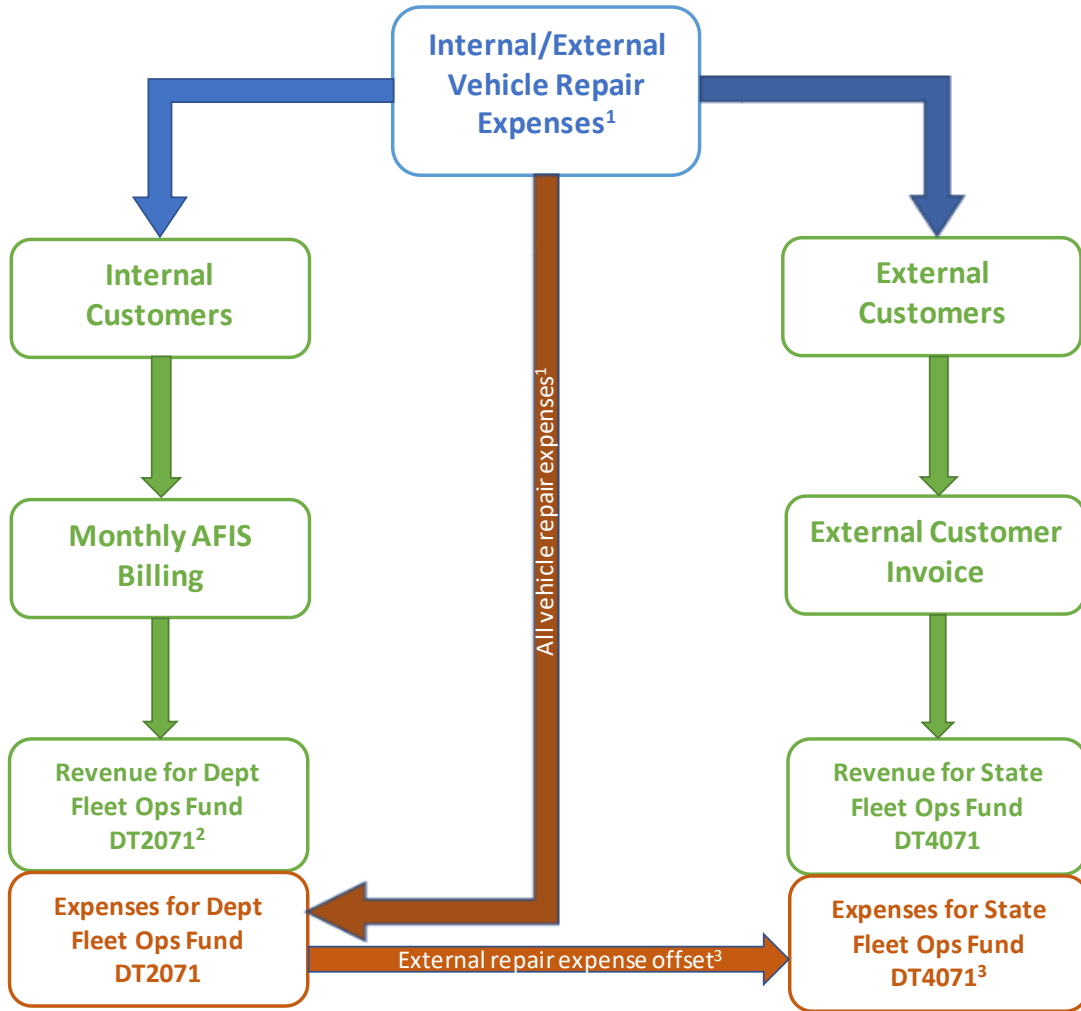
**CLASSIFICATION OF POSITIONS:** See Exhibit 2

**PROJECT INVESTMENT JUSTIFICATION (PIJ):** N/A

**ANNUALIZATIONS:** N/A

Exhibit 1

**Equipment Services Fleet Operations Cash Flow**



<sup>1</sup> All expenses are initially charged to the Dept Fleet Ops Fund (DT2071)

<sup>2</sup> Internal customers are billed monthly in AFIS and the revenue is deposited to the Dept Fleet Ops Fund (DT2071)

<sup>3</sup> Expenses for external customers are offset to the State Fleet Ops Fund (DT4071) after that fund receives revenue from external billings.

Exhibit 2

Additional Positions Required

Job Code	Position	Grade	Salary	ERE	Total Pay	No. of FTE	Salary Total	ERE Total	Grand Total
AUN04463	Program Proj Spct	19	\$58,079.00	\$29,056.52	\$87,135.52	4	\$ 232,316.00	\$ 116,226.07	\$ 348,542.07
AUN04213	Training Officer 1	19	\$58,079.00	\$29,056.52	\$87,135.52	2	\$ 116,158.00	\$ 58,113.03	\$ 174,271.03
AUN08146	Eqp Svc Asst	14	\$40,474.00	\$25,331.30	\$65,805.30	3	\$ 121,422.00	\$ 75,993.90	\$ 197,415.90
AUN03879	Eqp Repair Tehnician	17	\$49,034.00	\$27,142.59	\$76,176.59	8	\$ 392,272.00	\$ 217,140.76	\$ 609,412.76
AUN07495	Eqp Repair Lead Tech	18	\$54,449.00	\$28,288.41	\$82,737.41	2	\$ 108,898.00	\$ 56,576.82	\$ 165,474.82
AUN08147	Eqp Parts Expeditor	16	\$42,955.00	\$25,856.28	\$68,811.28	2	\$ 85,910.00	\$ 51,712.56	\$ 137,622.56
AUN04112	Cust Svc Rep 2	15	\$39,666.00	\$25,160.33	\$64,826.33	1	\$ 39,666.00	\$ 25,160.33	\$ 64,826.33
AUN06542	Fleet Coord/Analyst	19	\$58,079.00	\$29,056.52	\$87,135.52	1	\$ 58,079.00	\$ 29,056.52	\$ 87,135.52
S10008	Business Analyst	24	\$86,400.00	\$35,049.24	\$121,449.24	1	\$ 86,400.00	\$ 35,049.24	\$ 121,449.24
AUN04614	Spcl Proj Coordinator	21	\$61,591.00	\$29,799.66	\$91,390.66	1	\$ 61,591.00	\$ 29,799.66	\$ 91,390.66
<b>Total</b>						<b>25</b>	<b>\$ 1,302,712.00</b>	<b>\$ 694,828.86</b>	<b>\$ 1,997,540.86</b>



# Arizona Department of Transportation

## FY 2025 Decision Package

### Title: State Fleet Operations Adjustments

Priority: 7

FTE: 0; Request: \$9,730,300

Fund Source:

State Fleet Operations Fund (DT4071)

\$9,730,300

**SUMMARY:**

A.R.S. §28-472 provides the Arizona Department of Transportation (ADOT) statutory authority and responsibility to manage the state motor vehicle fleet. Due to fluctuations in labor, fuel prices, parts, insurance, and other operating costs, ADOT anticipates that annual adjustments in appropriation authority to the State Fleet Operations Fund will be required. These adjustments are ongoing. In FY 2025, ADOT anticipates onboarding the Department of Children’s Services (DCS) and Arizona School for the Deaf and Blind (ASDB) fleets. There are one-time costs associated with onboarding.

**BACKGROUND:**

In FY 2022, under A.R.S. §28-472, the Arizona Department of Transportation (ADOT) assumed statutory authority and responsibility to manage the state motor vehicle fleet. Unless agencies are explicitly exempted from the state fleet in A.R.S. § 28-472, ADOT is the only agency with the authority to manage the fleet.



The State Fleet Operations Fund (DT4071) was created in FY 2022 when ADOT assumed control of the state fleet. ADOT calculates rates for fleet management services to be reimbursed for expenditures. ADOT directly charges member departments and agencies of the state motor vehicle fleet for its services. The State Fleet Operations Fund

(DT4071) is for operations revenues and costs like vehicle maintenance, administration costs, fuel, and all other non-recapitalization costs. In addition to managing the state fleet, ADOT provides maintenance services for exempt agencies via Interagency Service Agreements (ISAs). ADOT also provides fuel to exempt agencies and non-state agencies such as school districts and fire districts via Intergovernmental Agreements (IGAs). Certain fleet exempt agencies have chosen to have ADOT manage all aspects of their fleet operations. ADOTs fueling stations also serve as the emergency reserve for all of the state agencies.

<b>Fleet Definitions</b>	
Managed Fleet or State Fleet	Vehicles belonging to state agencies that are not explicitly exempted from the state fleet in A.R.S. § 28-472.
Exempt Fleet	Fleets managed by agencies that are explicitly exempted from the state fleet in A.R.S. § 28-472.

*Fleet Annual Adjustments*

Due to fluctuations in labor, fuel prices, parts, insurance, and other operating costs, ADOT anticipates that annual adjustments in appropriation authority to the State Fleet Operations Fund will be required. Due to changes in fuel prices, parts prices, a tight labor market, market volatility, and continuing supply chain issues, coupled with the unavailability of new vehicles from manufacturers that meet fleet standards, adjustments are required for FY 2025. In addition, the overall fleet is subject to increase or decrease over time as State agencies adapt to evolving business requirements.

Traditionally, ADOT has based its cost recovery charge back rates for the current fiscal year on the expenditures for the previous fiscal year and made its annual budget request based on the current year’s rates. Because of the continuing increases for parts and vendor services and the need for additional employees to manage the fleets, ADOT has added 15% to its FY 2024 Fleet Management Service Charge (FMSC) and Usage Rates (please see Exhibit 1). As shown in Exhibit 2, all activity initially takes place in ADOT’s Department Fleet Operations Fund (DT2071) as ADOT would have to maintain a balance of \$5 million or more in the State Fleet Operations Fund (DT4071) in order to support monthly payroll, parts, fuel, and vendor costs. The inability to purchase replacement vehicles in a timely manner for the past two fiscal years has exacerbated this issue as the cost of servicing a vehicle operating beyond its expected lifecycle is higher than the cost of servicing a vehicle operating within its expected lifecycle. In addition, adding vehicles to the state fleet that were previously not part of the managed fleet has been a factor in increased costs as they are older, had limited oversight, and require additional investment in order to bring them up to state safety standards.

*Incorporation of ASDB and DCS Fleets*

In FY 2025, ADOT anticipates incorporating the previously exempted ASDB and DCS fleets into the state fleet. ADOT currently manages the ASDB fleet through an ISA, and incorporating ASDB’s 239 vehicles into the State Fleet should be a seamless process. However, DCS’ 801 vehicles have been managed under a different process. In FY 2023, ADOT incorporated into the State Fleet 297 vehicles at non-exempt agencies that should have been part of the managed fleet but had not historically been included. The work entailed to bring those vehicles to meet the standards, including safety standards, set by ADOT’s fleet operations was markedly costlier than maintaining vehicles that were part of the historically managed fleet. The additional repair cost in FY 2023 to bring these vehicles up to standard was \$305,300, an average of \$1,028 per vehicle ( $\$305,300 / 297 = \$1,028$ ). Preliminary inspection shows DCS’ vehicles to be in similar condition to the non-managed fleet vehicles incorporated in FY 2023. More than ¼ of the DCS fleet (235 of 801 vehicles) is in urgent need of replacement. Please see the Fleet Replacement Funding issue for further details. One hundred twenty-six vehicles in its fleet are 13 years old or older. ADOT anticipates a cost of \$1,000 per vehicle (801 DCS vehicles x \$1,000 per vehicle = \$801,000) to incorporate the DCS fleet and bring it up to ADOT’s safety and operational standards. Rather than spreading the cost across all fleet agencies as expenditures will be captured in future rates for the entire State Fleet, ADOT is proposing that DCS be funded for a one-time \$801,000 onboarding fee.

ADOT will require additional fleet staff, such as technicians and parts specialists, to maintain the State Fleet. As of July 1, 2023, the State Fleet contained 1,362 vehicles, ASDB's fleet contained 239 vehicles, and DCS' fleet contained 801 vehicles. Incorporating ASDB and DCS will expand the State Fleet to 2,402 vehicles, increasing the size of the Fleet by approximately 75%. As DCS' fleet enters ADOT's management, it will increase the number of vehicles managed by approximately 50%. Please see the Department Fleet Operations Fund Appropriation issue for additional details. As noted above and shown in Exhibit 2, all State Fleet activity initially occurs in the Department Fleet Operations Fund before being offset to the State Fleet Operations Fund.

#### Exempt Fleet

Several agencies exempted from the state fleet in A.R.S. § 28-472 contract with ADOT to maintain all or a portion of their fleets. Nearly all exempt agencies use ADOT fuel due to the cost savings to their direct budgets. In fact, exempt agency fuel use is more than double the fuel use by non-exempt state fleet agencies. The Department of Public Safety (DPS) used more than 1,000,000 gallons of ADOT fuel in FY 2023. The same parts, vendor and fuel price pressures that impact the managed fleet are affecting ADOT's ability to service the exempt fleet.

#### Non-state Agencies

ADOT has provided fuel to school districts, fire districts, rural municipalities and other non-state governmental agencies for more than two decades. Many of these governmental agencies are in rural areas, and having ADOT fuel available to them is a critical resource for them. Using the Department of Transportation Interagency Service Agreement Fund and Interagency Governmental Agreement Fund (DT2501) is no longer an option. Laws 2021, 1st Regular Session, Chapter 413 (SB 1829), Section 28 transferred "all unexpended and unencumbered monies remaining in the department of transportation interagency service agreement fund and interagency governmental agreement fund established pursuant to section 35-131, subsection H, Arizona Revised Statutes, relating to motor vehicle fleet activities...to the state fleet operations fund established by section 28-475, Arizona Revised Statutes..." While the amount of fuel purchased is relatively small and paid for by non-state governmental agencies, ADOT requires appropriation capacity to deposit this outside revenue and purchase the bulk fuel these agencies consume. In FY 2025, ADOT estimates this will amount to \$1,361,600.

#### Preparing for the Unexpected

Despite a 10% contingency that was built into the appropriation, ADOT struggled to operate within its appropriation authority in FY 2022 due to skyrocketing costs for fuel, parts, and vendor services. These fluctuations began in the fourth quarter of the fiscal year. Had they occurred earlier, ADOT would have had to make difficult decisions, including directing agencies to use commercial fuel instead of ADOT fuel, costing agencies considerably more money for fuel. For this reason, ADOT received a one-time fuel appropriation in FY 2023 and a 20% contingency for FY 2024. ADOT is requesting a 20% contingency again for FY 2025. Uncertainty and price volatility are starting to wane, but ADOT requires the capacity to handle emergencies as they arise. Because this fund is controlled by cash received from outside agencies, in the event that prices stabilize, additional appropriation authority cannot be accessed.

In addition to global supply issues, ADOT fuel use is heavily impacted by large wildfires, hurricanes that reduce refinery capacity, and any other events that impact the global supply chain. Without adequate appropriation capacity, ADOT would be required to ration the fuel used by other state agencies as emergencies arise. This means that if fuel prices spike or an emergency that requires large fuel usage occurs, DPS and other public safety agencies that cannot reduce fuel usage significantly would be required to purchase large quantities of commercial fuel at significantly higher prices.

Keeping the Fleet operational requires sufficient appropriation authority to manage unexpected price increases. The cost of servicing a vehicle increases as the vehicle ages. The current difficulty acquiring replacement vehicles has an adverse effect on ADOT's ability to purchase parts and services within its current appropriation.

**OPTIONS CONSIDERED AND REASONS FOR REJECTION:**

Existing appropriation authority could be maintained. This does not account for increased fuel prices, fuel usage and parts and vendor prices. ADOT would be required to ration fuel provided to others, including public safety agencies like DPS. Vehicles could not be maintained properly, and needed repairs may require delays.

**RECOMMENDED OPTION:**

ADOT is requesting expanded appropriation authority of \$9,730,300 in the State Fleet Operations Fund (DT4071) for FY 2025 for a total appropriation authority of \$33,392,900. An increase to the appropriation is needed to account for incorporation of the DCS and ASDB fleets and adjustments to operating costs for the existing state fleet, the exempt fleet, and other agencies. ADOT services and provides fuel for certain vehicles in the exempt fleet and fuel for some non-state agencies. As shown in Exhibit 1, \$801,000 of the \$9,730,300 request is for one-time funding. DCS would pay ADOT a one-time, up-front fee to bring its fleet up to the safety standards of the State Fleet.

State Fleet Operations Fund (DT4071)	
FY 2025 Requirement	\$33,392,900
FY 2024 Appropriation	\$30,454,400
FY 2024 One-Time Funding	(\$6,791,800)
<b>FY 2024 Request</b>	<b>\$9,730,300</b>

FY 2024 to FY 2025 Comparison State Fleet Operations Fund (DT4071)			
	FY 2024 Appropriation <sup>1</sup>	FY 2025 Request	Difference
State Fleet <sup>2</sup>	\$8,914,500	\$17,230,700	\$8,316,200
Exempt Agencies <sup>2</sup>	\$15,016,100	\$8,567,600	(\$6,448,500)
Outside Agencies	\$1,448,100	\$1,361,600	(\$86,500)
Contingency <sup>3</sup>	\$5,075,700	\$5,432,000	\$356,300
Onboarding Costs	\$0	\$801,000	\$801,000
<b>Totals</b>	<b>\$30,454,400</b>	<b>\$33,392,900</b>	<b>\$2,938,500</b>

<sup>1</sup>Includes 1-time funding of \$6,791,800.

<sup>2</sup>Incorporating ASDB and DCS into the State Fleet shifts appropriation requirements from Exempt Agencies to the State Fleet.

<sup>3</sup>Contingency is calculated at 20% of the total of the State Fleet, Exempt Agencies, and Outside Agencies request but excludes Onboarding Costs.

This request is for appropriation authority only. Cash from state fleet, exempt fleet, and non-state agency revenues will remain a strict control on expenditures. ADOT operates the state fleet on a reimbursement basis and receives no funding from other sources.

**IMPACT OF NOT FUNDING IN THIS YEAR:**

If no changes are made, agencies would not be properly funded for their operational costs. ADOT fuel would need to be rationed, and agencies would be required to use more expensive commercial fuel. Maintenance costs would exceed the purchase cost for many vehicles, further impacting the ADOT’s capacity to maintain the fleet.

**PROMOTING EQUITABLE OUTCOMES**

1. How does this funding request impact existing equity gaps for historically underserved, marginalized, or adversely affected groups, positively or negatively?

The State Fleet is used for a variety of purposes, including case management visits, outreach to small and disadvantaged businesses, and keeping public spaces safe and clean. A well-run State Fleet helps ensure State services reach all eligible Arizonans.

2. How has the department included voices/feedback in the decision-making process of people that will be directly impacted by the spending plan implementation and the groups that will be targeted? How has this input affected the request?

ADOT has worked with all State Fleet participating agencies to ensure their business needs are met. Agencies make operational decisions based on their missions, which often include meeting client needs.

**OUTCOMES SUPPORTED:**

This issue incorporates the Governor’s goals as outlined in the Blueprints as shown below:

- affordable and thriving economy
- infrastructure
- improving education
- housing and human services
- resilience, water and the environment

This issue also incorporates ADOT’s strategic plan goals as follows:

- promoting transportation safety
- maximizing resources

**PERFORMANCE MEASURES TO QUANTIFY SUCCESS OF THE SOLUTION:**

Adequate increases in appropriations to fully support fleet management costs

**STATUTORY REFERENCE:**

A.R.S. §28-472

**EQUIPMENT TO BE PURCHASED IF APPLICABLE:** N/A

**PROJECT INVESTMENT JUSTIFICATION (PIJ):** N/A

**CLASSIFICATION OF POSITIONS: N/A**

**ANNUALIZATIONS: N/A**

**Exhibit 1**  
**Arizona Department of Transportation**  
**State Fleet Operations Fund**  
**FY 2025**

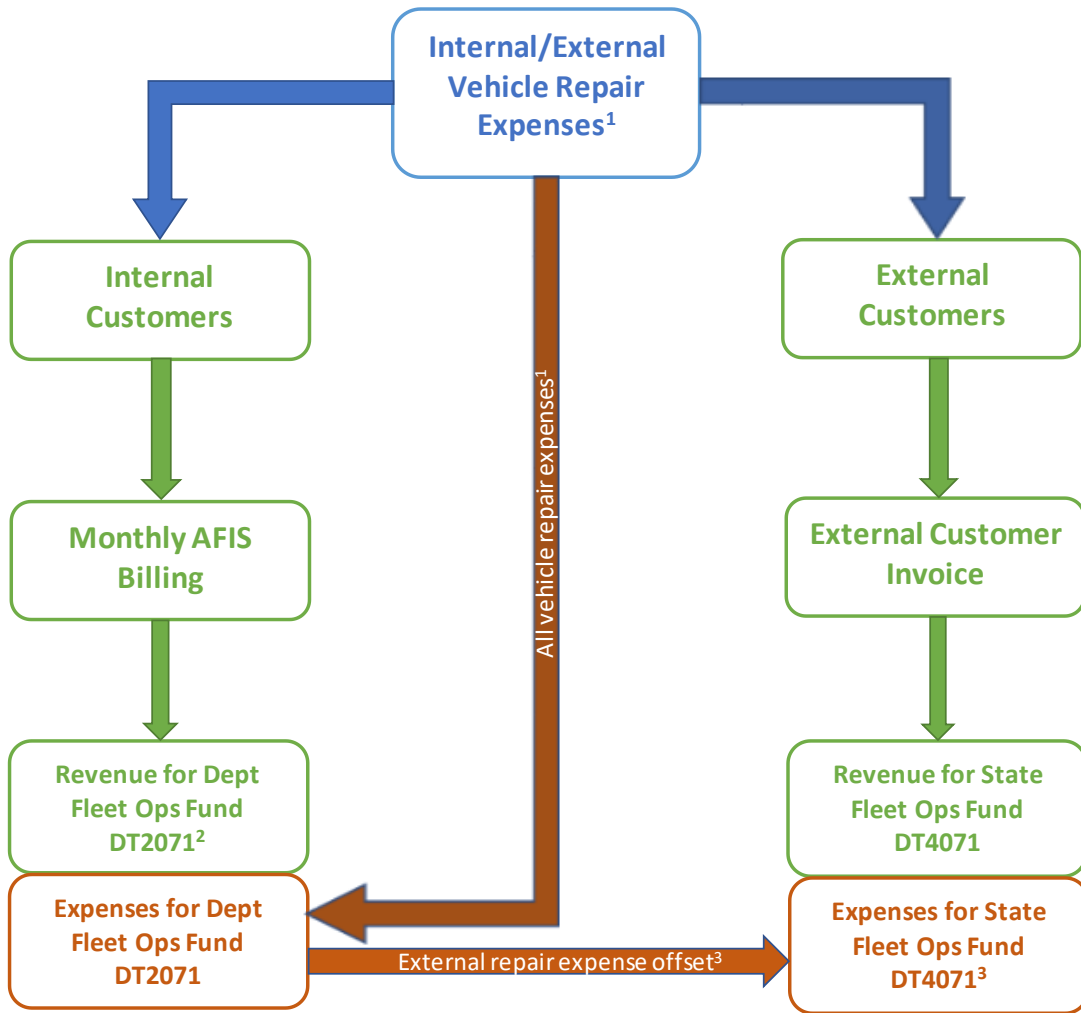
	State Fleet	Exempt Agencies <sup>1</sup>	Outside Agencies	Total
<b>Beginning Balance<sup>2</sup></b>	<b>\$2,831,112</b>	<b>N/A</b>	<b>N/A</b>	<b>\$2,831,112</b>
<b>Revenues</b>				
Usage Charge	\$8,382,000	\$285,300	\$0	\$8,667,300
Direct Labor Costs <sup>3</sup>	\$0	\$1,321,200	\$0	\$1,321,200
FMSC	\$605,300	\$30,100	\$0	\$635,400
GPS	\$419,900	\$25,200	\$0	\$445,100
Fuel	\$3,044,700	\$6,551,100	\$1,353,000	\$10,948,800
Misc Fuel Card	\$1,386,800	\$0	\$0	\$1,386,800
Fleet Focus	\$142,400	\$0	\$0	\$142,400
Surplus	\$50,000	\$0	\$0	\$50,000
ICAP - Fleet	\$1,449,900	\$86,900	\$0	\$1,536,800
ICAP - Fuel	\$19,500	\$42,100	\$8,600	\$70,200
ICAP - Labor	\$0	\$122,000	\$0	\$122,000
Insurance	\$1,730,200	\$103,700	\$0	\$1,833,900
Contingency <sup>4</sup>	\$5,432,000	\$0	\$0	\$5,432,000
Onboarding Fee	\$801,000	\$0	\$0	\$801,000
<b>Total Revenues<sup>5</sup></b>	<b>\$23,463,700</b>	<b>\$8,567,600</b>	<b>\$1,361,600</b>	<b>\$33,392,900</b>
<b>Expenditures</b>				
Maintenance and Repair	\$8,382,000	\$1,606,500	\$0	\$9,988,500
Overhead (incl. Licensing, Registration)	\$605,300	\$30,100	\$0	\$635,400
GPS	\$419,900	\$25,200	\$0	\$445,100
Fuel (incl. Fuel Admin)	\$3,044,700	\$6,551,100	\$1,353,000	\$10,948,800
Fuel Card Service/Misc	\$1,386,800	\$0	\$0	\$1,386,800
Fleet Focus	\$142,400	\$0	\$0	\$142,400
Surplus Activities	\$50,000	\$0	\$0	\$50,000
ICAP - Fleet	\$1,449,900	\$86,900	\$0	\$1,536,800
ICAP - Fuel	\$19,500	\$42,100	\$8,600	\$70,200
ICAP - Labor	\$0	\$122,000	\$0	\$122,000
Insurance	\$1,730,200	\$103,700	\$0	\$1,833,900
Contingency <sup>4</sup>	\$5,432,000	\$0	\$0	\$5,432,000
Onboarding Fee	\$801,000	\$0	\$0	\$801,000
<b>Total Expenditures<sup>5</sup></b>	<b>\$23,463,700</b>	<b>\$8,567,600</b>	<b>\$1,361,600</b>	<b>\$33,392,900</b>
<b>Ending Balance</b>	<b>\$2,831,112</b>	<b>\$0</b>	<b>\$0</b>	<b>\$2,831,112</b>

1. AZ Game and Fish is accounted for under exempt agencies due to restricted funds at Game and Fish. Game and Fish and ADOT entered into an ISA allowing Game and Fish to manage their fleet with ADOT oversight.
2. Due to the revolving nature of the fleet operations fund, with payments for services coming after expenditures have been made, ADOT requires a \$1.6 million beginning balance in the fund each year. Note that this is only for the operating side of the fund and does not account for recapitalization monies. The beginning balance of the fund when ADOT initiated operations on October 1, 2022 was \$590,400. The \$2,831,112 ending balance for FY 2023 is a function of timing. The majority of those funds were committed to FY 2023 expenditures that had not been billed. Should this amount prove insufficient for operations, ADOT may seek additional funds in future fiscal years.
3. Agencies that do not pay usage charges for their fleets pay direct labor costs anytime ADOT performs vehicle maintenance and repair for them.
4. Due to the uncertainty in revenues and expenditures from fuel costs, vehicle usage, fleet maintenance and repair needs, parts prices, vendor service prices, or other fluctuations outside of ADOT's control, ADOT has requested a total appropriation of \$33,392,900 for the operations fund, an increase of \$9,730,300 over FY 2023. This includes a contingency of 20% of expected expenditures, which represents the uncertainty in revenues and expenditures.
5. Note that even if ADOT receives \$33,392,900 in appropriation authority, cash from revenues will still be a strict control on expenditures within this fund. There will be no non-fleet activities in this fund to "subsidize" activities if expenditures exceed revenues.



Exhibit 2

Equipment Services Fleet Operations Cash Flow



<sup>1</sup> All expenses are initially charged to the Dept Fleet Ops Fund (DT2071)

<sup>2</sup> Internal customers are billed monthly in AFIS and the revenue is deposited to the Dept Fleet Ops Fund (DT2071)

<sup>3</sup> Expenses for external customers are offset to the State Fleet Ops Fund (DT4071) after that fund receives revenue from external billings.

# Arizona Department of Transportation

## FY 2025 Decision Package

**Title: ADOT Fuel – Keeping Arizona on the Road**

**Priority: 8**

**FTE: 0; Request: \$5,159,400**

Fund Source:

State Highway Fund - Operating Lump Sum (DT2030/DT58000)	\$1,547,800
State Highway Fund - Maintenance SLI (DT2030/ DT58170)	\$3,611,600

---

**SUMMARY:**

The Arizona Department of Transportation (ADOT) Equipment Services (EQS) requests \$5,159,400 ongoing additional appropriation in both the State Highway Fund/Lump Sum Appropriation and the State Highway Fund Maintenance SLI for FY 2025 so that EQS can continue to purchase the fuel required to maintain ADOT's current level of operations and support an anticipated increased workload in FY 2025.

**BACKGROUND:**

ADOT maintains the interstate and state highways throughout the State of Arizona, overseeing repairs caused by accidents, providing routine maintenance, inspecting commercial vehicles, and ensuring the roads reopen after storms by plowing snow, pumping water off the highway, and removing downed trees and other debris. These activities require approximately 1,400,000 gallons of unleaded and 900,000 gallons of diesel fuel each year. Since the spring of 2022, fuel has undergone extreme price fluctuations. Between August 1, 2023 and September 1, 2023 while this budget issue was prepared, the price of fuel rose by nearly \$1 per gallon. It is imperative that ADOT has the capability to purchase the fuel it needs to fulfill its mission of getting Arizonans “safely home”.



ADOT Fuel Usage	FY 2019	FY 2020	FY 2021	FY 2022	FY 2023
Unleaded	1,418,510	1,496,100	1,327,508	1,276,314	1,431,724
Diesel	1,051,356	886,374	905,100	791,155	980,392
Total	2,469,866	2,382,474	2,232,607	2,067,469	2,412,116

As shown in the table below, more than 92% of ADOT’s fuel is used by Infrastructure Delivery and Operations, Traffic Safety and Maintenance Operations, and Enforcement & Compliance. ADOT has worked diligently to decrease its fuel usage where possible, holding virtual meetings, combining trips, and finding creative ways to avoid travel. However, maintaining Arizona’s highway system is at the core of its mission, and that maintenance requires fuel. ADOT anticipates that fuel usage in these three areas will be increasing. Over the past two years the legislature has added a number of new transportation infrastructure projects, and the passage of the federal Infrastructure Investment and Jobs Act (IIJA) is expected to increase the number and scope of projects ADOT undertakes. This will add to the lane miles that ADOT must maintain.

ADOT Fuel Usage	Unleaded		Diesel	
	FY22	FY23	FY22	FY23
Administrative Services	82,367	109,531	25,003	24,537
Business Operations	9,624	11,464	-	0
Offices of the Director	3,255	4,405	31	0
Enforcement & Compliance	116,161	148,817	10,950	9,989
Infrastructure Delivery and Operations	782,500	850,998	657,494	856,096
Multimodal Planning	9,291	10,470	1224	1,479
Motor Vehicles	15,073	17,011	41	88
Traffic Safety and Maintenance Operations	258,044	279,028	96,413	88,204
<b>TOTALS</b>	<b>1,276,314</b>	<b>1,431,724</b>	<b>791,155</b>	<b>980,392</b>

To maximize resources, ADOT’s Administrative Services Division (ASD) purchases wholesale fuel in bulk for the entire agency using the State Highway Fund. This is substantially cheaper than purchasing commercial fuel, ranging from \$0.50 to \$1.75 less per gallon. It is delivered to ADOT’s fueling depots throughout the state for use by the ADOT fleet. As the fuel is consumed, each bureau pays for its actual usage, reimbursing ASD and allowing it to purchase the next round of fuel to refill ADOT’s fueling stations.

As seen in the table below, ADOT spent an additional \$2,155,900 in fuel in FY 2023. Fuel prices continue to be volatile, and it is difficult to predict what fuel prices will be in FY 2025. However, ADOT is currently projecting that fuel prices will continue to increase, averaging \$4.60 per gallon in FY 2024 and \$4.73 per gallon (\$4.65 per gallon for unleaded and \$4.85 per gallon for diesel) in FY 2025. ADOT’s fuel usage is increasing as it receives additional federal and state funding for new infrastructure projects. As these projects are completed, ADOT will require additional fuel to maintain the new lane miles.

ADOT Fuel Cost			
FY	Gallons Used	Price Per Gallon	Cost
<b>FY 2022 (baseline)</b>	<b>2,067,469</b>	<b>\$3.34</b>	<b>\$6,902,100</b>
FY 2023	2,412,116	\$3.76	\$9,058,000
FY 2024 Estimate	2,500,000	\$4.60	\$11,500,000
FY 2025 Estimate	2,550,000	\$4.73	\$12,061,500

Fuel prices fluctuate, but the ongoing war in Europe, global competition for fuel, drought-induced wildfires throughout the western United States, hurricanes that impact refinery capacity, and unanticipated factors are expected to continue to contribute to an average increased fuel price over the next two years. There is no way to anticipate what incidents will occur during the upcoming fiscal year.

Fuel usage is expected to increase in FY 2025. Having sufficient fuel to keep roadways clear of debris and complete projects is critical to ADOT’s mission. Unlike the majority of State agencies, there is no alternative method to complete the work without fuel. Completing the projects appropriated by the State legislature since FY 2022 and adding additional projects through Infrastructure Investment and Jobs Act (IIJA) funding will require additional fuel.

**OPTIONS CONSIDERED AND REASONS FOR REJECTION:**

The current level of funding could be maintained, and fuel usage would need to be reduced. This risks ADOT’s ability to maintain its current service level, endangers its ability to complete current projects and take advantage of expanded federal funding opportunities, and threatens its chances of undertaking additional federally-funded projects. No alternatives exist for ADOT to complete its work without adequate fuel.

**RECOMMENDED OPTION:**

ADOT is requesting \$5,159,400 in ongoing increased appropriation authority to the State Highway Fund (DT2030 / DT58000) so that it can continue to purchase the fuel required to maintain its current level of operations and support an anticipated increased workload in FY 2025 and beyond.

Fund	FY 2025 Requirement	ADOT Fuel Base	FY 2025 Request
State Highway Fund - Operating Lump Sum	\$3,618,400	\$2,070,600	\$1,547,800
State Highway Fund – Maintenance SLI	\$8,443,100	\$4,831,500	\$3,611,600
<b>Total</b>	<b>\$12,061,500</b>	<b>\$6,902,100</b>	<b>\$5,159,400</b>

**IMPACT OF NOT FUNDING IN THIS YEAR:**

ADOT received one-time appropriation authority of \$2,337,900 for fuel in FY 2024 to enable it to purchase the bulk fuel needed to keep the agency moving. ADOT expects average fuel prices and usage will continue to increase in FY 2025. If fuel prices stay at the current level or rise, ADOT would have to reduce fuel usage. ADOT would not have the authority needed to maintain its current level of service, complete projects appropriated since FY 2022, and undertake additional federally-funded projects.

**PROMOTING EQUITABLE OUTCOMES:**

1. How does this funding request impact existing equity gaps for historically underserved, marginalized, or adversely affected groups, positively or negatively?

The Federal Highway Administration (FHWA) and other funders, the National Environmental Policy Act of 1969 (NEPA), Title VI of the Civil Rights Act of 1964, the Americans with Disabilities Act, Equal Employment Opportunity (EEO), EEO Contractor Compliance, On the Job Training (OJT), Disadvantaged Business Enterprise (DBE), and the Executive Orders for

Environmental Justice and Limited English Proficiency require that historically underserved, marginalized, or adversely affected groups receive outreach before any major highway study or project is undertaken. Projects and studies that have a disproportionate impact on these groups must be redesigned to accommodate their needs.

2. How has the department included voices/feedback in the decision-making process of people that will be directly impacted by the spending plan implementation and the groups that will be targeted? How has this input affected the request?

The development of ADOT's Five-Year Transportation Program involves extensive public outreach and participation, all of which must be documented. For ADOT, the project approval process includes presentation to the State Transportation Board, followed by one or more Public Hearings, before gaining final approval from the Board. ADOT is required to include voices representative of all of the Arizona residents who live near new, expanded, or rehabilitated infrastructure and who travel it regularly. This decision package is designed to maintain the infrastructure established through this process.

**OUTCOMES SUPPORTED:**

This issue incorporates the Governor's goals as outlined in the Blueprints as shown below:

- affordable and thriving economy
- infrastructure
- border security, public safety, and criminal justice

This issue also incorporates ADOT's strategic plan goals as follows:

- promoting transportation safety
- maximizing resources

**PERFORMANCE MEASURES TO QUANTIFY SUCCESS OF THE SOLUTION:**

ADOT is able to maintain its current level of service.

**STATUTORY REFERENCE:**

A.R.S. §28-332

**EQUIPMENT TO BE PURCHASED IF APPLICABLE:** N/A

**CLASSIFICATION OF POSITIONS:** N/A

**PROJECT INVESTMENT JUSTIFICATION (PIJ):** N/A

**ANNUALIZATIONS:** N/A

# Arizona Department of Transportation

## FY 2025 Decision Package

**Title: State Fleet Replacement Funding**

**Priority: 9**

**FTE: 0; Request: \$2,798,100**

Fund Source:

State Fleet Replacement Fund (DT4072)

\$2,798,100

---

### **SUMMARY:**

The Arizona Department of Transportation (ADOT) collects recapitalization fees for all new State Fleet vehicles for the first 84 months of the vehicle’s lifecycle. When ADOT assumed control of the State Fleet, more than half the Fleet was older than 84 months, and, because of this, the vehicles most in need of replacement had no recapitalization being collected. ADOT is requesting replacement funding for vehicles that have reached the end of their lifecycle and do not have recapitalization funding available. ADOT expects this to be an annual issue until all State Fleet vehicles fall within the full recapitalization cycle.

### **BACKGROUND:**

In FY 2022, under A.R.S. §28-472, the Arizona Department of Transportation (ADOT) assumed statutory authority with the responsibility to manage the state motor vehicle fleet. Unless agencies are explicitly exempted from the state fleet in A.R.S. § 28-472 or have been excluded from participation, ADOT is the only agency with the authority to purchase, lease, or rent a motor vehicle. ADOT also manages other state agency fleets by utilizing intergovernmental service agreements (ISAs). Unless otherwise noted, within this document the terms “state fleet” or “fleet” mean that those vehicles are included in the numbers below.

In FY 2024, the State of Arizona committed to make a substantial investment in the fleet in order to replace 205 vehicles that are beyond their useful lifecycle. Removing those older assets will pay dividends as the cost of maintenance and repair to keep these vehicles active is substantially more than vehicles operating within their expected lifecycle. The table below illustrates the current age of the State fleet. Once those 205 vehicles and an additional 28 vehicles ordered in FY 2023 are delivered, replacement funds will be at least partially collected on 38.8% of the managed fleet; in fact, more than half of vehicles on which replacement funds are collect have fewer than 12 months of recapitalization remaining. These vehicles will only be partially recapitalized before exiting the recapitalization cycle and will require subsidization when they are ready for replacement. The remaining 61.2% of the fleet will still require full funding for replacement. To date, the Arizona School for the Deaf and Blind (ASDB) and the Department of Child Safety (DCS) have



operated exempt fleets, but ASDB’s fleet was consolidated and is now managed by ADOT under an ISA. DCS historically managed its own fleet and currently holds fleet authority through State statute, but it will be incorporated into the State Fleet in FY 2025. No replacement funds have been collected on any of DCS’ 801 vehicles, including the 331 that are less than seven years old. With DCS vehicles consolidated into the State fleet, 43% of the fleet will be 0-7 years old, but replacement costs will only have been collected on 38.8% of vehicles (565 from the State Fleet and 134 from ASDB) shown in the table below.

Age in Years	Number of State Fleet Vehicles	Number of ASDB Vehicles	Number of DCS Vehicles	Total Number of Vehicles	% of Fleet
0-7 <sup>1,2</sup>	565	134	331	1030	43%
8-12	510	52	344	906	38%
13-20	207	53	125	385	16%
21+	80	0	1	81	3%
<b>Totals<sup>3</sup></b>	<b>1362</b>	<b>239</b>	<b>801</b>	<b>2402</b>	<b>100%</b>

<sup>1</sup>Replacement funding is collected on State Fleet and ASDB vehicles.

<sup>2</sup>Does not include the 205 replacement vehicles being ordered in FY 2024 or the 28 replacement vehicles ordered in FY 2023.

<sup>3</sup>Does not include ADOT’s fleet or exempt agencies managed via ISA, except ASDB.

Background

The State Fleet Vehicle Replacement Fund (DT4072) and State Fleet Operations Fund (DT4071) were created in FY 2022 when ADOT consolidated and assumed management of the State Fleet. These funds are used to manage vehicles outside of ADOT’s fleet. The State Vehicle Replacement Fund (DT4072) was created as a mechanism to capture monthly recapitalization payments made by agencies within the State Fleet, and those funds are saved for future vehicle replacement needs. Vehicles are not replaced until they have reached the end of their lifecycle. All vehicles within the State Fleet are entered into a “Vehicle Replacement Program” which is based on a 10-point replacement verification system. As vehicles go through their lifecycle, a number from 1 through 10 is assigned to show how far along the vehicle is within its lifecycle. Once a vehicle reaches ten points, it becomes eligible for replacement and is further evaluated to see if replacement is required. Additional replacement factors are also reviewed prior to a vehicle being replaced. See Exhibit 1 for a more in-depth explanation of the vehicle replacement point system.

FY 2025 Replacement Needs

In FY 2022, ADOT began collecting recapitalization from agencies which provides a future funding source for vehicles requiring replacement. A recapitalization fee starts after a vehicle is purchased, and this fee is charged monthly for 84 months on a per vehicle basis. The monthly vehicle recapitalization fee is calculated by using the original vehicle acquisition price, adding an inflation factor (currently 21%) to the vehicle acquisition cost, and then dividing by 84 months. Agencies are billed monthly for these fees for 84 consecutive months. After the 84 months have passed, a recapitalization fee is no longer charged for that particular vehicle. More than half of the State Fleet (56%) does not have a recapitalization mechanism in place, and these important fees are not being collected.

- Vehicle Recapitalization Charge = [Acquisition Cost \* (1 + inflation factor)]/84 months

Recapitalization funds are deposited into the State Fleet Vehicle Replacement Fund (DT4072), which sets funds set aside in an agency-specific sub-fund account. The recapitalization funds can only be utilized for a particular agency, and for vehicle replacement needs only. The balance each participating agency had in its replacement account on July 1, 2023, is illustrated in Exhibit 2. Because the recapitalization fee is only applied to newly purchased vehicles, the agencies with vehicles most in need of replacement have the least capacity to purchase vehicles based off current recapitalization account balances. The Department of Child Safety (DCS) will be integrated into the State Fleet in FY 2025. Although DCS's vehicles will have no recapitalization collected for replacement purposes, the agency has 235 assets that need replacement. Until all fleet assets have a recapitalization fee component in place, State Fleet agencies will require annual funding in order to replace them.

Laws 2021, 1st Regular Session, Chapter 413 (SB 1829), Section 28 transferred "all unexpended and unencumbered monies remaining in the motor vehicle pool revolving fund... to the state vehicle replacement fund...". Upon the effective date of the legislation ADOT received a transfer of \$3,042,908 from the Motor Vehicle Pool Revolving Fund; \$169,792 was also collected from outstanding Risk Management payments and transferred to ADOT as well. These funds were deposited into the State Vehicle Replacement Fund (DT4072). ADOT utilized these funds for vehicle replacement needs in FY 2022 and FY 2023 to address the most critical replacement needs. As of July 1, 2023, \$145,800 remained. Because of the global supply chain challenges with obtaining new vehicles from FY 2022 to date in FY 2024, ADOT does not expect to fully expend the funds from the Motor Vehicle Pool Revolving Fund until FY 2025. Please see Exhibit 3 for a list of vehicles that ADOT is requesting to replace in FY 2025, with the exception of DCS vehicles. Exhibit 4 provides a list of DCS vehicles that require replacement. ADOT will continue to evaluate the combined fleet throughout FY 2024, and it is likely that additional funding will be required to replace vehicles that are too old to enter into the recapitalization program for future fiscal year cycles.

Due to the current supply chain issues within the automobile industry, ADOT has experienced difficulties acquiring replacement vehicles in a timely manner. Adding to the difficulty, vehicles for fleets must be ordered within windows set by the car manufacturers. Fleet vehicles are ordered directly through manufacturers using state-contracted dealerships because of the volume of vehicles and because of the significant savings. Since manufacturers are faced with limited parts to build vehicles, their order windows have drastically decreased and are generally open only a few days at a time. This allows manufacturers to monitor vehicle orders so they do not over promise what they can build. Once order banks close, it may take months for the window for a specific vehicle type to reopen. After an order is placed, it may take more than 12 months to receive the vehicle due to the supply chain issues in the current environment. ADOT is still awaiting delivery of many vehicles ordered in FY 2022 and FY 2023. Due to a combination of supply chain issues and the increase in global inflation costs, prices have risen significantly. In some cases prices dramatically increased between the initial vehicle order date and the delivery date. This and other pricing challenges are placing additional pressure on the FY 2024 appropriation limit as the appropriation must be



high enough to account for vehicles ordered in previous fiscal years that are likely to arrive in FY 2025. As shown in the table below, there are 100 vehicles from FY 2022 and 67 vehicles from FY 2023 legislative initiatives that have not yet been delivered. Furthermore, the appropriation must account for



older vehicles that require replacement due to loss from accidents, vehicles purchased using grant funds, and vehicles that agencies wish to acquire with operating dollars. Although Risk Management provides some funding to replace vehicles totaled in accidents, it does not provide the total amount required. For these reasons, ADOT requires an appropriation cap able to accommodate planned purchases for FY 2025, any purchases from FY 2023 and FY 2024 that will be concluded in FY 2025, purchases agencies choose to make with grant or other funds, and replacements for totaled vehicles.

**ADDITIONS TO THE FLEET**

	FY 2022 Legislative Initiatives	FY 2023 Legislative Initiatives
Number of Vehicles Authorized	154	76
Number of Vehicles Ordered <sup>1</sup>	154	76
Number of Vehicles Received <sup>1</sup>	54	9

<sup>1</sup>As of July 1, 2023

After assuming responsibility for the State Fleet in FY 2022, ADOT assessed the lifecycle status of all fleet vehicles. As of July 1, 2023, 276 vehicles managed by ADOT’s Equipment Services Department (EQS) were identified as having reached or exceeded 10 points, and another 136 vehicles as having between 9 and 9.9 points. However, 618 of the 1,601 vehicles in the existing and ASDB fleets have no recapitalization remaining, and 402 vehicles have 12 months or less remaining on their recapitalization fees. DCS’ 801 vehicles have no recapitalization fees collected. Some of the vehicles still in service were purchased more than 20 years ago. The tables below illustrate the original acquisition costs of the vehicles that comprise the State and DCS fleets. Furthermore, these amounts have not been adjusted for today’s inflation rate..

Points	Number of State Fleet and ASDB Vehicles	Original Acquisition Price
0-2.9	399	\$21,542,100
3.0-5.9	420	\$16,639,000
6.0-8.9	370	\$10,836,800
9.0-9.9	136	\$3,362,800
10+	276	\$7,180,100
<b>Total Fleet<sup>1</sup></b>	<b>1,601</b>	<b>\$59,560,800</b>

<sup>1</sup>Does not include the 801 DCS vehicles.

Points	Number of DCS Vehicles	Original Acquisition Price
0-2.9	62	\$2,290,400
3.0-5.9	257	\$6,230,700
6.0-8.9	150	\$3,290,800
9.0-9.9	97	\$2,068,600
10+	235	\$4,895,000
<b>Total Fleet<sup>1</sup></b>	<b>801</b>	<b>\$18,775,500</b>

<sup>1</sup>Does not include the 1601 State Fleet vehicles.

In FY 2024, replacement of 205 vehicles is planned using a combination of collected recapitalization funds and funding received in the FY 2024 budget. When vehicles are not replaced within the replacement lifecycle, maintenance costs skyrocket. The cost to maintain and repair these vehicles eventually exceeds the initial cost of the vehicle. Vehicle replacement funding will be required in future fiscal years until all fleet vehicles that currently reside outside of the recapitalization component have entered the fleet management recapitalization system.

**OPTIONS CONSIDERED AND REASONS FOR REJECTION:**

Existing appropriation authority could be maintained. This does not account for fleet expansion through legislatively approved initiatives, delays due to supply chain issues, vehicles that were declared a total loss following an accident, the high cost of replacing vehicles that are far beyond their needed replacement, and the high cost of maintaining DCS’ 235 vehicles that are beyond their useful life. Vehicle replacement could not occur as scheduled.

Appropriation authority could be maintained or increased, and no funding granted to agencies that have vehicles requiring replacement in amounts that exceed their recapitalization funds. This would not allow for timely replacement of vehicles and will contribute to increased maintenance costs for the fleet as a whole.

**RECOMMENDED OPTION:**

ADOT requests appropriation authority in the State Fleet Vehicle Replacement Fund (DT4072) of \$27,798,100 (see the tables below), a difference of 2,798,100 from the FY 2024 base of \$25,000,000 to account for FY 2025 replacements and any FY 2023 and 2024 replacement or FY 2024 acquisitions that may be delivered in FY 2025.

State Fleet Vehicle Replacement Fund (DT4072)	
FY 2025 Requested Replacements	\$15,664,900
FY 2025 Anticipated Loss Replacements	\$250,000
FY 2025 Grant and Other Additions	\$500,000
FY 2024 Planned Replacements	\$12,257,000
FY 2023 Additions to the Fleet (Legislative Initiatives)	\$4,381,000
<b>Total FY 2023, FY 2024, and FY 2025</b>	<b>\$33,052,900</b>
Anticipated FY 2024 Deliveries	(\$5,254,800)
<b>FY 2025 Requirement</b>	<b>\$27,798,100</b>

State Fleet Vehicle Replacement Fund (DT4072)	
FY 2025 Requirement	\$27,798,100
FY 2024 Appropriation	\$25,000,000
<b>FY 2025 Request</b>	<b>\$2,798,100</b>

In addition, ADOT requests state fleet agencies be funded directly in the amount of \$13,752,700 to replace 394 vehicles that cannot be funded from collected recapitalization funds so that needed replacements can occur to maintain a healthy, right-sized fleet (\$13,752,700 funding + \$1,912,200 collected recapitalization funds = \$15,664,900 total acquisition cost). Please see Exhibit 3 for a list of

proposed State Fleet replacements and Exhibit 4 for a list of proposed DCS fleet replacements in order of priority and their projected acquisition costs. Please see Exhibit 2 for a list of funding each agency will require. The funding request in Exhibit 2 includes vehicles for the DCS fleet, which has not yet been incorporated into the State Fleet and therefore has no recapitalization collected.

Because of the current delay in delivery times, ADOT estimates that agencies will require funding for three months of recapitalization for any vehicle replaced in FY 2025 that had reached the end of its lifecycle. As stated above, recapitalization is the vehicle acquisition cost plus an inflation factor (currently 21%) divided by 84 months that is collected over the first 84 months following the vehicle's delivery. If this request is fully funded, agency budgets would need to be adjusted to account for recapitalization. (Please see the State Fleet Operations budget issue for further information.)

Additional funding will be required in FY 2026 to supplement seven-year recapitalization funds that will have only four years of deposits. Those deposits are further limited to the 38.8% of the fleet that falls under recapitalization. The 38.8% is not comprised solely of newly purchased assets. The majority of assets under recapitalization will only be partially recapitalized due to the timing of the transition from the statewide fleet from ADOA to ADOT.

**IMPACT OF NOT FUNDING IN THIS YEAR:**

If no changes are made, vehicle replacement would be delayed for future fiscal years, and maintenance costs would increase dramatically, eventually exceeding the purchase cost for the vehicle. An older fleet has a direct impact on both delivering ADOT's core mission and the capacity to maintain the State Fleet. An older fleet requires additional resources for the equipment shop, including personnel.

**PROMOTING EQUITABLE OUTCOMES**

1. How does this funding request impact existing equity gaps for historically underserved, marginalized, or adversely affected groups, positively or negatively?

The State Fleet is used for a variety of purposes, including critical first responders, case management visits, outreach to small and disadvantaged businesses, and keeping public spaces safe and clean. A well-run State Fleet helps ensure State services reach all eligible citizens.

2. How has the department included voices/feedback in the decision-making process of people that will be directly impacted by the spending plan implementation and the groups that will be targeted? How has this input affected the request?

ADOT has worked with all State Fleet participating agencies to ensure their core missions and business needs are met. Agencies make operational decisions based on client needs.

**OUTCOMES SUPPORTED:**

This issue incorporates the Governor's goals as outlined in the Blueprints as shown below:

- affordable and thriving economy
- infrastructure
- improving education
- housing and human services
- resilience, water and the environment

This issue also incorporates ADOT's strategic plan goals as follows:

- promoting transportation safety
- maximizing resources

**PERFORMANCE MEASURES TO QUANTIFY SUCCESS OF THE SOLUTION:**

Adequate increase in appropriations to fully fund fleet recapitalization costs.

Percentage of vehicles adequately funded by recapitalization fees for replacement when necessary.

**STATUTORY REFERENCE:**

A.R.S. §28-472

**EQUIPMENT TO BE PURCHASED IF APPLICABLE:** Please see Exhibit x for detailed information.

**PROJECT INVESTMENT JUSTIFICATION (PIJ):** N/A

**CLASSIFICATION OF POSITIONS:** N/A

**ANNUALIZATIONS:** N/A

## Exhibit 1 Vehicle Replacement Point System

Equipment Services utilizes an easy-to-understand fleet industry standard, vehicle replacement point system. The replacement system provides a transparent methodology for both the customer and for the fleet operations team. The system utilizes important data for 'right time' fleet replacement, which eliminates waste and over and under replacement of vehicles.

Other factors such as vehicle criticality, overall vehicle condition, utilization, total maintenance costs, strategic importance and available replacement funds are also considered in the replacement decision, though they are not included in the calculation.

### The Calculation

Uses a 10-point methodology to identify vehicles and equipment that are good candidates for replacement. The calculation is based on: (1) 60% utilization (mileage) and (2) 40% age of the vehicle.

#### 1. Points for Utilization:

- Lifetime miles ÷ expected meter at replacement \* 6
- Example: a current ADOT 2015 Ford F150 has an odometer reading of 65,087 miles. It is expected to be replaced when it reaches 150,000 miles. So its points for utilization is:
  - $65,087 \div 150,000 * 6 = 2.60$

#### 2. Points for Age:

- Total months since placed in service ÷ expected useful life (in months) \* 4.
- Example: That same ADOT 2015 Ford F150 was placed in service in May of 2015, or 76 months ago. It is expected to be replaced after 120 months. So its points for age is:
  - $76 \div 120 * 4 = 2.53$

#### 3. Total Points Calculation (Utilization + Age):

- The total points for this vehicle is 5.13 (2.60 miles + 2.53 age)
- This vehicle would not yet be considered for replacement until it reached 10 points

In general, replacement criteria are as follows by vehicle classification:

Vehicle Type	Mileage	Time
Trucks	150,000	120 months
Sedans	135,000	108 months
Heavy Duty Trucks*	175,000 – 250,000	120 – 180 months

\* Dependent on equipment specifications and type.

**Exhibit 2**  
**Recapitalization Balances and Funding Required for Replacement**

Agency	Recapitalization Balance <sup>1</sup>	Plus FY 2024 Legislative Funding <sup>2</sup>	Less FY 2024 Planned Replacements	Balance Available for Replacements	Planned FY 2025 Replacements	Funding Required for Replacement
DEPARTMENT OF AGRICULTURE	\$711,768	\$296,300	\$757,000	\$251,068	\$495,000	\$243,932
AUDITOR GENERAL <sup>3</sup>	\$1,221	\$0	\$0	\$1,221	\$0	\$0
ATTORNEY GENERAL	\$259,923	\$41,500	\$207,000	\$94,423	\$660,000	\$565,577
CORPORATION COMMISSION	\$204,731	\$0	\$90,000	\$114,731	\$105,000	\$0
EARLY CHILD DEVELOPMENT	\$30,932	\$26,200	\$45,000	\$12,132	\$50,000	\$37,868
EXPOSITION AND STATE FAIR	\$3,660	\$1,515,900	\$1,516,000	\$3,560	\$50,000	\$46,440
DEPARTMENT OF ADMINISTRATION	\$584,300	\$0	\$90,000	\$494,300	\$730,000	\$235,700
ARIZONA SCHOOL FOR THE DEAF AND BLIND <sup>3</sup>	\$484,605	\$0	\$0	\$484,605	\$0	\$0
DEPARTMENT OF HOUSING	\$61,863	\$0	\$0	\$61,863	\$0	\$0
DEPARTMENT OF EDUCATION	\$111,410	\$0	\$0	\$111,410	\$0	\$0
DEPARTMENT OF ENVIRONMENTAL QUALITY	\$341,227	\$277,200	\$446,000	\$172,427	\$685,000	\$512,573
DEPARTMENT OF FIRE AND FORESTRY	\$325,923	\$2,587,200	\$2,908,000	\$5,123	\$720,000	\$714,877
DEPARTMENT OF GAMING	\$59,351	\$47,600	\$84,000	\$22,951	\$400,000	\$377,049
GOVERNOR'S OFFICE	\$4,981	\$0	\$0	\$4,981	\$0	\$0
AHCCCS	\$44,062	\$0	\$0	\$44,062	\$1,150,000	\$1,105,938
ARIZONA HISTORICAL SOCIETY	\$1,221	\$34,800	\$36,000	\$21	\$0	\$0
DEPARTMENT OF HEALTH SERVICES	\$305,296	\$267,000	\$449,000	\$123,296	\$410,000	\$286,704
INDUSTRIAL COMMISSION	\$75,559	\$46,100	\$87,000	\$34,659	\$50,000	\$15,341
INSURANCE	\$3,653	\$80,300	\$84,000	-\$47	\$100,000	\$100,047
JUVENILE CORRECTIONS	\$75,050	\$312,200	\$379,000	\$8,250	\$350,000	\$341,750
ARIZONA LOTTERY	\$87,185	\$0	\$42,000	\$45,185	\$60,000	\$14,815
LIQUOR LICENSES	\$39,235	\$58,200	\$90,000	\$7,435	\$215,000	\$207,565
DEPARTMENT OF EMERGENCY AND MILITARY AFFAIRS	\$327,260	\$1,639,000	\$1,795,000	\$171,260	\$1,350,000	\$1,178,740
ARIZONA MINE INSPECTOR	\$100,813	\$0	\$0	\$100,813	\$0	\$0
PHARMACY	\$25,806	\$68,400	\$84,000	\$10,206	\$50,000	\$39,794
PIONEER HOME	\$30,252	\$27,900	\$42,000	\$16,152	\$180,000	\$163,848
DEPARTMENT OF STATE PARKS	\$116,202	\$2,089,200	\$2,093,000	\$112,402	\$515,000	\$402,598
DEPARTMENT OF REVENUE	\$16,422	\$33,600	\$42,000	\$8,022	\$50,000	\$41,978
ARIZONA SUPREME AND SUPERIOR COURT <sup>3</sup>	\$33,657	\$0	\$0	\$33,657	\$0	\$0
SCHOOL FACILITIES BOARD	\$4,439	\$0	\$0	\$4,439	\$0	\$0
ARIZONA STATE LAND	\$108,750	\$35,100	\$88,000	\$55,850	\$50,000	\$0
ARIZONA STATE RETIREMENT SYSTEM	\$1,445	\$0	\$0	\$1,445	\$0	\$0
DEPARTMENT OF TOURISM	\$8,709	\$0	\$0	\$8,709	\$0	\$0
DEPARTMENT OF VETERANS AFFAIRS	\$43,100	\$151,000	\$178,000	\$16,100	\$60,000	\$43,900
DEPARTMENT OF WATER RESOURCES	\$140,219	\$9,200	\$90,000	\$59,419	\$55,000	\$0
SECRETARY OF STATE	\$0	\$151,000	\$151,000	\$0	\$0	\$0
REGISTRAR OF CONTRACTORS	\$118,700	\$314,500	\$384,000	\$49,200	\$405,000	\$355,800
ARIZONA FINANCE AUTHORITY (OEO)	\$0	\$0	\$0	\$0	\$50,000	\$50,000

**Exhibit 2**

**Recapitalization Balances and Funding Required for Replacement**

Agency	Recapitalization Balance <sup>1</sup>	Plus FY 2024 Legislative Funding <sup>2</sup>	Less FY 2024 Planned Replacements	Balance Available for Replacements	Planned FY 2025 Replacements	Funding Required for Replacement
REAL ESTATE DEPARTMENT	\$0	\$0	\$0	\$0	\$0	\$0
CRIMINAL JUSTICE COMMISSION	\$0	\$0	\$0	\$0	\$50,000	\$50,000
DEPARTMENT OF CHILD SAFETY <sup>4</sup>	N/A	N/A	N/A	\$0	\$6,619,900	\$6,619,900
<b>Total<sup>2</sup></b>	<b>\$4,892,929</b>	<b>\$10,109,400</b>	<b>\$12,257,000</b>	<b>\$2,745,329</b>	<b>\$15,664,900</b>	<b>\$13,752,735</b>

<sup>1</sup>Assumes FY 2024 planned purchases have been completed. May include funds from auctioned vehicles and risk payments. Does not include any unpaid balances or legislative initiatives to expand the fleet.

<sup>2</sup>Funding for replacement only. Does not include any legislative initiatives to expand the fleet.

<sup>3</sup>Agency is not part of the State Fleet but is managed by ADOT through an interagency service agreement (ISA). Recapitalization for replacement is collected as part of the ISA.

<sup>4</sup>The Department of Child Safety has an exempt fleet that has not been managed by ADOT.

**Exhibit 3  
FY 2025 State Fleet Replacements Required<sup>1</sup>**

Agency	Vehicle	Year	Points as of July 1, 2023 <sup>2</sup>	Estimated Acquisition Cost
ADOA	BUS PASSENGER 21	2001	18.9	100,000
ADOA	TRUCK 1 TON DUMP	2000	18.7	70,000
ADOA	TRUCK 2 TON DELIVERY W/LIFTGATE	1997	13.8	90,000
ADOA	P/U 3/4 TON CREW CAB 4X4	2005	13	60,000
ADOA	VAN 1 TON 15 PASS	2002	12.1	60,000
ADOA	SEDAN	2006	11.1	50,000
ADOA	TRUCK 1.5 TON DRY VAN BODY W/LIFTGATE	2000	10.6	90,000
ADOA	TRUCK 1.5 TON DUMP	1999	10.2	90,000
ADOA	VAN 1/2 TON CARGO	2008	9.6	60,000
ADOA	VAN 1/2 TON 7 PASS	2006	9.3	60,000
AHCCCS	SEDAN	2006	12.4	50,000
AHCCCS	SEDAN	2006	12.2	50,000
AHCCCS	SEDAN	2006	12.1	50,000
AHCCCS	SEDAN	2006	12.1	50,000
AHCCCS	SEDAN	2006	12	50,000
AHCCCS	SUV	2006	11.9	50,000
AHCCCS	SEDAN	2007	11.7	50,000
AHCCCS	SEDAN	2006	11.7	50,000
AHCCCS	SEDAN	2006	11.6	50,000
AHCCCS	SEDAN	2006	11.5	50,000
AHCCCS	SEDAN	2007	11.4	50,000
AHCCCS	SEDAN	2006	11.2	50,000
AHCCCS	SEDAN	2007	11.2	50,000
AHCCCS	SEDAN	2007	11	50,000
AHCCCS	SEDAN	2007	10.9	50,000
AHCCCS	SEDAN	2007	10.7	50,000
AHCCCS	SEDAN	2007	10.7	50,000
AHCCCS	SEDAN	2011	10.3	50,000
AHCCCS	SEDAN	2007	10.3	50,000
AHCCCS	SEDAN	2010	9.6	50,000
AHCCCS	SEDAN	2007	9.6	50,000
AHCCCS	SUV	2009	9.6	50,000
AHCCCS	SUV	2009	9.6	50,000
ARIZONA DEPARTMENT OF INSURANCE	SUV AWD	2011	9.9	50,000
ARIZONA DEPARTMENT OF INSURANCE	SEDAN	2012	9.3	50,000
ARIZONA FINANCE AUTHORITY (OEO)	SUV	2011	9	50,000
ARIZONA INDUSTRIAL COMMISSION	SUV 4X4	2015	11.5	50,000
ARIZONA STATE LAND DEPARTMENT	SUV 4X4	2007	11.4	50,000
ATTORNEY GENERAL OFFICE	SEDAN	2006	13.2	50,000
ATTORNEY GENERAL OFFICE	SEDAN	2012	9.9	50,000
ATTORNEY GENERAL OFFICE	SUV 4X4	2014	9.8	50,000
ATTORNEY GENERAL OFFICE	SEDAN	2012	9.7	50,000
ATTORNEY GENERAL OFFICE	SEDAN	2013	9.7	50,000
ATTORNEY GENERAL OFFICE	SEDAN	2014	9.6	50,000
ATTORNEY GENERAL OFFICE	SEDAN	2012	9.5	50,000
ATTORNEY GENERAL OFFICE	VAN 1/2 TON 7 PASS	2013	9.5	60,000
ATTORNEY GENERAL OFFICE	SEDAN	2011	9.2	50,000
ATTORNEY GENERAL OFFICE	SEDAN	2011	9.2	50,000
ATTORNEY GENERAL OFFICE	SEDAN	2014	9.2	50,000
ATTORNEY GENERAL OFFICE	SEDAN	2014	9	50,000
ATTORNEY GENERAL OFFICE	SUV 4X4	2013	9	50,000
AZ DEPARTMENT OF GAMING	SEDAN	2011	11	50,000
AZ DEPARTMENT OF GAMING	SUV 4X4	2014	10.9	50,000
AZ DEPARTMENT OF GAMING	SEDAN	2013	9.5	50,000
AZ DEPARTMENT OF GAMING	SEDAN	2012	9.3	50,000
AZ DEPARTMENT OF GAMING	SEDAN	2012	9.3	50,000
AZ DEPARTMENT OF GAMING	SEDAN	2013	9.2	50,000



**Exhibit 3**  
**FY 2025 State Fleet Replacements Required<sup>1</sup>**

Agency	Vehicle	Year	Points as of July 1, 2023 <sup>2</sup>	Estimated Acquisition Cost
AZ DEPARTMENT OF GAMING	SUV 4X4	2013	9.2	50,000
AZ DEPARTMENT OF GAMING	SEDAN	2014	9.1	50,000
AZ DEPARTMENT OF REVENUE	SUV 4X4	2012	9.6	50,000
AZ DEPT OF EMERGENCY AND MILITARY AFFAIRS	MOBILE COMMUNICATION CENTER	2004	22.9	90,000
AZ DEPT OF EMERGENCY AND MILITARY AFFAIRS	SEDAN	2004	15.3	50,000
AZ DEPT OF EMERGENCY AND MILITARY AFFAIRS	P/U 3/4 TON EXT CAB 4X4	1998	12.8	60,000
AZ DEPT OF EMERGENCY AND MILITARY AFFAIRS	TRUCK, CHEV 1 TON 4X4	1998	12.8	70,000
AZ DEPT OF EMERGENCY AND MILITARY AFFAIRS	P/U 3/4 TON CREW CAB 4X4	2005	12.3	60,000
AZ DEPT OF EMERGENCY AND MILITARY AFFAIRS	P/U 1/2 TON	2008	11.9	55,000
AZ DEPT OF EMERGENCY AND MILITARY AFFAIRS	P/U 1/2 TON EXT CAB	2007	11.7	55,000
AZ DEPT OF EMERGENCY AND MILITARY AFFAIRS	P/U 1/2 TON EXT CAB SHORT BED	2008	11.1	55,000
AZ DEPT OF EMERGENCY AND MILITARY AFFAIRS	P/U 1/2 TON CREW CAB 4X4	2008	11	55,000
AZ DEPT OF EMERGENCY AND MILITARY AFFAIRS	P/U 1/2 TON	2007	10.9	55,000
AZ DEPT OF EMERGENCY AND MILITARY AFFAIRS	TRUCK DUMP 12 YD	2004	10.6	250,000
AZ DEPT OF EMERGENCY AND MILITARY AFFAIRS	P/U 1/2 TON	2008	10.4	55,000
AZ DEPT OF EMERGENCY AND MILITARY AFFAIRS	P/U 1/2 TON	2006	10.4	55,000
AZ DEPT OF EMERGENCY AND MILITARY AFFAIRS	P/U 1/2 TON EXT CAB	2007	9.9	55,000
AZ DEPT OF EMERGENCY AND MILITARY AFFAIRS	P/U 1/2 TON CREW CAB 4X4	2007	9.8	55,000
AZ DEPT OF EMERGENCY AND MILITARY AFFAIRS	SUV 4X4	2009	9.8	50,000
AZ DEPT OF EMERGENCY AND MILITARY AFFAIRS	SEDAN	2012	9.7	50,000
AZ DEPT OF EMERGENCY AND MILITARY AFFAIRS	P/U 1/2 TON	2013	9.7	55,000
AZ DEPT OF EMERGENCY AND MILITARY AFFAIRS	TRUCK, SILVERADO 3500 4WD	2007	9.6	70,000
AZ DEPT OF EMERGENCY AND MILITARY AFFAIRS	SUV 4X4	2009	9.1	50,000
AZ DEPT OF ENVIRONMENTAL QUALITY	SEDAN	2007	13.5	50,000
AZ DEPT OF ENVIRONMENTAL QUALITY	P/U 1/2 TON S/B 4X4 VEI TESTING	2007	11.7	55,000
AZ DEPT OF ENVIRONMENTAL QUALITY	P/U 1/2 TON SHORT BED VEI TESTING	2009	11.5	55,000
AZ DEPT OF ENVIRONMENTAL QUALITY	P/U 1/2 TON	2007	11.3	55,000
AZ DEPT OF ENVIRONMENTAL QUALITY	SEDAN	2008	10.2	50,000
AZ DEPT OF ENVIRONMENTAL QUALITY	SEDAN VEI FRAUD	2005	9.7	50,000
AZ DEPT OF ENVIRONMENTAL QUALITY	SUV 4X4	2012	9.5	50,000
AZ DEPT OF ENVIRONMENTAL QUALITY	P/U 3/4 TON EXT CAB W/CRANE 4X4	2015	9.4	60,000
AZ DEPT OF ENVIRONMENTAL QUALITY	SUV AWD	2012	9.3	50,000
AZ DEPT OF ENVIRONMENTAL QUALITY	SUV 4X4	2013	9.2	50,000
AZ DEPT OF ENVIRONMENTAL QUALITY	SUV 4X4	2012	9.1	50,000
AZ DEPT OF ENVIRONMENTAL QUALITY	SUV 4X4	2014	9.1	50,000
AZ DEPT OF ENVIRONMENTAL QUALITY	VAN 3/4 TON CARGO	2013	9.1	60,000
AZ EXPOSITION AND STATE FAIR BOARD	SUV 4X4	2006	11.4	50,000
AZ REGISTRAR OF CONTRACTORS	SEDAN	2007	12.5	50,000
AZ REGISTRAR OF CONTRACTORS	SEDAN	2013	10	50,000
AZ REGISTRAR OF CONTRACTORS	SEDAN	2011	9.7	50,000
AZ REGISTRAR OF CONTRACTORS	SEDAN	2014	9.4	50,000
AZ REGISTRAR OF CONTRACTORS	SEDAN	2013	9.3	50,000
AZ REGISTRAR OF CONTRACTORS	SEDAN	2014	9.3	50,000
AZ REGISTRAR OF CONTRACTORS	SEDAN	2013	9.1	50,000
AZ REGISTRAR OF CONTRACTORS	P/U 1/2 TON EXT CAB SHORT BED	2012	9.1	55,000
AZ STATE FORESTRY/FIRE	TRUCK 1.5 TON CHASSIS	2002	12	90,000
AZ STATE FORESTRY/FIRE	VAN 1 TON 15 PASS	1999	11.8	60,000
AZ STATE FORESTRY/FIRE	SUV 4X4	2012	10.2	50,000
AZ STATE FORESTRY/FIRE	TRUCK 2 TON CREW CAB 4X4	2005	10	90,000
AZ STATE FORESTRY/FIRE	TRUCK 2 TON CREW CAB 4X4	2005	9.5	90,000
AZ STATE FORESTRY/FIRE	SUV 4X4	2015	9.4	50,000
AZ STATE FORESTRY/FIRE	TRUCK 2 TON CREW CAB 4X4	2005	9.4	90,000
AZ STATE FORESTRY/FIRE	TRUCK CREW CARRIER	1999	9.4	90,000
AZ STATE FORESTRY/FIRE	SUV 4X4	2014	9.3	50,000
AZ STATE FORESTRY/FIRE	P/U 3/4 TON CREW CAB SHORT BED 4X4	2014	9.2	60,000
AZ VETERANS SERVICES CORPORATION COMMISSION	VAN 12 PASS	2003	9.4	60,000
	P/U 1/2 TON	2001	12.8	55,000

**Exhibit 3  
FY 2025 State Fleet Replacements Required<sup>1</sup>**

Agency	Vehicle	Year	Points as of July 1, 2023 <sup>2</sup>	Estimated Acquisition Cost
CORPORATION COMMISSION	SUV 4X4	2012	10.6	50,000
CRIMINAL JUSTICE COMM	SUV HYBRID 4X4	2006	11.9	50,000
DEPT OF AGRICULTURE	VAN 1/2 TON 7 PASS	2006	11.8	60,000
DEPT OF AGRICULTURE	P/U 1/2 TON	2013	9.8	55,000
DEPT OF AGRICULTURE	P/U 1/2 TON	2013	9.6	55,000
DEPT OF AGRICULTURE	P/U 1/2 TON	2013	9.5	55,000
DEPT OF AGRICULTURE	SEDAN	2013	9.4	50,000
DEPT OF AGRICULTURE	P/U 3/4 TON EXT CAB	2013	9.3	60,000
DEPT OF AGRICULTURE	P/U 1/2 TON SHORT BED 4X4	2013	9.2	55,000
DEPT OF AGRICULTURE	P/U 1/2 TON EXT CAB SHORT BED	2013	9.2	55,000
DEPT OF AGRICULTURE	SEDAN	2012	9	50,000
DEPT OF HEALTH SERVICES	SUV 4X4	2006	11.4	50,000
DEPT OF HEALTH SERVICES	SUV 4X4	2005	10.4	50,000
DEPT OF HEALTH SERVICES	SUV 4X4	2012	10	50,000
DEPT OF HEALTH SERVICES	VAN 1/2 TON 7 PASS	2007	9.8	60,000
DEPT OF HEALTH SERVICES	SEDAN	2014	9.6	50,000
DEPT OF HEALTH SERVICES	SUV 4X4	2012	9.5	50,000
DEPT OF HEALTH SERVICES	SEDAN	2011	9.3	50,000
DEPT OF HEALTH SERVICES	SEDAN	2012	9.1	50,000
DEPT OF WATER RESOURCES	P/U 1/2 TON EXT CAB SHORT BED 4X4	2014	9.2	55,000
EARLY CHILDHOOD DEVELOPMENT	SEDAN	2008	11.9	50,000
JUVENILE CORRECTIONS	SEDAN	2006	13.1	50,000
JUVENILE CORRECTIONS	SEDAN	2014	10	50,000
JUVENILE CORRECTIONS	SEDAN	2014	9.6	50,000
JUVENILE CORRECTIONS	SEDAN	2014	9.5	50,000
JUVENILE CORRECTIONS	SUV 4X4	2014	9.4	50,000
JUVENILE CORRECTIONS	SEDAN	2014	9.2	50,000
JUVENILE CORRECTIONS	SEDAN	2014	9.1	50,000
LIQUOR LICENSE & CONTROL	SEDAN	2014	10.9	50,000
LIQUOR LICENSE & CONTROL	P/U 1/2 TON CREW CAB SHORT BED 4X4	2014	9.4	55,000
LIQUOR LICENSE & CONTROL	SEDAN	2013	9.2	50,000
LIQUOR LICENSE & CONTROL	VAN 1/2 TON 7 PASS	2015	9.2	60,000
LOTTERY COMMISSION	VAN 1 TON CARGO	2003	11.7	60,000
PHARMACY BOARD	SEDAN	2013	9	50,000
PIONEER HOME	P/U 3/4 TON 4X4	2001	11.3	60,000
PIONEER HOME	VAN 1/2 TON 7 PASS	2007	11.1	60,000
PIONEER HOME	BUS CUTAWAY AEROLITE	2011	6.9	60,000
STATE PARKS	TRUCK DUMP	1987	16.1	70,000
STATE PARKS	TRUCK 1 TON DUMP	1995	14.2	70,000
STATE PARKS	TRUCK 1 TON DUMP 4X4	1995	14.2	70,000
STATE PARKS	P/U 1/2 TON EXT CAB	2008	12.3	55,000
STATE PARKS	TRUCK 1 TON DUMP	2011	11.9	70,000
STATE PARKS	P/U 1/2 TON	2014	10.7	55,000
STATE PARKS	TRUCK 1 TON 4X4	2002	9.2	70,000
STATE PARKS	P/U 1/2 TON EXT CAB SHORT BED 4X4	2012	9	55,000
<b>TOTAL (159 vehicles)</b>				<b>9,045,000</b>

<sup>1</sup>Vehicles are listed by agency, then in priority replacement order.

**Exhibit 4**

**FY 2025 DCS Fleet Replacements Required<sup>1</sup>**

Vehicle	Year	Points as of July 1, 2023	Estimated Acquisition Cost
SEDAN	2006	14.4	28,100
SUV 4X4	2023	13.8	15,900
SUV	2019	13.4	36,600
SUV	2019	13.3	32,200
SUV	2019	13.3	37,700
SUV 4X4	2023	13.1	28,100
VAN	2019	13.1	30,000
SUV 4X4	2015	13.1	14,000
SUV 4X4	2015	13	15,100
SUV	2014	12.8	22,100
MINIVAN	2014	12.8	36,600
MINIVAN	2014	12.8	33,200
SUV 4X4	2012	12.7	33,500
SEDAN	2015	12.7	34,400
SUV	2014	12.7	36,400
SUV	2014	12.6	27,000
SEDAN	2008	12.6	34,200
SEDAN	2009	12.6	33,200
SUV 4X4	2014	12.6	51,400
SUV 4X4	2011	12.5	13,600
SUV	2019	12.5	13,500
SUV	2019	12.5	34,000
MINIVAN	2019	12.5	31,700
SEDAN	2012	12.5	36,600
MINI SUV	2019	12.5	33,200
MINI SUV	2019	12.5	14,300
MINI SUV	2019	12.5	33,800
MINI SUV	2019	12.4	15,400
SUV	2019	12.4	14,000
SEDAN	2008	12.4	36,300
CARGO VAN	2010	12.4	28,000
VAN 1/2 TON 8 PASS	2012	12.4	31,700
SEDAN	2012	12.4	33,800
SEDAN	2016	12.3	34,200
SUV	2014	12.3	36,300
SUV	2014	12.3	36,600
SUV	2014	12.3	31,700
SUV	2015	12.3	27,900
SUV	2019	12.2	31,700
SUV	2019	12.2	36,600
SUV	2019	12.2	34,200
SUV	2019	12.1	16,500

**FY 2025 DCS Fleet Replacements Required<sup>1</sup>**

Vehicle	Year	Points as of July 1, 2023	Estimated Acquisition Cost
SUV	2019	12.1	12,200
SUV	2019	12.1	40,300
SEDAN	2009	12.1	15,400
SUV	2019	12.1	36,200
SUV	2018	12	16,200
SUV	2019	12	30,400
SUV	2018	12	36,600
SEDAN	2004	11.9	15,400
SUV	2019	11.9	34,200
SUV	2018	11.9	33,600
SUV	2015	11.9	28,900
SUV	2019	11.8	13,600
SUV 4X4	2015	11.8	34,100
MINIVAN	2019	11.8	31,400
SEDAN	2011	11.8	34,400
SEDAN	2011	11.8	37,100
SUV	2015	11.8	36,300
SUV	2015	11.8	36,600
SUV 4X4	2023	11.8	33,200
SUV	2015	11.7	31,600
SUV 4X4	2023	11.7	28,000
SUV	2019	11.7	14,800
SUV	2015	11.7	13,400
SUV	2015	11.7	33,200
SUV	2015	11.7	13,200
VAN	2019	11.7	36,300
SUV	2018	11.7	37,100
SEDAN	2009	11.7	13,700
SEDAN	2009	11.7	27,900
MINIVAN	2013	11.6	32,700
SUV	2019	11.6	13,600
SEDAN	2004	11.6	15,400
19-DODG-GR-CARAVAN	2019	11.6	30,900
MINIVAN	2012	11.6	36,600
SUV	2016	11.6	34,200
SEDAN	2011	11.6	34,200
SEDAN	2010	11.6	28,000
SEDAN	2011	11.5	31,600
MINIVAN	2014	11.5	34,100
TRUCK BOX CARGO	2015	11.5	31,400
SUV	2015	11.5	37,200
SEDAN	2011	11.5	34,400
SUV 4X4	2012	11.5	30,900

**FY 2025 DCS Fleet Replacements Required<sup>1</sup>**

Vehicle	Year	Points as of July 1, 2023	Estimated Acquisition Cost
SUV	2015	11.5	28,800
SUV	2014	11.5	28,800
SEDAN	2011	11.5	31,500
SUV	2014	11.4	13,500
19-DODG-GR-CARAVAN	2019	11.4	31,600
SUV	2019	11.4	35,100
SUV	2019	11.4	15,900
SUV	2019	11.4	37,100
SUV	2019	11.4	36,300
SUV	2019	11.4	36,300
SUV	2018	11.4	36,600
VAN	2019	11.4	16,200
SUV	2019	11.3	31,400
SUV	2015	11.3	34,300
SUV	2015	11.3	34,300
SUV 4X4	2015	11.3	28,200
MINIVAN	2019	11.3	36,600
SUV 4X4	2023	11.3	32,200
SUV 4X4	2023	11.2	15,500
SUV 4X4	2023	11.2	14,400
SUV	2015	11.2	14,200
MINIVAN	2019	11.2	51,400
SUV	2019	11.2	31,700
SUV	2019	11.1	34,200
SUV	2019	11.1	15,600
SUV	2019	11.1	29,800
VAN	2019	11.1	34,200
SUV	2019	11.1	13,300
MINIVAN	2019	11.1	34,200
SUV	2015	11.1	14,800
SUV	2018	11.1	34,200
MINIVAN	2019	11.1	31,700
MINIVAN	2013	11.1	34,200
SUV	2018	11	34,200
SUV	2018	11	34,600
SUV	2019	11	15,900
SUV	2019	11	15,700
SUV	2019	11	37,200
MINIVAN	2013	11	14,300
SUV	2019	11	31,100
SUV	2019	11	34,100
SEDAN	2008	11	26,800
19-DODG-GR-CARAVAN	2019	10.9	14,100

**FY 2025 DCS Fleet Replacements Required<sup>1</sup>**

Vehicle	Year	Points as of July 1, 2023	Estimated Acquisition Cost
19-DODG-GR-CARAVAN	2019	10.9	31,400
19-DODG-GR-CARAVAN	2019	10.9	34,100
19-DODG-GR-CARAVAN	2019	10.9	14,400
19-DODG-GR-CARAVAN	2019	10.9	14,500
SUV	2014	10.9	33,200
SUV	2014	10.9	37,200
SUV	2014	10.9	31,500
SUV	2014	10.8	15,000
MINIVAN	2014	10.8	31,400
SEDAN	2010	10.8	31,400
SEDAN	2008	10.8	34,200
SEDAN	2016	10.8	34,600
SEDAN	2016	10.8	35,100
SEDAN	2016	10.8	33,600
SEDAN	2009	10.8	30,400
SEDAN	2009	10.8	15,800
MINIVAN	2013	10.8	31,700
SEDAN	2016	10.8	36,300
SEDAN	2015	10.7	34,000
SEDAN	2016	10.7	33,500
SEDAN	2016	10.7	28,800
SEDAN	2015	10.7	14,300
SEDAN	2015	10.7	34,300
SEDAN	2016	10.7	32,700
SEDAN	2016	10.7	13,600
SEDAN	2016	10.6	34,100
SEDAN	2009	10.6	31,400
MINIVAN	2014	10.6	13,300
SEDAN	2009	10.6	33,500
MINIVAN	2014	10.6	14,600
SUV	2014	10.6	31,700
MINIVAN	2014	10.6	31,700
MINIVAN	2019	10.6	15,200
SUV	2015	10.6	31,700
SUV	2014	10.6	13,100
MINIVAN	2013	10.5	15,500
SEDAN	2012	10.5	28,800
MINIVAN	2013	10.5	31,400
SUV 4X4	2012	10.5	33,600
SUV	2018	10.5	33,500
MINIVAN	2019	10.5	30,700
MINIVAN	2019	10.5	34,300
MINIVAN	2019	10.5	14,300

**FY 2025 DCS Fleet Replacements Required<sup>1</sup>**

Vehicle	Year	Points as of July 1, 2023	Estimated Acquisition Cost
SUV	2019	10.5	36,300
SUV	2019	10.5	34,300
SUV	2019	10.5	36,600
SUV	2019	10.5	37,100
MINIVAN	2015	10.5	25,400
SUV	2019	10.5	34,000
SUV	2015	10.4	34,000
SUV	2015	10.4	31,400
SUV	2019	10.4	31,800
SEDAN	2011	10.4	31,800
MINIVAN	2019	10.4	8,100
SEDAN	2011	10.4	30,800
SUV	2015	10.4	13,700
SUV	2015	10.4	34,300
SUV	2015	10.4	16,000
SUV	2015	10.4	36,300
SUV	2015	10.4	37,200
SUV 4X4	2023	10.4	34,000
SUV 4X4	2023	10.4	32,200
SEDAN	2010	10.4	16,400
SUV	2015	10.3	30,600
SUV	2015	10.3	31,700
SUV 4X4	2023	10.3	34,600
SUV	2019	10.3	14,600
SUV	2018	10.3	31,500
SEDAN	2008	10.3	30,700
MINIVAN	2013	10.3	13,600
SEDAN	2010	10.3	36,300
19-DODG-GR-CARAVAN	2019	10.3	37,100
SEDAN	2009	10.3	32,500
MINIVAN	2011	10.3	36,400
MINIVAN	2011	10.2	15,200
MINIVAN	2014	10.2	28,800
MINIVAN	2013	10.2	31,400
SUV	2015	10.2	34,600
MINIVAN	2012	10.2	31,500
MINIVAN	2014	10.2	34,200
MINIVAN	2006	10.2	13,000
SEDAN	2010	10.2	31,600
SEDAN	2012	10.2	27,900
SEDAN	2016	10.2	15,000
SEDAN	2009	10.2	14,600
SEDAN	2009	10.1	34,000

**FY 2025 DCS Fleet Replacements Required<sup>1</sup>**

Vehicle	Year	Points as of July 1, 2023	Estimated Acquisition Cost
SUV	2014	10.1	34,000
SUV	2015	10.1	14,200
SUV	2015	10.1	16,100
SEDAN	2015	10.1	29,900
SUV	2019	10.1	34,000
SEDAN	2008	10.1	8,900
19-DODG-GR-CARAVAN	2019	10.1	14,800
MINI SUV	2019	10.1	13,800
MINIVAN	2013	10	27,200
SUV	2018	10	34,200
MINIVAN	2013	10	34,300
MINIVAN	2013	10	28,800
SUV	2019	10	34,100
SUV	2019	10	34,000
SUV	2019	10	28,800
SUV	2019	10	15,600
SUV	2019	10	28,800
SUV	2019	10	28,200
MINIVAN	2019	10	14,800
SUV	2015	10	37,100
SUV	2019	10	13,900
<b>TOTAL (235 vehicles)</b>			<b>6,619,900</b>

<sup>1</sup>Vehicles are listed in priority replacement order.



# Arizona Department of Transportation

## FY 2025 Decision Package

**Title: Agency Software Support**

**Priority: 10**

**FTE: 0; Request: \$1,409,000**

Fund Source:

State Highway Fund - Operating Lump Sum (DT58000/DT2030)

\$1,409,000

---

**SUMMARY:**

ADOT Information Technology Group (ITG) is requesting ongoing funds in the amount of \$1,409,000 to support the Arizona Department of Transportation (ADOT) mission: We Provide Highway Infrastructure and Transportation Services. The software is integral to providing safe highways to Arizonans and supports the ongoing operations of ADOT. If unfunded, ADOT traffic operations may be impacted, including emergency notifications to the public and responsible law enforcement response for hazard mitigation (crashes, disabled vehicles, and debris) as well as ADOT infrastructure maintenance, inspection, notification and repair.

**BACKGROUND:**

ADOT's Information Technology Group (ITG) manages the majority of ADOT's software needs. In order to maximize its allocated budget funds, ITG has made it a priority to negotiate discounts and lower prices for software. In FY 2022, ADOT Leadership funded \$597,800 from its base to support the agency's software needs bringing the software base budget from \$5,302,600 to \$5,900,400. While this increase alleviated budget constraints at that time, the current budget has a projected shortfall in FY 2025 of \$1,409,000 due to increased costs. Many factors contribute to this shortfall: contracts with a built-in annual cost increase, mandated software version upgrades, vendor licensing model changes, increases in numbers of licenses, changing business needs, as well as the overall rising cost of software. While the software it has is required to keep ADOT working, the agency is unable to fund this additional increase from its existing base.

According to Gartner, a worldwide technology consulting and guidance firm, "IT spending will remain strong, even as many countries are projected to have near-flat gross domestic product (GDP) growth and high inflation in 2023. Prioritization will be critical as CIOs look to optimize spend while using digital technology to transform the company's value proposition, revenue and client interactions." This is further cemented by Gartner projecting a 5.5% increase in total world-wide IT spending with market segments like software increasing 12-13% in 2024. See Exhibit 1 to view current market projections. (Gartner, 2023)

ADOT currently allocates \$5,900,400 to fund software cost. In FY 2025 total software costs are anticipated to rise, based on cost increases and contract negotiations, by 23.88% to \$7,309,400. Please view Exhibit 2 for the breakout of costs.

The Arizona Department of Administration Arizona Strategic Enterprise Technology (ADOA-ASET) Office adopted a statewide Cloud First policy (P1100) in July 2019. This policy prioritizes Software as a Service (SaaS) for any information technology upgrades or modernization projects. As a result, ADOT has moved to SaaS solutions. The SaaS model is a software-as-a-subscription model instead of a purchased license/support model. The subscriptions must be paid annually to allow continued utilization of the product, which creates a recurring, increasing subscription cost.

Keeping up with agency software needs is a critical part of ITG and ADOT as a whole. With the rapid advancements of technology, it is imperative that software is kept up-to-date to maximize effectiveness and ensure security.

**OPTIONS CONSIDERED AND REASONS FOR REJECTION:**

The take no action alternative was considered and rejected because it would leave ADOT with \$1,409,000 worth of software unable to be purchased across the agency.

A second alternative of requesting an extension of software renewal dates into FY 2026 was considered. However, this pushes the issue into future years, creates a larger financial gap in the year in which the issue is addressed, and does not solve the problem.

A third option was considered and rejected. This option was to evaluate the software products to identify a high cost product and not renew the subscription for the year. This option was rejected due to the way multiple software products are integrated into ADOT traffic-safety applications and other mission-critical applications. The unavailability of a product would deem the whole application unusable.

**RECOMMENDED OPTION:**

ADOT is requesting ongoing funding of \$1,409,000 to address the shortfall in its the annual software budget. Approving this request will allow ITG to renew licensing and support for mission-critical software. As software costs continue to rise, ADOT anticipates this issue becoming an annual baseline issue.

FY 2025 Estimate	\$7,309,400
FY 2024 Base Funding	\$5,900,400
<b>FY 2025 Request</b>	<b>\$1,404,000</b>

Exhibit 2 outlines projected software renewal costs.

**IMPACT OF NOT FUNDING IN THIS YEAR:**

ITG will need to triage the software that ADOT is currently utilizing, which could result in non-renewal of software licensing that supports agency mission-critical applications and activities. These activities include accounts payable, cybersecurity, crash data reporting, emergency notifications to the public and responsible law enforcement response for hazard mitigation (crashes, disabled vehicles, and debris) as well as ADOT infrastructure maintenance, inspection, notification and repair. Non-renewal of software

could result in inaccurate datasets utilized for required federal reporting, which could put federal highway funding in jeopardy.

### **PROMOTING EQUITABLE OUTCOMES**

1. How does this funding request impact existing equity gaps for historically underserved, marginalized, or adversely affected groups, positively or negatively?

Software is a critical tool for ADOT community relations, outreach, and public information efforts regarding ADOT major projects and studies as well as communications with the traveling public. The public involvement process and communications occur in accordance with Title VI of the Civil Rights Act of 1965, the Americans with Disability Act and other federal non-discrimination mandates. ADOT publishes a Public Involvement Plan and provides guidance so all ADOT-sponsored public-facing activities – including meetings, hearings, surveys or other engagement opportunities – occur in compliance with applicable federal and state regulations.

Software also supports the work of ADOT’s Business Engagement and Compliance office (BECO), which administers the disadvantaged business enterprise (DBE) program that assists socially and economically disadvantaged groups as defined in title 49 of the Code of Federal Regulations (CFR), Part 26. BECO provides training and education to DBEs, as well as support services to assist qualified minority- and women-owned businesses to obtain work on federal-aid contracts and to become self-sufficient in their respective industries.

These ADOT programs positively impact existing equity gaps for historically underserved, marginalized, or adversely affected groups.

2. How has the department included voices/feedback in the decision-making process of people that will be directly impacted by the spending plan implementation and the groups that will be targeted? How has this input affected the request?

The public involvement process and communications for ADOT projects and studies occurs in accordance with Title VI of the Civil Rights Act of 1965, the Americans with Disability Act and other federal non-discrimination mandates. ADOT publishes a Public Involvement Plan and provides guidance so all ADOT-sponsored public-facing activities – including meetings, hearings, surveys or other engagement opportunities – occur in compliance with necessary federal and state regulations. None of this activity, which ensures that all community members affected by a project are represented, can occur without software.

### **OUTCOMES SUPPORTED:**

This issue incorporates the Governor’s goals as outlined in the Blueprints as shown below:

- affordable and thriving economy
- infrastructure

This issue also incorporates ADOT’s strategic plan goals as follows:

- Promoting transportation safety and
- Maximizing resources

**PERFORMANCE MEASURES TO QUANTIFY SUCCESS OF THE SOLUTION:**

The success of this solution will be tracked on the Software Ticket Health Metric which tracks all ADOT software renewals. Continued uninterrupted operations essential to ADOT operations.

**STATUTORY REFERENCE (N/A if not applicable to issue):**

A.R.S. §28-332, Department of Transportation jurisdiction, duties; §28-670, Accident report analysis, §28-369, Law Enforcement Powers: ports of entry; violations, classification.

**EQUIPMENT TO BE PURCHASED IF APPLICABLE:**

N/A

**CLASSIFICATION OF POSITIONS:**

N/A

**PROJECT INVESTMENT JUSTIFICATION (PIJ):**

N/A

**ANNUALIZATIONS:**

N/A

Exhibit 1

**Worldwide IT Spending Forecast (Millions of U.S. Dollars)**

	<b>2022 Spending</b>	<b>2022 Growth (%)</b>	<b>2023 Spending</b>	<b>2023 Growth (%)</b>	<b>2024 Spending</b>	<b>2024 Growth (%)</b>
Data Center Systems	216,095	13.7	224,123	3.7	237,790	6.1
Devices	717,048	-10.7	684,342	-4.6	759,331	11.0
Software	793,839	8.8	891,386	12.3	1,007,769	13.1
IT Services	1,250,224	3.5	1,364,106	9.1	1,502,759	10.2
Communications Services	1,424,603	-1.8	1,479,671	3.9	1,536,156	3.8
<b>Overall IT</b>	<b>4,401,809</b>	<b>0.5</b>	<b>4,643,628</b>	<b>5.5</b>	<b>5,043,805</b>	<b>8.6</b>

Source: Gartner (April 2023)

**References**

Gartner. (2023, April 6). *Gartner*. Retrieved from Gartner:  
<https://www.gartner.com/en/newsroom/press-releases/2023-04-06-gartner-forecasts-worldwide-it-spending-to-grow-5-percent-in-2023>

Exhibit 2

Software	FY 2024 Anticipated Software Cost <sup>1</sup>	FY 2025 Projections
Adobe	\$218,449	\$324,164
Agilquest	\$3,773	\$4,305
Atlassian, Jira, Confluence	\$30,965	\$36,750
AZ511	\$383,408.00	\$503,223
Barracuda	\$41,936.04	\$47,250
Bentley	\$840,924.00	\$761,250
Cameleon	\$110,180.00	\$127,714
Citrix Netscalers	\$53,431.20	\$59,695
Citrix Sharefile	\$17,884.79	\$26,250
Cognos	\$55,163.00	\$65,625
Cradlepoint NetCloud support	\$2,000.00	\$8,925
Databank OnBase	\$397,252.00	\$450,450
Devolutions	\$5,430	\$6,300
DocuSign	\$301,257.00	\$325,500
Encase Forensic Maint	\$525	\$630
EndPoint Encryption	\$80,909	\$89,250
ER Studio	\$2,552.10	\$3,150
ESRI - GIS	\$872,058.00	\$1,012,473
FLIR Wowza Streaming	\$2,280.51	\$0
HP Server Blades	\$1,847.63	\$2,100
InfoTech	\$28,794.04	\$36,750
Java	\$15,134.00	\$15,435
Lansweeper	\$18,987.50	\$27,720
Lucidchart	\$37,620.78	\$47,250
Microsoft:Github	\$35,400.00	\$41,790
MS EA Renewal	\$829,967.00	\$1,227,263
MS O365 -	\$15,056.85	\$26,250
MS Premier Support (add O365 licenses)	\$250,000.00	\$293,109
NEC DL Security Support	\$216,114.00	\$226,920
Nessus	\$12,251.51	\$15,750
Netmotion	\$46,023.00	\$52,500
Netzoom	\$731.48	\$840
Nimbles/Hitachis	\$29,000.00	\$36,750
Oxygen XML Editor	\$222.63	\$263
Palo Alto - Add. for AWS	\$0.00	\$81,900
Palo Altos <sup>2</sup>	\$24,000.00	\$30,450

Software	<i>FY 2024 Anticipated Software Cost<sup>1</sup></i>	<i>FY 2025 Projections</i>
Palo Altos <sup>2</sup>	\$40,000.00	\$44,772
Palo Altos <sup>2</sup>	\$30,000.00	\$35,700
Powerbuilder	\$3,605.52	\$4,200
Prezi	\$1,927.63	\$2,100
RightFax	\$66,191.00	\$81,900
Ruckus	\$14,481.00	\$17,325
SalesForce - TraCS	\$3,580.85	\$4,200
Smartsheet Data Shuttle	\$8,800.00	\$9,450
SmartSheets	\$8,000.00	\$26,250
Snagit	\$220.36	\$236
Solarwind	\$65,600.00	\$71,400
Spillman	\$240,583.27	\$267,750
Spillman Solutions II	\$47,000.00	\$57,750
Splunk	\$23,452.25	\$26,250
Sql Server Support	\$193,140.00	\$214,883
Sumtotal	\$102,717.00	\$107,854
Tableau	\$110,587.92	\$134,400
Tree Size Pro	\$993.69	\$1,050
Trello	\$6,157.62	\$8,400
Vandyke	\$108.17	\$116
VMWare	\$97,800.00	\$115,500
Window 7 License	\$3,249.20	\$4,200
Wowza Surveillance	\$2,280.51	\$3,150
Zoho - AD Mgr/Key Mgr	\$9,556.00	\$10,500
Zoho - SDP	\$32,903.63	\$44,100
<b>Grand Total Projections</b>	<b>\$6,094,464<sup>1</sup></b>	<b>\$7,309,377.60</b>

<sup>1</sup>The funded base for FY 2024 software is \$5,900,400. As shown above, anticipated FY 2024 software costs, totaling \$6,094,500, exceed the funded base by \$194,100.

<sup>2</sup>Palo Altos is a firmware that is being paid for three separate areas: Traffic Operations Center, Iron Mountain Offsite Data Center, and Amazon Cloud.

# Arizona Department of Transportation

## FY 2025 Decision Package

**Title: MVD Security Modernization (Phase 3)**

**Priority: 11**

**FTE: 0; Request: \$724,900**

Fund Source:

State Highway Fund (DT2030)

\$724,900

---

**SUMMARY:**

In order to protect employees, customers, and buildings, ADOT is requesting funds to increase security by upgrading security systems at nine of ADOT's 42 MVD offices. This request is phase 3 of a 5-phase project to increase security at MVD locations. Security audits have been completed at all locations to ensure maximum efficiency with the project. The request will harden building security, improve electronic deterrent equipment, install panic alarms, and install badge readers.

**BACKGROUND:**

The Arizona Department of Transportation (ADOT) has multiple functions where interactions with the public are required. The prevalence of acts of aggression has increased, and this leaves both customers and employees vulnerable to violent acts. To counteract this trend ADOT requires additional security for ADOT buildings.

Statistics from the Phoenix Police Department show that, after rising markedly, violent crime levels stabilized in 2023. This trend is seen in almost every major city in the United States based on a report by the Major Cities Chiefs Association. See Exhibit 1 at the end of the decision package for additional information.

ADOT is experiencing an increase in these types of incidents in its Motor Vehicle offices and vehicle inspection locations. So far in FY 2023, there have been 34 total customer incidents with 12 of the incidents requiring the assistance of emergency responders. These incidents involved customer service representatives (CSRs) being threatened or attacked, and also included damage to property. Having accessible panic buttons and clear video of the incidents is key to protecting customers and staff during incidents and prosecuting the perpetrators after incidents occur.

In order to protect employees, customers, and buildings, ADOT is requesting funds to increase security at some of its most vulnerable locations. In phase 1, eleven offices were identified and have been upgraded with better video cameras, ID badge scanners, intrusion sensors on doorways, and panic buttons. For Phase 2, ADOT was appropriated \$730,900 to upgrade an additional ten offices in FY 2024. For the subsequent remaining phases, security audits have been completed at all locations to ensure maximum efficiency with the project. This proposal is to upgrade the security systems at nine of ADOT's 42 MVD offices. The request will harden building security, improve electronic deterrent equipment, install panic alarms, and install badge readers. Once phase 3



is complete, 30 of ADOT’s 42 MVD offices will have received security upgrades.

**OPTIONS CONSIDERED AND REASONS FOR REJECTION:**

Alternatives considered include not improving security at the identified MVD facilities. This option was rejected because the budget request prioritizes employee and customer safety and safeguards State assets.

Another option evaluated was to utilize building renewal funding for some aspects of the project or the entire project. "Building renewal," pursuant to A.R.S. 41-790, is defined as "major activities that involve the repair or reworking of a building and the supporting infrastructure that will result in maintaining a building's expected useful life. Building renewal does not include new building additions, new infrastructure additions, landscaping and area beautification, routine preventive maintenance except as provided in section 41-793.01, subsection D or demolition and removal of a building." Further, "infrastructure" is defined as "non-building improvements that directly support operating a facility that is listed in the annual building system such as utility delivery systems, roadway systems, external lighting systems, irrigation systems, sidewalks and parking lots."

Beyond these definitions in statute there is no other law, rule, or policy that discusses in detail what types of building maintenance or infrastructure are acceptable uses of building renewal funds, and no case law exists on the subject. ADOA publishes the ADOA Capital Improvement Plan Instruction Manual but it does not provide definitive guidance. General practice at ADOT, and throughout the state, has been to not utilize building renewal for the types of equipment in this request.

However, ADOT rejected the option to utilize building renewal funds due to the existing backlog of building renewal projects and limited capacity of the building renewal appropriation. ADOT has fully allocated its FY 2024 building renewal appropriation of \$22,420,200 and has an unfunded liability of \$101,160,280 in building renewal projects.

**RECOMMENDED OPTION:**

ADOT is requesting \$724,900 in FY 2025 for MVD Security Systems - Phase 3. This funding will harden building security, improve electronic deterrent equipment, install panic alarms, and install badge readers at 9 MVD building locations.

Phase 3 includes 9 additional locations and will address the same 4 security issues mentioned above. See the table below for request details. Additional information is available in Exhibit 2 at the end of the decision package.

**MVD Security Modernization Costs (Phase 3)**

Office	Location	Total
Apache Junction	575 N. Idaho Rd. Ste 600	\$61,300
Bullhead City	1325 Alonas Way	\$75,600
Kingman	3670 E. Andy Devine Ave.	\$87,600
Lake Havasu City	2081 Spawr Circle	\$92,100
Payson	122 E. Highway 260	\$63,800
Surprise	13009 W. Bell Rd.	\$55,900
Yuma	2165 E. Gila Ridge Rd.	\$87,700
Safford	310 W. Main St.	\$90,600
Page	Route 89 M.P. 551	\$44,300
Contingency @ 10%		\$66,000
<b>FY 2025 Total</b>		<b>\$724,900</b>

The table below represents phase 4 of a phased approach to add and upgrade existing security equipment at existing facilities. ADOT will request funding in FY 2026 so that an additional 9 MVD offices can be upgraded. See the table below for additional details:

**MVD Security Modernization Locations (Phase 4)**

Office	Location
Sierra Vista	5224 E. Charleston Rd.
Nogales	3030 N. Grand Ave.
Chandler	50 S. Beck Ave
Prescott	1105 Commerce Dr.
Littlefield	700 N. Hwy 91 Bldg C
Show Low	161 E. Deuce of Clubs
Tuba City	25 E. Edgewater Dr.
Wickenburg	472 E. Wickenburg Way Ste. 104
Winslow	200 N. ADOT Ln.

Video Equipment:

The closed-circuit television (CCTV) video equipment used in most MVD offices is past its useful life expectancy and needs to be replaced with new video technology. The older video equipment quality is poor which makes identification of violent customers more difficult. See Exhibit 3 for an example of the improved video that will be available after upgrading the equipment.

Building Access:

Many locations are still using manual keys and numeric keypads. These offices need to be upgraded to badge readers as this has become the standard across state government. The continued use of keys causes multiple security issues. Keys can be duplicated, lost or stolen and are hard to ensure they are returned from separating employees. This causes the door locks to be rekeyed multiple times annually. Numeric keypads also carry with them security risks. Combinations can be viewed by others when used, which increases the risk for unauthorized entry.

Electronic badge readers make denying access to terminated employees more efficient. Access to the building in the early morning hours takes only a few seconds with a badge which is safer for the employees who open the MVD offices.

Intrusion Systems:

Locations without intrusion systems or that have outdated systems are vulnerable to break-ins. Intruders can enter the building undetected and threaten employees, steal equipment, damage property, and take confidential documents. This request is to update the intrusion systems in eight offices and install systems in two offices.

Switch, Labor, Cables, Conduit, and Licensing:

A network switch is networking hardware that connects devices on a computer network by using packet switching to receive and forward data to the destination device. The new switches are installed by ADOT’s information technology department and are required to ensure the security systems work efficiently on the network. In addition, this category includes labor, cables, conduit, and licensing costs associated with the request.

**IMPACT OF NOT FUNDING IN THIS YEAR:**

MVD offices will remain vulnerable to acts of violence on its employees, customers and facilities. Offices will not have intrusion systems or adequate camera coverage to deter or protect them from property crime.

**PROMOTING EQUITABLE OUTCOMES**

1. How does this funding request impact existing equity gaps for historically underserved, marginalized, or adversely affected groups, positively or negatively?

All Arizona citizens must visit MVD offices to obtain valid credentials required to drive, obtain employment, vote, and perform other critical activities. Arizona residents without electronic access are able to update vehicle titles, obtain license plates, and perform other functions at MVDs. This funding increases customer and staff safety during those visits.

2. How has the department included voices/feedback in the decision-making process of people that will be directly impacted by the spending plan implementation and the groups that will be targeted? How has this input affected the request?

This is not applicable. The legislature establishes the activities performed at MVDs. Customer and staff safety is of paramount concern to ADOT.

**OUTCOMES SUPPORTED:**

This issue incorporates the Governor’s goals as outlined in the Blueprints as shown below:

- affordable and thriving economy
- infrastructure

This issue also incorporates ADOT’s strategic plan goals as follows:

- promoting transportation safety
- maximizing resources

**PERFORMANCE MEASURES TO QUANTIFY SUCCESS OF THE SOLUTION:**

Completion of security modernization efforts at MVD field offices.

Response to violent or aggressive incidents and property crime at MVD offices across Arizona.

**STATUTORY REFERENCE:** A.R.S. § 41-790

ADOA Capital Improvement Plan Instruction Manual:

<https://gsd.az.gov/sites/default/files/Capital%20Improvement%20Plan%20Instructions.pdf>

**EQUIPMENT TO BE PURCHASED IF APPLICABLE:**

See MVD Security Modernization Costs tables above.

**PROJECT INVESTMENT JUSTIFICATION (PIJ):** N/A

**CLASSIFICATION OF POSITIONS:** N/A

**ANNUALIZATIONS:** TBD

### Exhibit 1: Increased Crime Data Sources <sup>1</sup>

UCR Crime Type <sup>2</sup>	2021 Jan-Apr	2022 Jan-Apr	2023 Jan-Apr	Percent Change
Homicide	58	72	63	9%
Rape	348	353	368	6%
Robbery	1,083	991	873	-19%
Aggravated Assault	2,759	2,852	2,962	7%
<b>Total Part One Violent Crimes</b>	<b>4,248</b>	<b>4,268</b>	<b>4,266</b>	<b>0.4%</b>

Burglary	2,203	2,084	1,880	-15%
Theft/Larceny	12,381	12,447	9,306	-25%
Motor Vehicle Theft	2,452	2,702	2,578	5%
Arson	111	87	58	-48%
<b>Total Part One Property Crimes</b>	<b>17,147</b>	<b>17,320</b>	<b>13,822</b>	<b>-19%</b>

<sup>1</sup> This report is based on Uniform Crime Reporting (UCR) criteria which are not equivalent to Arizona Revised Statutes (ARS) statistics and therefore this data cannot be directly compared to ARS reports.

<sup>2</sup> Data range used is from Jan-April of 2021-2023 due to those months being the most up to date for 2023.

Source: Violent crime stats provided by Phoenix police



## Major Cities Chiefs Association

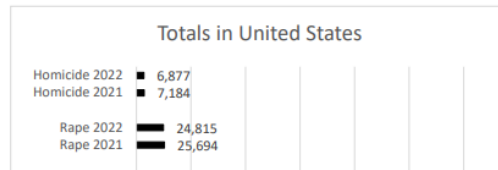
### VIOLENT CRIME SURVEY – NATIONAL TOTALS Comparison <sup>1</sup>

January 1 to September 30, 2022, and 2021

Contact: Laura Cooper, Executive Director, [cooper@majorcitieschiefs.com](mailto:cooper@majorcitieschiefs.com)

#### United States 70 of 70 Responding Agencies

United States <sup>2</sup>	2022	2021
Homicide	6,877	7,184
Rape	24,815	25,694



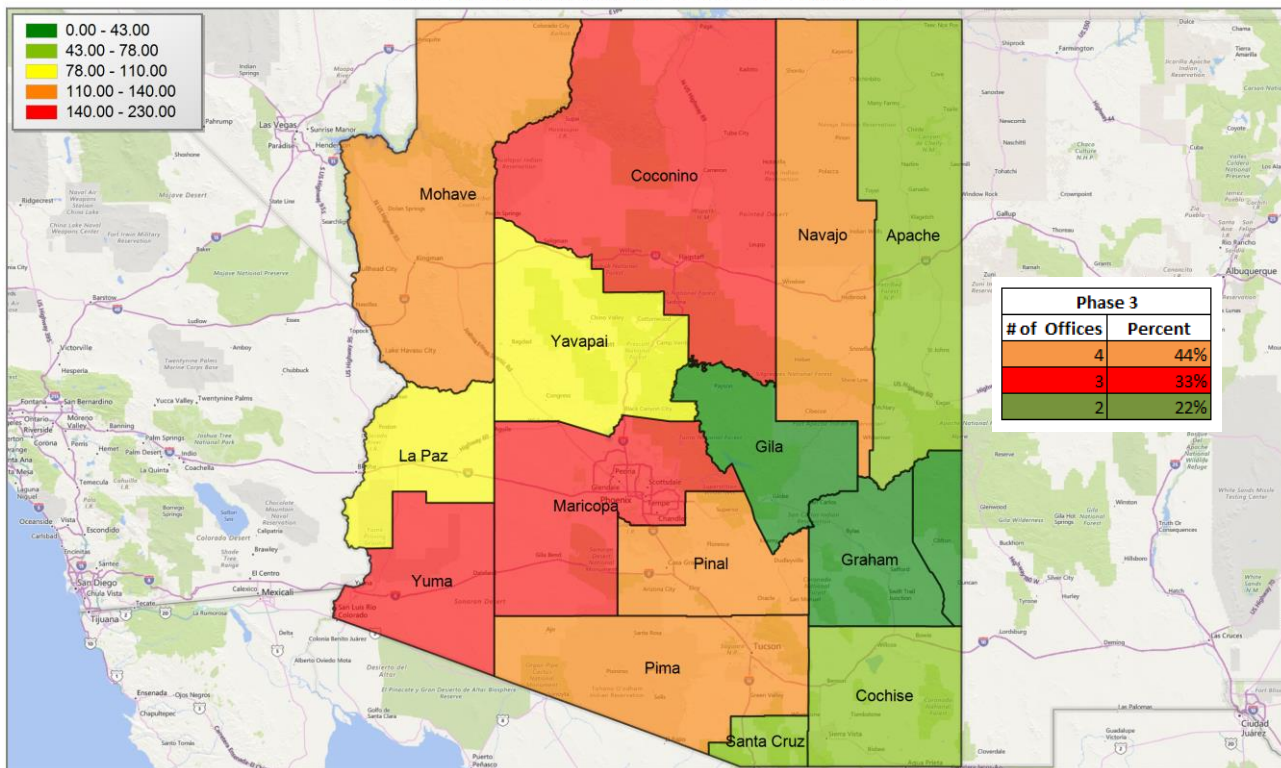
1. Data is preliminary – not a final UCR/NIBRS report.

2. UCR Definitions – United States

- Homicide - a.) Murder and nonnegligent manslaughter: the willful (nonnegligent) killing of one human being by another. Deaths caused by negligence, attempts to kill, assaults to kill, suicides, and accidental deaths are excluded. The program classifies justifiable homicides separately and limits the definition to: (1) the killing of a felon by a law enforcement officer in the line of duty; or (2) the killing of a felon, during the commission of a felony, by a private citizen. b.) Manslaughter by negligence: the killing of another person through gross negligence. Deaths of persons due to their own negligence, accidental deaths not resulting from gross negligence, and traffic fatalities are not included in the category Manslaughter by Negligence.
- Robbery – The taking or attempting to take anything of value from the care, custody, or control of a person or persons by force or threat of force or violence and/or by putting the victim in fear.
- Aggravated assault – An unlawful attack by one person upon another for the purpose of inflicting severe or aggravated bodily injury. This type of assault usually is accompanied by the use of a weapon or by means likely to produce death or great bodily harm. Simple assaults are excluded.
- Forcible rape – The carnal knowledge of a female forcibly and against her will. Rapes by force and attempts or assaults to rape, regardless of the age of the victim, are included. Statutory offenses (no force used – victim under age of consent) are excluded.

Arizona Department of Public Safety:

Index Violent Crime Rate per 100,000 By County, 2023



YOU SHOULD KNOW

Violent crime is composed of four offenses: murder and nonnegligent manslaughter, forcible rape, robbery, and aggravated assault.

Property crime includes the offenses of burglary, larceny-theft, motor vehicle theft, and arson. The object of the theft-type offenses is the taking of money or property, but there is no force or threat of force against the victims.

## Exhibit 2: Quantity & Unit Price Detail

Arizona Department of Transportation  
MVD Security Modernization (Phase 3)

Office Name:	Apache Junction	Bullhead City	Kingman	Lake Havasu City	Payson	Surprise	Yuma	Safford	Page
Office Address:	575 N. Idaho Rd Ste 600	1325 Alonas Way	3670 E. Andy Devine Ave (Hwy 66)	2081 Spawr Circle	122 E. Highway 260 Ste 122	13009 W. Bell Rd.	2165 E. Gila Ridge Rd.	310 W. Main St	Route 89 MP 551

### Quantity

Network Video Recorder (NVR)	1	1	1	1	1	1	1	1	1
Cameras Indoor	8	6	14	8	14	4	6	6	4
Cameras Outdoor	4	5	4	7	1	6	7	5	3
Multi Sensor Cameras	0	0	0	0	0	0	0	0	0
Access Control	1	1	1	1	1	1	1	1	1
Readers	5	7	7	9	6	8	8	10	5
Intrusion System	1	1	1	1	1	1	1	1	1
Panic Buttons	0	12	10	10	8	0	5	10	4
Electric Strike	5	7	7	9	6	4	8	10	2
Monitor 42"	1	1	1	1	1	1	1	1	1
Labor	300	400	500	500	300	250	500	500	200
Cables, conduit, licensing, switch, etc.	1	1	1	1	1	1	1	1	1

### Unit Cost

Network Video Recorder (NVR) Fully Populated	\$5,675	\$5,675	\$5,675	\$5,675	\$5,675	\$5,675	\$5,675	\$5,675	\$5,675
Cameras Indoor	\$421	\$421	\$421	\$421	\$421	\$421	\$421	\$421	\$421
Cameras Outdoor	\$921	\$921	\$921	\$921	\$921	\$921	\$921	\$921	\$921
Multi Sensor Cameras	\$2,402	\$2,402	\$2,402	\$2,402	\$2,402	\$2,402	\$2,402	\$2,402	\$2,402
Access Control	\$8,346	\$8,346	\$8,346	\$8,346	\$8,346	\$8,346	\$8,346	\$8,346	\$8,346
Readers	\$289	\$289	\$289	\$289	\$289	\$289	\$289	\$289	\$289
Intrusion System	\$600	\$1,390	\$1,350	\$2,000	\$1,390	\$500	\$600	\$1,390	\$300
Panic Buttons	\$26	\$26	\$26	\$26	\$26	\$26	\$26	\$26	\$26
Electric Strike	\$1,550	\$1,550	\$1,550	\$1,550	\$1,550	\$1,550	\$1,550	\$1,550	\$1,550
Monitor 42" + wall mount	\$1,000	\$1,000	\$1,000	\$1,000	\$1,000	\$1,000	\$1,000	\$1,000	\$1,000
Labor	\$95	\$95	\$95	\$95	\$95	\$95	\$95	\$95	\$95
Cables, conduit, licensing, switch, etc.	\$930	\$930	\$930	\$930	\$930	\$930	\$930	\$930	\$930

### Total Cost

Network Video Recorder (NVR)	\$5,700	\$5,700	\$5,700	\$5,700	\$5,700	\$5,700	\$5,700	\$5,700	\$5,700
Cameras Indoor	\$3,400	\$2,500	\$9,900	\$3,400	\$9,900	\$1,700	\$2,500	\$2,500	\$1,700
Cameras Outdoor	\$3,700	\$4,600	\$3,700	\$6,400	\$900	\$5,500	\$6,400	\$4,600	\$2,800
Multi Sensor Cameras	\$0	\$0	\$0	\$0	\$0	\$0	\$0	\$0	\$0
Access Control	\$8,300	\$8,300	\$8,300	\$8,300	\$8,300	\$8,300	\$8,300	\$8,300	\$8,300
Readers	\$1,400	\$2,000	\$2,000	\$2,600	\$1,700	\$2,300	\$2,300	\$2,900	\$1,400
Intrusion System	\$600	\$1,400	\$1,400	\$2,000	\$1,400	\$500	\$600	\$1,400	\$300
Panic Buttons	\$0	\$300	\$300	\$300	\$200	\$0	\$100	\$300	\$100
Electric Strike	\$7,800	\$10,900	\$10,900	\$14,000	\$9,300	\$6,200	\$12,400	\$15,500	\$3,100
Monitor 42"	\$1,000	\$1,000	\$1,000	\$1,000	\$1,000	\$1,000	\$1,000	\$1,000	\$1,000
Labor	\$28,500	\$38,000	\$47,500	\$47,500	\$28,500	\$23,800	\$47,500	\$47,500	\$19,000
Cables, conduit, licensing, switch, etc.	\$900	\$900	\$900	\$900	\$900	\$900	\$900	\$900	\$900
<b>Total Cost</b>	<b>\$61,300</b>	<b>\$75,600</b>	<b>\$87,600</b>	<b>\$92,100</b>	<b>\$63,800</b>	<b>\$55,900</b>	<b>\$87,700</b>	<b>\$90,600</b>	<b>\$44,300</b>

Total Cost	\$658,900
Contingency @ 10%	\$65,000
	<b>\$724,900</b>

Exhibit 3: Example of Improved Video after Upgrade



Current Image

After Upgrade

# Arizona Department of Transportation FY 2025 Decision Package

## Title: Driver License Volume and Cost Adjustment

Priority: 12

FTE: 0; Request: \$0

Fund Source:

State Highway Fund (DT2030)

\$0

**SUMMARY:**

The Arizona Department of Transportation's (ADOT's) Motor Vehicle Division (MVD) issues driver licenses and identification cards. As the volume of credentials changes due to population changes, there is no mechanism to automatically adjust the operating budget appropriation to reflect the production cost. This is an ongoing baseline issue that is revisited annually.

**BACKGROUND:**

ADOT's MVD issues driver licenses and identification cards. Customers pay a fee for driver licenses. As the volume of driver licenses changes due to population changes, there is no mechanism to automatically adjust the operating budget appropriation to reflect the changes in cost.

Driver licenses and identification cards are produced on contract by a vendor and mailed directly to the customer. While the customer pays a fee for the credential upon completion of an application, the revenue from the fees goes to the Highway User Revenue Fund, which is distributed to municipalities as well as the State Highway Fund (SHF), from which ADOT's operating budget is appropriated by the legislature.



In FY 2021, total credential volume was 1,737,619 as the state began to recover from the effects of the pandemic. The return to pre-pandemic volume continued in FY 2022 and leveled off in FY 2023, as ADOT produced 1,789,452 credentials in FY 2022 and 1,778,817 in FY 2023. Based on population and interstate migration trends, which ADOT anticipates to be 3.0% growth in FY 2024 before leveling off to 1.6% growth in FY 2025, ADOT anticipates issuing about 1,832,200 total credentials in FY 2024 and 1,861,500 total credentials in FY 2025. As of FY 2024, MVD pays \$1.59 for each Driver License and ID card issued. This cost consists of \$1.05 for Driver Licenses and ID cards



(including 8.6% tax) and \$0.54 for postage. The price for each credential printed dropped by \$.08 in early FY 2023 following the award of a contract to a new vendor.

**OPTIONS CONSIDERED AND REASONS FOR REJECTION:**

Failure to request additional funding would mean the agency would have to reallocate existing funds for MVD services to fund these costs. This alternative would negatively impact MVD’s concerted efforts to achieve two of its key objectives, improve its end-to-end customer experience and improve financial health.

**RECOMMENDED OPTION:**

Because the change in appropriation amounts to \$2,600, ADOT is not requesting additional appropriation authority in the State Highway Fund operating lump sum appropriation in FY 2025. Credential issuance is a baseline issue for ADOT, and ADOT is submitting this \$0 issue to reflect that.

	<b>Card with 8.6% sales taxes</b>	<b>Postage</b>	<b>Average Cost</b>	<b>Driver Licenses</b>	<b>Total Driver License Cost</b>
FY 2021 Actual	\$1.04	\$0.47	\$1.51	1,737,619	\$2,621,300
FY 2022 Actual	\$1.04	\$0.50	\$1.54	1,789,452	\$2,762,200
FY 2023 Old Contract	\$1.13	\$0.54	\$1.67	1,159,684	\$1,936,700
FY 2023 New Contract	\$1.05	\$0.54	\$1.59	619,133	\$984,400
FY 2024 Estimate	\$1.05	\$0.54	\$1.59	1,832,182	\$2,913,200
FY 2025 Estimate	\$1.05	\$0.54	\$1.59	1,861,496	\$2,959,800

FY 2025 Estimate	\$2,959,800
FY 2024 Base Funding <sup>1</sup>	\$2,957,200
<b>FY 2025 Driver License Adjustment</b>	<b>\$2,600</b>

<sup>1</sup>FY 2023 Base Funding (\$2,774,100) + FY 2024 Increase (\$183,100) = FY 2024 Base Funding of \$2,957,200.

**IMPACT OF NOT FUNDING IN THIS YEAR:**

ADOT is required by statute to issue driver licenses. If the issue is not funded, ADOT would be forced to reallocate existing base funding for MVD services to fund these costs. No funding exists to pay for these costs within existing fund sources.

**PROMOTING EQUITABLE OUTCOMES**

1. How does this funding request impact existing equity gaps for historically underserved, marginalized, or adversely affected groups, positively or negatively?

All Arizona citizens require valid credentials to drive, obtain employment, vote, and perform other critical activities. This funding ensures the availability of credentials for all legal residents of the State, regardless of any variable that may affect their access to other opportunities or services.

2. How has the department included voices/feedback in the decision-making process of people that will be directly impacted by the spending plan implementation and the groups that will be targeted? How has this input affected the request?

This is not applicable as regulations regarding credentials are established by the legislature.

**OUTCOMES SUPPORTED:**

This issue incorporates the Governor's goals as outlined in the Blueprints as shown below:

- affordable and thriving economy

This issue also incorporates ADOT's strategic plan goals as follows:

- promoting transportation safety
- maximizing resources

**PERFORMANCE MEASURES TO QUANTIFY SUCCESS OF THE SOLUTION:**

- Customer-wait time in MVD offices.
- Number and percent increase in the number of driver licenses issued.

**STATUTORY REFERENCE:**

- A.R.S § 28-3151: Driver license requirement.
- A.R.S § 28-3175: Driver licenses, non-operating identification licenses, use for boarding aircraft, accessing restricted areas, rules.

**EQUIPMENT TO BE PURCHASED IF APPLICABLE:** N/A.

**CLASSIFICATION OF POSITIONS:** N/A.

**PROJECT INVESTMENT JUSTIFICATION (PIJ):** N/A

**ANNUALIZATIONS:** N/A.

# Arizona Department of Transportation FY 2025 Decision Package

## Title: License Plate Volume and Cost Adjustment

### Priority: 13

### FTE: 0; Request: \$(629,000)

Fund Source:

State Highway Fund (DT2030)

\$(629,000)

---

#### SUMMARY:

The Arizona Department of Transportation's (ADOT) Motor Vehicle Division (MVD) is requesting a funding adjustment for license plate production in FY 2025. Plates are produced by the Department of Corrections' Arizona Correctional Industries (ACI) program. In FY 2022, ACI updated its equipment and moved to an on-demand production model. ADOT submits an annual baseline budget issue to address volume and cost changes in license plate production.

#### BACKGROUND:

MVD issues license plates, and customers pay a fee for the license plates. As the volume of license plates issued changes, there is no mechanism to automatically adjust the operating budget appropriation to align with the cost.

License plates are produced by the ACI program. In FY 2023, the average cost of a license plate was \$2.23, and the processing cost per plate for ADOT's fulfillment vendor was \$0.95, for a total cost per plate of \$3.18.



Global supply chain constraints over the past few years have impacted the vehicle market in a number of ways. Beginning in FY 2022 and continuing through FY 2023, ACI experienced significant price increases for aluminum, which is one of the primary cost components in license plate production. As a result, ACI raised MVD's plate production costs from an average of \$2.19 per plate to an average of \$2.23 per plate.

Additionally, the inventory of new vehicles is in a slow recovery following a decline in vehicle production and subsequent slowdown in vehicle sales. In FY 2022, domestic production of vehicles slowed 21% and total vehicle sales dropped 14%. In FY 2023 vehicle availability began to rebound, with domestic vehicle production up 20% over the same period from FY 2022. Annualized estimates through May 2023 show total vehicle sales are up 20% compared to May 2022, although domestic auto production continued to lag far behind the FY 2021 production.

	Total Vehicle Sales		Domestic Auto Production	
	Monthly Vehicles Sold (in Millions)	Percentage Change	Units Produced (in Thousands)	Percentage Change
FY 2021	15.8	2%	1979.3	-1%
FY 2022	13.5	-14%	1571.4	-21%

	Total Vehicle Sales		Domestic Auto Production	
	Monthly Vehicles Sold (in Millions)	Percentage Change	Units Produced (in Thousands)	Percentage Change
May 2022	13.0	-15%	1279.7	-3%
May 2023	15.6	20%	1538.9	20%

ADOT produced 1,923,474 plates in FY 2022. Overall plates issued in FY 2023 were somewhat below original projections, trending to 1,847,849. Until the available vehicle inventory stabilizes, ADOT anticipates production levels to remain relatively stable at about 1,902,000 in FY 2024 and FY 2025.

In addition to aluminum resource shortages, ACI replaced its production equipment in FY 2023 to a modern solution; however, due to issues with the availability of certain materials, it primarily produced plates on its old equipment. As of summer 2023, production is shifting primarily to the new equipment. Pricing depends upon the equipment used to produce each plate. In FY 2023, plates produced on the old equipment averaged \$2.23 per plate, and plates produced on the new equipment averaged \$2.52 per plate.

ACI originally proposed pricing of \$2.91 per plate for the new equipment, and ADOT submitted its FY 2024 License Plate Volume Cost Adjustment Issue before the new contract with ACI could be finalized. The negotiations between the two agencies resulted in a contract with lower prices than those originally proposed. Beginning in FY 2024, the price of 12-inch plates increased to \$2.75 and the cost for 7-inch plates remained \$1.50. Based on historic plate production, the average per plate cost for FY 2024 and FY 2025 will be \$2.68. Additional costs to be considered in the production and distribution of plates are fees related to delivery.

Average Cost Per Plate	
FY 2023 old equipment pricing	\$2.23
FY 2023 new equipment pricing	\$2.52
FY 2024 ACI-proposed pricing	\$2.68
FY 2025 ACI-proposed pricing	\$2.68

The table below shows the counts of plates produced by size from FY 2020 through FY 2025 estimated amounts.

Plate Production Counts By Size						
	FY 2020	FY 2021	FY 2022	FY 2023	FY 2024 (est.)	FY 2025 (est.)
12-inch plates	1,534,562	1,865,412	1,750,160	1,675,935	1,730,000	1,730,000
7-inch plates	149,350	127,889	173,314	171,914	172,000	172,000
Total	<b>1,683,912</b>	<b>1,993,301</b>	<b>1,923,474</b>	<b>1,847,849</b>	<b>1,902,000</b>	<b>1,902,000</b>

**OPTIONS CONSIDERED AND REASONS FOR REJECTION:**

Failure to adjust funding would mean the agency will have more funding than required for production of license plates in FY 2025. This is not an optimal use of State resources.

**RECOMMENDED OPTION:**

ADOT requests a decrease of **\$(629,000)** to the State Highway Fund operating lump sum appropriation to offset the cost of decreasing license plate volume.

	Plates	Average Cost	Fulfillment	Total Plate Cost	Total Expenditures
FY 2022 Actual	1,923,451	\$2.19	\$0.95	\$3.14	6,039,600
FY 2023 Actual	1,847,849	\$2.23	\$0.95	\$3.18	5,876,200
FY 2024 Estimated Amount	1,902,000	\$2.68	\$0.95	\$3.63	6,904,300
FY 2025 Estimated Amount	1,902,000	\$2.68	\$0.95	\$3.63	6,904,300

FY 2024 Base Funding	\$7,533,300
<b>FY 2025 License Plate Request</b>	<b>\$(629,000)</b>

**IMPACT OF NOT FUNDING IN THIS YEAR:**

ADOT must issue license plates. However, maintaining more funding than required for production does not optimize State resources.

**PROMOTING EQUITABLE OUTCOMES**

1. How does this funding request impact existing equity gaps for historically underserved, marginalized, or adversely affected groups, positively or negatively?

All cars registered in Arizona require MVD-issued license plates, regardless of the value of the vehicle. Maintaining appropriate funding to produce plates in compliance with State law is part of ADOT's core mission.

2. How has the department included voices/feedback in the decision-making process of people that will be directly impacted by the spending plan implementation and the groups that will be targeted? How has this input affected the request?

This is not applicable as regulations regarding plates are established by the legislature.

**OUTCOMES SUPPORTED:**

This issue incorporates the Governor's goals as outlined in the Blueprints as shown below:

- affordable and thriving economy

This issue also incorporates ADOT's strategic plan goals as follows:

- promoting transportation safety
- maximizing resources

**PERFORMANCE MEASURES TO QUANTIFY SUCCESS OF THE SOLUTION:**

- Customer-wait time in MVD offices.
- Number and percent of license plates issued.

**STATUTORY REFERENCE:**

- A.R.S § 28-2351: License plate provided, design.

**EQUIPMENT TO BE PURCHASED IF APPLICABLE:** N/A.

**PROJECT INVESTMENT JUSTIFICATION (PIJ):** N/A

**CLASSIFICATION OF POSITIONS:** N/A.

**ANNUALIZATIONS:** N/A.

# Arizona Department of Transportation FY 2025 Decision Package

**Title: Printing/Envelope Cost Increase**

**Priority: 14**

**FTE: 0; Request: \$310,700**

Fund Source:

State Highway Fund (DT2030)

\$310,700

---

**SUMMARY:**

The Arizona Department of Transportation's (ADOT) Motor Vehicle Division (MVD) is required by statute to provide different types of legal documents to its customers, often by mail. The long-term contract for forms and envelopes expired, and prices in the new State contract are substantially higher. The FY 2024 budget provided one-time funding while the contract was finalized. This is an ongoing request based on the new contract.

**BACKGROUND:**

MVD utilizes preprinted forms and envelopes in the central print production function to provide customer deliverables such as titles, registrations, disability placards, and legal notification correspondence. As the cost of printing forms and envelopes increases, there is no mechanism to automatically increase the operating budget appropriation to fund the increased cost.

Global supply chain constraints over the past few years have impacted the raw materials market for print and envelope vendors in a number of ways. Beginning in FY 2022 and continuing through FY 2023, vendors experienced significant price increases for raw paper, which is one of the primary cost components in printing and envelope production. Statewide and MVD vendors for printed products and envelopes have increased prices in recent years.

In late fiscal year 2022 the Arizona State Procurement Office (SPO) entered into a temporary statewide envelope contract that significantly increased the cost per envelope for all agencies. ADOT also entered into a new printing contract in fiscal year 2023 that resulted in per unit price increases.

Two vendors that are used to provide materials to print jobs like registrations, renewal invitations, business letters/correspondence, and envelopes have detailed inflation-driven cost increases to raw materials. These increases are a direct result of raw materials, such as paper, and shipping costs.

Envelopes

In Spring 2022, the state contract with the vendor that provided the envelopes used for all MVD jobs that are inserted and mailed was set to expire, and with the replacement long-term contract not yet ready, the State entered into a short-term contract with the vendor so as to keep products available to

agencies and not have a gap between contracts. This short-term contract increased the average cost of the products used by MVD by over 500% beginning in FY 2023. In September 2022, ADOT included this 500% increase pricing as part of its decision package for increased paper and print product costs in FY 2024, as at that time that was the pricing that was in place.

Subsequently, during FY 2023 the State reached an agreement with the vendor for a replacement long-term contract for envelopes, and in that new contract the weighted average price for the products MVD uses rose from \$0.031 to \$0.079, which is approximately 152%, rather than the 500% increase initially implemented in the short-term contract.

The primary envelope product used by MVD is the presort envelope, which is used for sending titles and similar products, and which rose from \$0.02013 cents to \$0.07387 cents (a 267% increase). These envelopes account for about two thirds of the 3,200,000 envelopes MVD purchases annually.

***Envelopes***

FY 2024 MVD Envelopes Base <sup>1</sup>	\$108,000
FY 2025 Estimated Spending	\$272,600
<b>FY 2025 Request</b>	<b>\$164,600</b>
Percent Increase	152%

<sup>1</sup>Base does not include FY 2024 one-time funding of \$548,500.

***Print Products***

A separate vendor provides stock for Certificates of Title as well as pressure seal items, such as registration renewal invitations, registrations, and letters.

The weighted average price of these items rose from \$0.087 to \$0.097, or about 11 percent, on total volume of 13.5 million pieces.

***Print Products***

FY 2024 MVD Print Products Base <sup>1</sup>	\$1,276,400
FY 2025 Estimated Spending	\$1,422,500
<b>FY 2025 Request</b>	<b>\$146,100</b>
Percent Increase	11%

<sup>1</sup>Base does not include FY 2024 one-time funding of \$153,200.

As a result of the initial proposed increases (including the 500% increase for envelopes), the FY 2024 budget included a one-time increase of \$701,700. With the negotiated new contract, envelope pricing is rising by approximately 200% rather than approximately 500%. ADOT now anticipates spending an additional \$327,800 on printing and envelope costs in FY 2025 and beyond.



**OPTIONS CONSIDERED AND REASONS FOR REJECTION:**

Failure to request additional funding would mean the agency will have to reallocate existing funds for MVD services to fund these costs. This alternative would negatively impact MVD’s concerted efforts to achieve two of its key objectives, improve its end-to-end customer experience and improve financial health.

**RECOMMENDED OPTION:**

ADOT requests an ongoing increase of \$310,700 to the State Highway Fund operating lump sum appropriation to cover the increased cost of preprinted forms and envelopes.

Printing/Envelope Cost Increase – FY 2025 Increase	
Envelopes	\$164,600
Print Products	\$146,100
<b>Total</b>	<b>\$310,700</b>

This issue excludes the \$701,700 appropriated in FY 2024 as a one-time appropriation. This funding is backed out of the FY 2025 budget in the Decision Package titled “Technical Adjustments.”

**IMPACT OF NOT FUNDING IN THIS YEAR:**

ADOT must issue titles, registrations and disability placards. If the issue is not funded, ADOT will be forced to reallocate existing base funding for MVD services to fund these costs. No funding exists to pay for these costs within existing fund sources.

**PROMOTING EQUITABLE OUTCOMES**

1. How does this funding request impact existing equity gaps for historically underserved, marginalized, or adversely affected groups, positively or negatively?

MVD provides services to all Arizona residents, regardless of any variable that may affect their access to other opportunities or services. Some paper products, such as disability placards, provide services that have a positive impact on adversely affected groups.

2. How has the department included voices/feedback in the decision-making process of people that will be directly impacted by the spending plan implementation and the groups that will be targeted? How has this input affected the request?

This is not applicable as documents issued by MVD and their requirements are established by the legislature.

**OUTCOMES SUPPORTED:**

This issue incorporates the Governor’s goals as outlined in the Blueprints as shown below:

- affordable and thriving economy

This issue also incorporates ADOT’s strategic plan goals as follows:

- promoting transportation safety
- maximizing resources

**PERFORMANCE MEASURES TO QUANTIFY SUCCESS OF THE SOLUTION:**

- Days taken for customers to receive titles, registrations, letters and disability placards in the mail.

**STATUTORY REFERENCE:**

- A.R.S § 28-2151: Registration by Mail; Postage Fund

**EQUIPMENT TO BE PURCHASED IF APPLICABLE:** N/A.

**CLASSIFICATION OF POSITIONS:** N/A.

**PROJECT INVESTMENT JUSTIFICATION (PIJ):** N/A

**ANNUALIZATIONS:** N/A.

# Arizona Department of Transportation

## FY 2025 Decision Package

**Title: Phoenix-Tucson Rail Corridor**

**Priority: 15**

**FTE: 0; Request: TBD**

Fund Source:

General Fund (1000)

TBD

---

**SUMMARY:**

The Arizona Department of Transportation (ADOT) may be in need of additional funds, in an amount to be determined, for the administration costs associated with a possible grant awarded from the Federal Railroad Administration (FRA) Corridor Identification and Development (CID) program. The estimated timeframe on receiving notice of funding is Fall 2023. The proposed Phoenix-Tucson Corridor will accommodate regional passenger rail service between the two major metropolitan areas in the State of Arizona. This intercity service will reestablish a connection that was terminated in June of 1996, leaving the Phoenix region with no passenger rail service. Phoenix is the largest city in the country with no intercity passenger rail service. The new service would provide up to three daily round trips, and the 120-mile corridor would use the existing Union Pacific (UP) freight railroad tracks, with station stops between Tucson and Buckeye, Arizona. The rapidly growing demand between the two regions needs the sustainable, dependable, and efficient alternative that the rail service would provide to complement the one major highway linking them.

**BACKGROUND:**

The Phoenix-Tucson Corridor extends 120 miles between Tucson and Buckeye, AZ with intermediate station stops at Marana, Coolidge, Queen Creek, Tempe, Phoenix Sky Harbor International Airport, Phoenix, and Avondale, Arizona. These communities are a mix of urban, suburban, rural, and tribal nation adjacent locations, with connections to three airports; Phoenix Sky Harbor; Phoenix/Mesa Gateway and Tucson International.

In 2016, ADOT completed an Alternatives Analysis, Tier 1 Environmental Impact Study (EIS) and received an FRA Record of Decision (ROD), with a preliminary Service Development Plan (SDP) for the Corridor Preferred Alternative (Exhibit 1). The Arizona Governor's office, ADOT, and supporting agencies along the Corridor have indicated support for the proposed passenger rail service and view this project as closing a significant gap in its system. The communities between Phoenix, Buckeye and Tucson are among the fastest growing in the nation, with Phoenix the nation's fifth largest city and the largest city in America with no intercity passenger rail service.

The need for improved intercity services and regional connectivity between Arizona’s two largest cities was the driving purpose behind the 2010-2016 initial study and EIS. Increasing travel demand from population growth and changing demographics along the Corridor, as well as the need for alternative modes of travel, were reflected within the study. With only 17 percent of Arizona’s land in private ownership, most of the State’s developable land is located between the Tucson and Phoenix metropolitan areas and is projected to develop as a continuous urban corridor between these two cities. The I-10 Phoenix-Tucson corridor carries high vehicle volumes and is the only major route connecting the two large population areas. A statewide demand model indicates the trip from Phoenix to Tucson will increase by 40 percent by 2050, even if I-10 is widened to eight lanes. A renewed, reliable Phoenix to Tucson rail connection could provide a sensible option for travelers and to create and deliver a robust customer base for a future network of any intercity services.

**OPTIONS CONSIDERED AND REASONS FOR REJECTION:**

The do-nothing option would result in a lost opportunity for economic development and land use changes. Transit-oriented development could be designed to support new employment and housing options with associated tax revenue benefits for the communities with passenger rail stations. Improved accessibility within the region would also result in economic benefits through employment opportunities and increased economic activity by providing an accessible alternative mode of transportation for minority and low-income populations.

Arizona would also lose the opportunity for anticipated environmental, congestion mitigation, and other public benefits. New intercity service along the Phoenix-Tucson corridor would shift travelers from auto to rail and reduce miles traveled and greenhouse gas emissions.

**RECOMMENDED OPTION:**

The FY 2024 enacted budget includes \$250,000 in one-time funding for operating costs related to pursuing the restoration of interstate passenger rail service to Phoenix. ADOT has completed a Passenger Rail Study, Tier 1 EIS, and ROD for the corridor and submitted a grant application to the Federal Railroad Administration (FRA) Corridor Identification and Development (CID) program. For FY 2024, the enacted budget includes \$3,500,000 in one-time funding to help secure the grant and act as a catalyst for securing local support and federal monies.

If the State of Arizona is awarded the CID grant to restore passenger rail service to the Phoenix-Tucson Corridor, ADOT may require additional funding to administer the program. The State Highway Fund is statutorily prohibited from supporting non-highway projects. Additional funding may be needed to support the implementation and administration of the passenger rail project.

**IMPACT OF NOT FUNDING IN THIS YEAR:**

Arizona may lose the ability to begin this project and forfeit its opportunity for the use of federally-funded dollars. This would potentially result in the loss of tax revenues, land development, and positive environmental impacts.

**PROMOTING EQUITABLE OUTCOMES**

1. How does this funding request impact existing equity gaps for historically underserved, marginalized, or adversely affected groups, positively or negatively?

Introducing passenger rail service will provide intercity transportation alternatives to urban and rural Arizona communities. This will benefit residents and tourists alike. It will provide additional options for distressed and underserved residential populations, as well as elderly and disabled members of communities along the route. The primary benefit to rural communities in the Corridor is the access to an additional major transportation mode. Communities such as Eloy, Coolidge, Gila River Indian Community and Florence have grown around agriculture and have been limited to automobile transportation options. These rural communities would benefit through job creation, improved accessibility, and increased economic activity.

2. How has the department included voices/feedback in the decision-making process of people that will be directly impacted by the spending plan implementation and the groups that will be targeted? How has this input affected the request?

ADOT worked closely with the municipalities and communities along the proposed route during the tier 1 EIS study, which included buy-in and feedback from those populations.

**OUTCOMES SUPPORTED:**

This issue incorporates the Governor’s goals as outlined in the Blueprints as shown below:

- affordable and thriving economy
- infrastructure

This issue also incorporates ADOT’s strategic plan goals as follows:

- Promoting transportation safety and
- Maximizing resources

**PERFORMANCE MEASURES TO QUANTIFY SUCCESS OF THE SOLUTION:**

The restoration of the interstate passenger rail service between Phoenix and Tucson.

**STATUTORY REFERENCE (N/A if not applicable to issue):**

A.R.S. §28-143

**EQUIPMENT TO BE PURCHASED IF APPLICABLE:** N/A

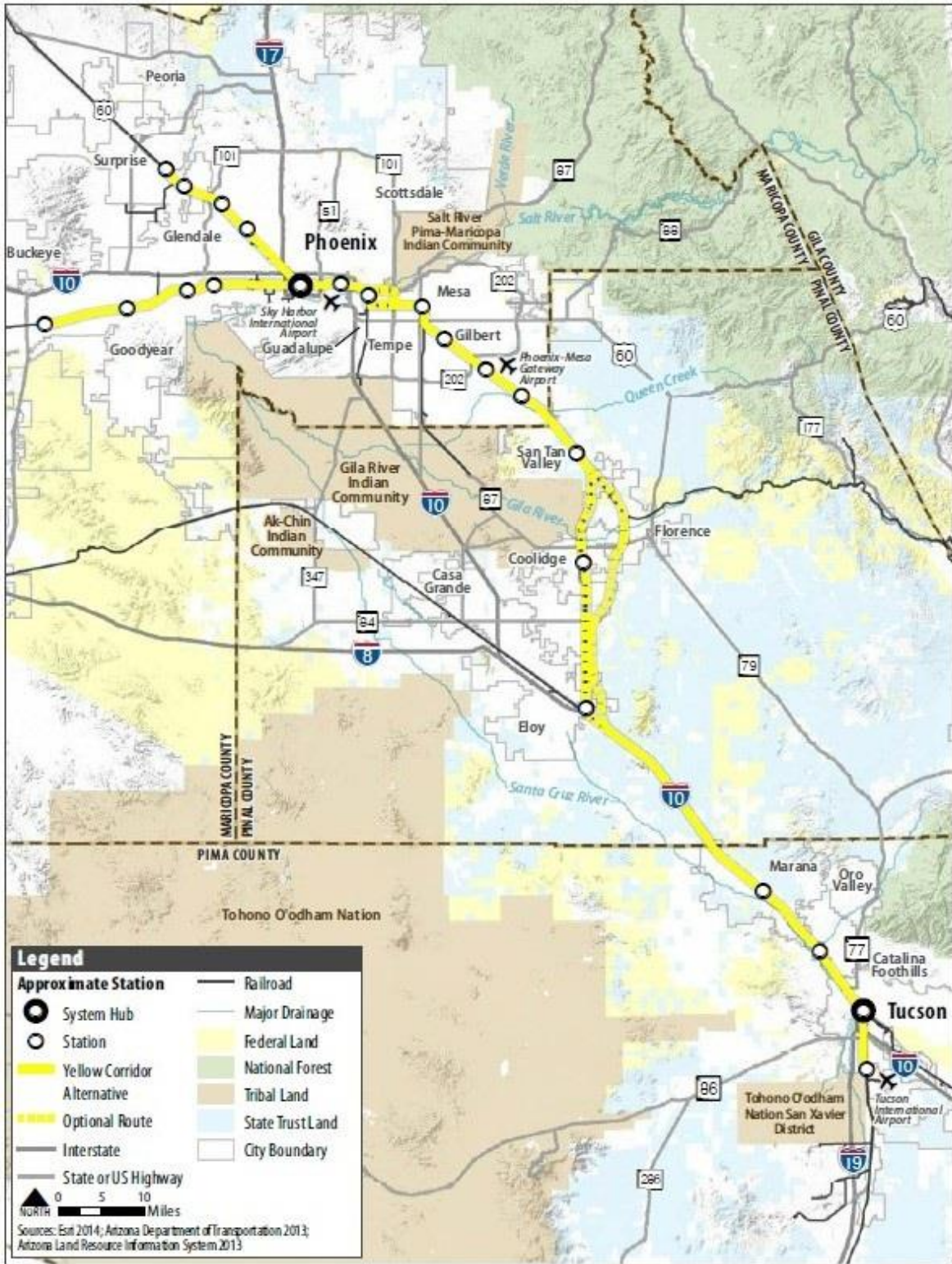
**CLASSIFICATION OF POSITIONS:** N/A

**PROJECT INVESTMENT JUSTIFICATION (PIJ):** N/A

**ANNUALIZATIONS:** N/A

# Exhibit 1

## Yellow Corridor Alternative with Route Options



# Arizona Department of Transportation

## FY 2025 Decision Package

**Title: Technical Adjustments**

**Priority: 16**

**FTE: 0; Request: (\$11,699,100)**

Fund Source:

State Highway Fund (DT2030)	(\$4,107,300)
Air Quality Fund (DT2226)	(\$250,000)
State Fleet Operations Fund (DT4071)	(\$6,791,800)
General Fund (1000)	(\$550,000)

---

**SUMMARY:**

Every year, the Arizona Department of Transportation (ADOT) will have several funds with a net change in expenditures. Expenditures vary for a variety of reasons, including the elimination of one-time funding sources, year-to-year variations in grants or other funding sources, and the completion of projects. This issue adjusts ADOT's base to correspond to these changes.

**BACKGROUND:**

In FY 2025, the Arizona Department of Transportation (ADOT) has seven projects and programs from FY 2024 that require the elimination of one-time funding.

Changes in disbursements and expenditures are projected for the following projects and programs:

- Computer Aided Dispatch System Replacement
- One-Time MVD Paper Materials Cost Increase
- One-Time MVD Security System
- One-Time Passenger Rail Service Operating Funding
- One-Time Fleet Fuel Inflation Funding
- One-Time State Fleet Maintenance Adjustment
- Spaying and Neutering of Animals Fund Deposit

Further information on these projects and programs can be found in the *FY 2024 Appropriations Report*.

**OPTIONS CONSIDERED AND REASONS FOR REJECTION:**

No other option has been considered. This is a technical issue that does not require additional funding or legislative approval.

**RECOMMENDED OPTION:**

ADOT is reporting an expenditure decrease of (\$11,699,100) due to year-to-year changes in expenditures from FY 2024 to FY 2025. The following funds are impacted due to one-time funding appropriated in FY 2024:

Issue	Amount
Computer Aided Dispatch System Replacement	(\$336,800)
One-Time MVD Paper Materials Cost Increase	(\$701,700)
One-Time MVD Security System	(\$730,900)
One-Time Passenger Rail Service Operating Funding	(\$250,000)
One-Time Fleet Fuel Inflation Funding	(\$2,337,900)
One-Time State Fleet Maintenance Adjustment	(\$6,791,800)
Spaying and Neutering of Animals Fund Deposit	(\$550,000)
<b>Total</b>	<b>(\$11,699,100)</b>

Fund	Amount
State Highway Fund (DT2030)	(4,107,300)
Air Quality Fund (DT2226)	(250,000)
State Fleet Operations Fund DT4071)	(6,791,800)
General Fund (1000)	(550,000)
<b>Total</b>	<b>(\$11,699,100)</b>

Computer Aided Dispatch System Replacement (DT2030) – (\$336,800)

ADOT was appropriated a total of \$442,700 in FY 2024 to replace its computer aided dispatch system, which is used for the inspection of commercial vehicles, traffic operations, hazmat, and incident responses. Of the \$442,700 total, \$336,800 is one-time funding to purchase and implement the replacement system and \$105,900 is for ongoing system maintenance.

One-Time MVD Paper Materials Cost Increase (DT2030) – (\$701,700)

ADOT was appropriated \$701,700 in FY 2024 to cover the increased cost of preprinted forms and envelopes to provide titles, registrations, disability placards, legal notification correspondence and other customer deliverables.

One-Time MVD Security System (DT2030) – (\$730,900)

ADOT was appropriated \$730,900 in FY 2024 to upgrade the security systems at 10 MVD offices throughout the state. This is phase 2 of a 5-phase project.

One-Time Passenger Rail Service Operating Funding – (\$250,000)

ADOT was appropriated \$250,000 in FY 2024 for operating costs associated with a study for a passenger rail service from Phoenix to Tucson.

One-Time Fleet Fuel Inflation Funding (DT2030) – (\$2,337,900)

ADOT was appropriated \$2,337,900 in FY 2024 for inflationary cost increases in fuel.



One-Time State Fleet Maintenance Adjustment (DT4071) – (\$6,791,800)

ADOT was appropriated \$6,791,800 in FY 2024 for state fleet maintenance costs.

Spaying and Neutering of Animals Fund Deposit (1000) – (\$550,000)

ADOT was appropriated \$550,000 in FY 2024 for a one-time deposit into the Spaying and Neutering of Animals Fund, a charitable fund established under the Arizona Pet Friendly special license plate.

**IMPACT OF NOT FUNDING IN THIS YEAR:**

This is a technical issue that does not require additional funding or legislative approval.

**PROMOTING EQUITABLE OUTCOMES**

1. How does this funding request impact existing equity gaps for historically underserved, marginalized, or adversely affected groups, positively or negatively?

Not applicable. This is a technical issue to remove one-time funding from ADOT's base.

2. How has the department included voices/feedback in the decision-making process of people that will be directly impacted by the spending plan implementation and the groups that will be targeted? How has this input affected the request?

Not applicable. This is a technical issue to remove one-time funding from ADOT's base.

**OUTCOMES SUPPORTED:**

This issue incorporates the Governor's goals as outlined in the Blueprints as shown below:

- not applicable – this is a technical issue

This issue also incorporates ADOT's strategic plan goals as follows:

- promoting transportation safety
- maximizing resources

**PERFORMANCE MEASURES TO QUANTIFY SUCCESS OF THE SOLUTION:**

This is a technical issue that does not impact performance measures.

**STATUTORY REFERENCE:**

A.R.S. § 35-142: Monies kept in funds separate from state general fund, receipt and withdrawal.

A.R.S. § 28-409: Agreements with public and private entities, fund.

**EQUIPMENT TO BE PURCHASED IF APPLICABLE:** N/A

**CLASSIFICATION OF POSITIONS:** N/A

**PROJECT INVESTMENT JUSTIFICATION (PIJ):** N/A

**ANNUALIZATIONS:** N/A

## Summary of Expenditure and Budget Request for All Funds

**Agency:** Department of Transportation

<b>Appropriated Funds</b>	<b>FY 2023 Actuals</b>	<b>FY 2024 Expenditure Plan</b>	<b>FY 2025 Funding Issue</b>	<b>FY 2025 Total Request</b>
<b>Program:</b>				
DTA-1-0 Administration	81,295.0	101,523.2	466.0	101,989.2
DTA-2-0 Intermodal Transportation	293,028.1	308,038.3	37,850.2	345,888.5
DTA-3-0 Motor Vehicle	112,433.6	111,235.7	(1,356.8)	109,878.9
DTA-4-0 State Motor Vehicle Fleet	32,112.5	55,454.4	5,736.6	61,191.0
<b>Appropriated Funds Total:</b>	<b>518,869.2</b>	<b>576,251.6</b>	<b>42,696.0</b>	<b>618,947.6</b>
<b>Expenditure Categories</b>				
FTE	3,824.0	3,104.8	25.0	3,129.8
Personal Services	185,926.6	196,979.2	1,302.7	198,281.9
Employee Related Expenditures	84,676.3	90,657.1	694.9	91,352.0
<b>Subtotal Personal Services and ERE</b>	<b>270,602.8</b>	<b>287,636.3</b>	<b>1,997.6</b>	<b>289,633.9</b>
Professional & Outside Services	16,616.0	17,939.4	485.0	18,424.4
Travel In-State	1,121.6	796.1	-	796.1
Travel Out-Of-State	202.0	159.1	-	159.1
Food	6.5	2.0	-	2.0
Aid To Organizations & Individuals	14.7	-	(550.0)	(550.0)
Other Operating Expenditures	244,900.7	215,673.6	37,629.4	253,303.0
Capital Outlay	213.4	71.0	-	71.0
Capital Equipment	28,127.7	51,602.6	2,798.1	54,400.7
Non-Capital Equipment	3,273.6	1,746.5	335.9	2,082.4
Debt Service	-	-	-	-
Cost Allocation & Indirect Costs	(47,315.4)	-	-	-
Transfers-Out	1,105.7	625.0	-	625.0
<b>Expenditure Categories Total:</b>	<b>518,869.2</b>	<b>576,251.6</b>	<b>42,696.0</b>	<b>618,947.6</b>

## Summary of Expenditure and Budget Request for All Funds

**Agency:** Department of Transportation

<b>Non-Appropriated</b>		<b>FY 2023 Actuals</b>	<b>FY 2024 Expenditure Plan</b>	<b>FY 2025 Funding Issue</b>	<b>FY 2025 Total Request</b>
<b>Program:</b>					
DTA-1-0	Administration	1,487,211.9	8,985.4	-	8,985.4
DTA-2-0	Intermodal Transportation	1,136,667.0	1,050.0	-	1,050.0
DTA-3-0	Motor Vehicle	14,945.7	12,497.5	-	12,497.5
<b>Non-Appropriated Total:</b>		<b>2,638,824.7</b>	<b>22,532.9</b>	<b>-</b>	<b>22,532.9</b>
<b>Expenditure Categories</b>					
	FTE	36.0	26.0	-	26.0
	Personal Services	39,084.3	2,224.4	-	2,224.4
	Employee Related Expenditures	12,634.8	846.9	-	846.9
	<b>Subtotal Personal Services and ERE</b>	<b>51,719.0</b>	<b>3,071.3</b>	<b>-</b>	<b>3,071.3</b>
	Professional & Outside Services	125,879.1	983.9	-	983.9
	Travel In-State	364.0	4.0	-	4.0
	Travel Out-Of-State	91.6	12.5	-	12.5
	Food	-	-	-	-
	Aid To Organizations & Individuals	967,488.7	7,897.5	-	7,897.5
	Other Operating Expenditures	44,482.3	10,549.2	-	10,549.2
	Capital Outlay	899,414.4	-	-	-
	Capital Equipment	890.2	-	-	-
	Non-Capital Equipment	1,286.7	14.5	-	14.5
	Debt Service	310,732.5	-	-	-
	Cost Allocation & Indirect Costs	34,092.1	-	-	-
	Transfers-Out	202,384.0	-	-	-
<b>Expenditure Categories Total:</b>		<b>2,638,824.7</b>	<b>22,532.9</b>	<b>-</b>	<b>22,532.9</b>
<b>Department of Transportation Total for All Funds:</b>		<b>3,157,693.9</b>	<b>598,784.5</b>	<b>42,696.0</b>	<b>641,480.5</b>

<b>Appropriated and Non-Appropriated</b>		<b>FY 2023 Actuals</b>	<b>FY 2024 Expenditure Plan</b>	<b>FY 2024 Funding Issue</b>	<b>FY 2025 Total Request</b>
DTA-1-0	Administration	1,568,506.9	110,508.6	466.0	110,974.6
DTA-2-0	Intermodal Transportation	1,429,695.2	309,088.3	37,850.2	346,938.5
DTA-3-0	Motor Vehicle	127,379.3	123,733.2	(1,356.8)	122,376.4
DTA-4-0	State Motor Vehicle Fleet	32,112.5	55,454.4	5,736.6	61,191.0
<b>Department of Transportation Total for All Funds:</b>		<b>3,157,693.9</b>	<b>598,784.5</b>	<b>42,696.0</b>	<b>641,480.5</b>

**Summary of Expenditure and Budget Request for All Funds**

**Agency:** Department of Transportation

## Summary of Expenditure and Budget Request for Selected Funds

<b>Agency:</b>	<b>Department of Transportation</b>
----------------	-------------------------------------

<b>Fund:</b>	<b>AA1000 General Fund (Appropriated)</b>
--------------	---

	FY 2023 Actuals	FY 2024 Expenditure Plan	FY 2025 Funding Issue	FY 2025 Total Request
<b>Program:</b>				
DTA-1-0 Administration	-	550.0	(550.0)	-
DTA-2-0 Intermodal Transportation	-	-	-	-
<b>General Fund (Appropriated) Summary Total:</b>	-	550.0	(550.0)	-
<b>Expenditure Categories</b>				
FTE	-	-	-	-
Personal Services	-	-	-	-
Employee Related Expenditures	-	-	-	-
<b>Subtotal Personal Services and ERE</b>	-	-	-	-
Professional & Outside Services	-	-	-	-
Travel In-State	-	-	-	-
Travel Out-Of-State	-	-	-	-
Food	-	-	-	-
Aid To Organizations & Individuals	-	-	(550.0)	(550.0)
Other Operating Expenditures	-	-	-	-
Capital Outlay	-	-	-	-
Capital Equipment	-	-	-	-
Non-Capital Equipment	-	-	-	-
Debt Service	-	-	-	-
Cost Allocation & Indirect Costs	-	-	-	-
Transfers-Out	-	550.0	-	550.0
<b>Expenditure Categories Total:</b>	-	550.0	(550.0)	-

## Summary of Expenditure and Budget Request for Selected Funds

<b>Agency:</b>	<b>Department of Transportation</b>
----------------	-------------------------------------

<b>Fund:</b>	<b>AA1000 General Fund (Non-Appropriated)</b>
--------------	---

	FY 2023 Actuals	FY 2024 Expenditure Plan	FY 2025 Funding Issue	FY 2025 Total Request
<b>Program:</b>				
DTA-1-0 Administration	-	-	-	-
DTA-2-0 Intermodal Transportation	-	-	-	-
<b>General Fund (Non-Appropriated) Summary Total:</b>	-	-	-	-
<b>Expenditure Categories</b>				
FTE	-	-	-	-
Personal Services	-	-	-	-
Employee Related Expenditures	-	-	-	-
<b>Subtotal Personal Services and ERE</b>	-	-	-	-
Professional & Outside Services	-	-	-	-
Travel In-State	-	-	-	-
Travel Out-Of-State	-	-	-	-
Food	-	-	-	-
Aid To Organizations & Individuals	-	-	-	-
Other Operating Expenditures	-	-	-	-
Capital Outlay	-	-	-	-
Capital Equipment	-	-	-	-
Non-Capital Equipment	-	-	-	-
Debt Service	-	-	-	-
Cost Allocation & Indirect Costs	-	-	-	-
Transfers-Out	-	-	-	-
<b>Expenditure Categories Total:</b>	-	-	-	-

## Summary of Expenditure and Budget Request for Selected Funds

<b>Agency:</b>	<b>Department of Transportation</b>
----------------	-------------------------------------

<b>Fund:</b>	<b>DT2005 State Aviation Fund (Appropriated)</b>
--------------	--

	FY 2023 Actuals	FY 2024 Expenditure Plan	FY 2025 Funding Issue	FY 2025 Total Request
<b>Program:</b>				
DTA-1-0 Administration	1,666.0	1,656.8	18.1	1,674.9
DTA-2-0 Intermodal Transportation	326.0	604.8	-	604.8
<b>State Aviation Fund (Appropriated) Summary Total:</b>	<b>1,992.0</b>	<b>2,261.6</b>	<b>18.1</b>	<b>2,279.7</b>
<b>Expenditure Categories</b>				
FTE	15.0	20.0	-	20.0
Personal Services	252.1	438.2	-	438.2
Employee Related Expenditures	94.6	188.4	-	188.4
<b>Subtotal Personal Services and ERE</b>	<b>346.6</b>	<b>626.6</b>	-	<b>626.6</b>
Professional & Outside Services	227.6	80.0	-	80.0
Travel In-State	3.6	3.0	-	3.0
Travel Out-Of-State	3.7	3.5	-	3.5
Food	-	-	-	-
Aid To Organizations & Individuals	-	-	-	-
Other Operating Expenditures	1,329.6	1,538.5	18.1	1,556.6
Capital Outlay	70.5	-	-	-
Capital Equipment	5.3	5.0	-	5.0
Non-Capital Equipment	5.0	5.0	-	5.0
Debt Service	-	-	-	-
Cost Allocation & Indirect Costs	-	-	-	-
Transfers-Out	-	-	-	-
<b>Expenditure Categories Total:</b>	<b>1,992.0</b>	<b>2,261.6</b>	<b>18.1</b>	<b>2,279.7</b>

## Summary of Expenditure and Budget Request for Selected Funds

<b>Agency:</b>	<b>Department of Transportation</b>
----------------	-------------------------------------

<b>Fund:</b>	<b>DT2005 State Aviation Fund (Non-Appropriated)</b>
--------------	--

	FY 2023 Actuals	FY 2024 Expenditure Plan	FY 2025 Funding Issue	FY 2025 Total Request
<b>Program:</b>				
DTA-1-0 Administration	1,109.4	-	-	-
DTA-2-0 Intermodal Transportation	384.2	-	-	-
<b>State Aviation Fund (Non-Appropriated) Summary Total:</b>	<b>1,493.6</b>	-	-	-
<b>Expenditure Categories</b>				
FTE	-	-	-	-
Personal Services	579.7	-	-	-
Employee Related Expenditures	264.5	-	-	-
<b>Subtotal Personal Services and ERE</b>	<b>844.2</b>	-	-	-
Professional & Outside Services	425.6	-	-	-
Travel In-State	-	-	-	-
Travel Out-Of-State	-	-	-	-
Food	-	-	-	-
Aid To Organizations & Individuals	-	-	-	-
Other Operating Expenditures	222.5	-	-	-
Capital Outlay	-	-	-	-
Capital Equipment	-	-	-	-
Non-Capital Equipment	1.4	-	-	-
Debt Service	-	-	-	-
Cost Allocation & Indirect Costs	-	-	-	-
Transfers-Out	-	-	-	-
<b>Expenditure Categories Total:</b>	<b>1,493.6</b>	-	-	-



## Summary of Expenditure and Budget Request for Selected Funds

**Agency:** Department of Transportation

**Fund:** DT2029 Regional Area Road Fund - Maricopa County (Non-Appropriated)

	FY 2023 Actuals	FY 2024 Expenditure Plan	FY 2025 Funding Issue	FY 2025 Total Request
<b>Program:</b>				
DTA-1-0 Administration	213,207.4	-	-	-
DTA-2-0 Intermodal Transportation	514,878.8	-	-	-
<b>Regional Area Road Fund - Maricopa County (Non-Appropriated) Summary Total:</b>	<b>728,086.2</b>	<b>-</b>	<b>-</b>	<b>-</b>
<b>Expenditure Categories</b>				
FTE	-	-	-	-
Personal Services	7,697.4	-	-	-
Employee Related Expenditures	2,428.3	-	-	-
<b>Subtotal Personal Services and ERE</b>	<b>10,125.7</b>	<b>-</b>	<b>-</b>	<b>-</b>
Professional & Outside Services	45,176.6	-	-	-
Travel In-State	0.4	-	-	-
Travel Out-Of-State	-	-	-	-
Food	-	-	-	-
Aid To Organizations & Individuals	41,929.7	-	-	-
Other Operating Expenditures	17,037.9	-	-	-
Capital Outlay	444,643.4	-	-	-
Capital Equipment	-	-	-	-
Non-Capital Equipment	474.2	-	-	-
Debt Service	-	-	-	-
Cost Allocation & Indirect Costs	27,200.5	-	-	-
Transfers-Out	141,497.7	-	-	-
<b>Expenditure Categories Total:</b>	<b>728,086.2</b>	<b>-</b>	<b>-</b>	<b>-</b>

## Summary of Expenditure and Budget Request for Selected Funds

**Agency:** Department of Transportation

**Fund:** DT2030 State Highway Fund (Appropriated)

	FY 2023 Actuals	FY 2024 Expenditure Plan	FY 2025 Funding Issue	FY 2025 Total Request
<b>Program:</b>				
DTA-1-0 Administration	78,659.3	99,265.4	997.9	100,263.3
DTA-2-0 Intermodal Transportation	263,495.7	273,096.6	34,092.3	307,188.9
DTA-3-0 Motor Vehicle	106,812.6	106,797.9	(1,356.8)	105,441.1
<b>State Highway Fund (Appropriated) Summary Total:</b>	<b>448,967.6</b>	<b>479,159.9</b>	<b>33,733.4</b>	<b>512,893.3</b>
<b>Expenditure Categories</b>				
FTE	3,560.0	2,853.8	-	2,853.8
Personal Services	172,527.1	183,079.6	-	183,079.6
Employee Related Expenditures	78,425.6	84,089.5	-	84,089.5
<b>Subtotal Personal Services and ERE</b>	<b>250,952.8</b>	<b>267,169.1</b>	<b>-</b>	<b>267,169.1</b>
Professional & Outside Services	15,822.1	17,859.4	735.0	18,594.4
Travel In-State	1,052.7	787.6	-	787.6
Travel Out-Of-State	195.0	154.6	-	154.6
Food	6.5	2.0	-	2.0
Aid To Organizations & Individuals	14.7	-	-	-
Other Operating Expenditures	206,528.1	164,777.5	32,662.5	197,440.0
Capital Outlay	141.8	71.0	-	71.0
Capital Equipment	18,717.1	26,597.6	-	26,597.6
Non-Capital Equipment	3,166.7	1,741.1	335.9	2,077.0
Debt Service	-	-	-	-
Cost Allocation & Indirect Costs	(48,385.5)	-	-	-
Transfers-Out	755.7	-	-	-
<b>Expenditure Categories Total:</b>	<b>448,967.6</b>	<b>479,159.9</b>	<b>33,733.4</b>	<b>512,893.3</b>

## Summary of Expenditure and Budget Request for Selected Funds

<b>Agency:</b>	<b>Department of Transportation</b>
----------------	-------------------------------------

<b>Fund:</b>	<b>DT2030 State Highway Fund (Non-Appropriated)</b>
--------------	---

	FY 2023 Actuals	FY 2024 Expenditure Plan	FY 2025 Funding Issue	FY 2025 Total Request
<b>Program:</b>				
DTA-1-0 Administration	56,237.6	2,808.9	-	2,808.9
DTA-2-0 Intermodal Transportation	471,678.6	50.0	-	50.0
DTA-3-0 Motor Vehicle	6,292.2	4,600.0	-	4,600.0
<b>State Highway Fund (Non-Appropriated) Summary Total:</b>	<b>534,208.4</b>	<b>7,458.9</b>	-	<b>7,458.9</b>
<b>Expenditure Categories</b>				
FTE	4.0	4.0	-	4.0
Personal Services	25,900.7	566.7	-	566.7
Employee Related Expenditures	8,246.2	220.7	-	220.7
<b>Subtotal Personal Services and ERE</b>	<b>34,146.9</b>	<b>787.4</b>	-	<b>787.4</b>
Professional & Outside Services	61,898.1	45.9	-	45.9
Travel In-State	358.0	2.0	-	2.0
Travel Out-Of-State	81.5	-	-	-
Food	-	-	-	-
Aid To Organizations & Individuals	8,831.2	-	-	-
Other Operating Expenditures	21,817.7	6,623.6	-	6,623.6
Capital Outlay	371,183.5	-	-	-
Capital Equipment	121.2	-	-	-
Non-Capital Equipment	392.4	-	-	-
Debt Service	-	-	-	-
Cost Allocation & Indirect Costs	4,512.0	-	-	-
Transfers-Out	30,866.0	-	-	-
<b>Expenditure Categories Total:</b>	<b>534,208.4</b>	<b>7,458.9</b>	-	<b>7,458.9</b>

## Summary of Expenditure and Budget Request for Selected Funds

<b>Agency:</b>	<b>Department of Transportation</b>
----------------	-------------------------------------

<b>Fund:</b>	<b>DT2031 Arizona Highways Magazine Fund (Non-Appropriated)</b>
--------------	---

	FY 2023 Actuals	FY 2024 Expenditure Plan	FY 2025 Funding Issue	FY 2025 Total Request
<b>Program:</b>				
DTA-1-0 Administration	5,294.3	5,830.3	-	5,830.3
<b>Arizona Highways Magazine Fund (Non-Appropriated) Summary Total:</b>	<b>5,294.3</b>	<b>5,830.3</b>	<b>-</b>	<b>5,830.3</b>
<b>Expenditure Categories</b>				
FTE	17.0	17.0	-	17.0
Personal Services	1,293.9	1,429.8	-	1,429.8
Employee Related Expenditures	499.3	520.9	-	520.9
<b>Subtotal Personal Services and ERE</b>	<b>1,793.2</b>	<b>1,950.7</b>	<b>-</b>	<b>1,950.7</b>
Professional & Outside Services	351.8	938.0	-	938.0
Travel In-State	0.5	2.0	-	2.0
Travel Out-Of-State	4.4	12.5	-	12.5
Food	-	-	-	-
Aid To Organizations & Individuals	-	-	-	-
Other Operating Expenditures	3,137.7	2,912.6	-	2,912.6
Capital Outlay	-	-	-	-
Capital Equipment	-	-	-	-
Non-Capital Equipment	6.7	14.5	-	14.5
Debt Service	-	-	-	-
Cost Allocation & Indirect Costs	-	-	-	-
Transfers-Out	-	-	-	-
<b>Expenditure Categories Total:</b>	<b>5,294.3</b>	<b>5,830.3</b>	<b>-</b>	<b>5,830.3</b>

## Summary of Expenditure and Budget Request for Selected Funds

<b>Agency:</b>	<b>Department of Transportation</b>
----------------	-------------------------------------

<b>Fund:</b>	<b>DT2044 Highway Damage Recovery Account Fund (Appropriated)</b>
--------------	---

	FY 2023 Actuals	FY 2024 Expenditure Plan	FY 2025 Funding Issue	FY 2025 Total Request
<b>Program:</b>				
DTA-2-0 Intermodal Transportation	7,988.6	8,000.8	-	8,000.8
<b>Highway Damage Recovery Account Fund (Appropriated) Summary Total:</b>	<b>7,988.6</b>	<b>8,000.8</b>	<b>-</b>	<b>8,000.8</b>
<b>Expenditure Categories</b>				
FTE	-	-	-	-
Personal Services	-	-	-	-
Employee Related Expenditures	-	-	-	-
<b>Subtotal Personal Services and ERE</b>	<b>-</b>	<b>-</b>	<b>-</b>	<b>-</b>
Professional & Outside Services	-	-	-	-
Travel In-State	-	-	-	-
Travel Out-Of-State	-	-	-	-
Food	-	-	-	-
Aid To Organizations & Individuals	-	-	-	-
Other Operating Expenditures	7,987.8	8,000.8	-	8,000.8
Capital Outlay	0.8	-	-	-
Capital Equipment	-	-	-	-
Non-Capital Equipment	-	-	-	-
Debt Service	-	-	-	-
Cost Allocation & Indirect Costs	-	-	-	-
Transfers-Out	-	-	-	-
<b>Expenditure Categories Total:</b>	<b>7,988.6</b>	<b>8,000.8</b>	<b>-</b>	<b>8,000.8</b>

## Summary of Expenditure and Budget Request for Selected Funds

<b>Agency:</b>	<b>Department of Transportation</b>
----------------	-------------------------------------

<b>Fund:</b>	<b>DT2071 ADOT Fleet Operations Fund (Appropriated)</b>
--------------	---

	FY 2023 Actuals	FY 2024 Expenditure Plan	FY 2025 Funding Issue	FY 2025 Total Request
<b>Program:</b>				
DTA-2-0 Intermodal Transportation	20,964.3	25,209.0	4,007.9	29,216.9
<b>ADOT Fleet Operations Fund (Appropriated) Summary Total:</b>	<b>20,964.3</b>	<b>25,209.0</b>	<b>4,007.9</b>	<b>29,216.9</b>
<b>Expenditure Categories</b>				
FTE	183.0	183.0	25.0	208.0
Personal Services	10,568.8	10,388.6	1,302.7	11,691.3
Employee Related Expenditures	4,909.6	4,827.5	694.9	5,522.4
<b>Subtotal Personal Services and ERE</b>	<b>15,478.3</b>	<b>15,216.1</b>	<b>1,997.6</b>	<b>17,213.7</b>
Professional & Outside Services	268.5	-	-	-
Travel In-State	64.4	-	-	-
Travel Out-Of-State	-	-	-	-
Food	-	-	-	-
Aid To Organizations & Individuals	-	-	-	-
Other Operating Expenditures	5,067.9	9,992.9	2,010.3	12,003.2
Capital Outlay	0.2	-	-	-
Capital Equipment	(9.4)	-	-	-
Non-Capital Equipment	94.3	-	-	-
Debt Service	-	-	-	-
Cost Allocation & Indirect Costs	-	-	-	-
Transfers-Out	-	-	-	-
<b>Expenditure Categories Total:</b>	<b>20,964.3</b>	<b>25,209.0</b>	<b>4,007.9</b>	<b>29,216.9</b>

## Summary of Expenditure and Budget Request for Selected Funds

<b>Agency:</b>	<b>Department of Transportation</b>
----------------	-------------------------------------

<b>Fund:</b>	<b>DT2071 ADOT Fleet Operations Fund (Non-Appropriated)</b>
--------------	---

	FY 2023 Actuals	FY 2024 Expenditure Plan	FY 2025 Funding Issue	FY 2025 Total Request
<b>Program:</b>				
DTA-1-0 Administration	0.0	-	-	-
<b>ADOT Fleet Operations Fund (Non-Appropriated) Summary Total:</b>	<b>0.0</b>	-	-	-
<b>Expenditure Categories</b>				
FTE	-	-	-	-
Personal Services	-	-	-	-
Employee Related Expenditures	-	-	-	-
<b>Subtotal Personal Services and ERE</b>	<b>-</b>	-	-	-
Professional & Outside Services	-	-	-	-
Travel In-State	-	-	-	-
Travel Out-Of-State	-	-	-	-
Food	-	-	-	-
Aid To Organizations & Individuals	-	-	-	-
Other Operating Expenditures	0.0	-	-	-
Capital Outlay	-	-	-	-
Capital Equipment	-	-	-	-
Non-Capital Equipment	-	-	-	-
Debt Service	-	-	-	-
Cost Allocation & Indirect Costs	-	-	-	-
Transfers-Out	-	-	-	-
<b>Expenditure Categories Total:</b>	<b>0.0</b>	-	-	-

## Summary of Expenditure and Budget Request for Selected Funds

<b>Agency:</b>	<b>Department of Transportation</b>
----------------	-------------------------------------

<b>Fund:</b>	<b>DT2097 ADOT Federal Programs Fund (Non-Appropriated)</b>
--------------	---

	FY 2023 Actuals	FY 2024 Expenditure Plan	FY 2025 Funding Issue	FY 2025 Total Request
<b>Program:</b>				
DTA-1-0 Administration	445.9	-	-	-
DTA-2-0 Intermodal Transportation	19,448.3	-	-	-
<b>ADOT Federal Programs Fund (Non-Appropriated) Summary Total:</b>	<b>19,894.3</b>	-	-	-
<b>Expenditure Categories</b>				
FTE	10.0	-	-	-
Personal Services	912.8	-	-	-
Employee Related Expenditures	425.2	-	-	-
<b>Subtotal Personal Services and ERE</b>	<b>1,338.1</b>	-	-	-
Professional & Outside Services	373.9	-	-	-
Travel In-State	-	-	-	-
Travel Out-Of-State	5.8	-	-	-
Food	-	-	-	-
Aid To Organizations & Individuals	17,801.1	-	-	-
Other Operating Expenditures	166.0	-	-	-
Capital Outlay	-	-	-	-
Capital Equipment	-	-	-	-
Non-Capital Equipment	2.2	-	-	-
Debt Service	-	-	-	-
Cost Allocation & Indirect Costs	207.2	-	-	-
Transfers-Out	-	-	-	-
<b>Expenditure Categories Total:</b>	<b>19,894.3</b>	-	-	-



## Summary of Expenditure and Budget Request for Selected Funds

<b>Agency:</b>	<b>Department of Transportation</b>
----------------	-------------------------------------

<b>Fund:</b>	<b>DT2150 Abandoned Vehicles Administration Fund (Non-Appropriated)</b>
--------------	---

	FY 2023 Actuals	FY 2024 Expenditure Plan	FY 2025 Funding Issue	FY 2025 Total Request
<b>Program:</b>				
DTA-3-0 Motor Vehicle	865.5	1,000.0	-	1,000.0
<b>Abandoned Vehicles Administration Fund (Non-Appropriated) Summary Total:</b>	<b>865.5</b>	<b>1,000.0</b>	-	<b>1,000.0</b>
<b>Expenditure Categories</b>				
FTE	-	-	-	-
Personal Services	-	-	-	-
Employee Related Expenditures	-	-	-	-
<b>Subtotal Personal Services and ERE</b>	<b>-</b>	<b>-</b>	<b>-</b>	<b>-</b>
Professional & Outside Services	-	-	-	-
Travel In-State	-	-	-	-
Travel Out-Of-State	-	-	-	-
Food	-	-	-	-
Aid To Organizations & Individuals	-	-	-	-
Other Operating Expenditures	865.5	1,000.0	-	1,000.0
Capital Outlay	-	-	-	-
Capital Equipment	-	-	-	-
Non-Capital Equipment	-	-	-	-
Debt Service	-	-	-	-
Cost Allocation & Indirect Costs	-	-	-	-
Transfers-Out	-	-	-	-
<b>Expenditure Categories Total:</b>	<b>865.5</b>	<b>1,000.0</b>	-	<b>1,000.0</b>

## Summary of Expenditure and Budget Request for Selected Funds

<b>Agency:</b>	<b>Department of Transportation</b>
----------------	-------------------------------------

<b>Fund:</b>	<b>DT2208 Ignition Interlock Device Fund (Appropriated)</b>
--------------	---

	FY 2023 Actuals	FY 2024 Expenditure Plan	FY 2025 Funding Issue	FY 2025 Total Request
<b>Program:</b>				
DTA-1-0 Administration	2.0	2.0	-	2.0
DTA-3-0 Motor Vehicle	329.3	358.7	-	358.7
<b>Ignition Interlock Device Fund (Appropriated) Summary Total:</b>	<b>331.3</b>	<b>360.7</b>	-	<b>360.7</b>
<b>Expenditure Categories</b>				
FTE	4.0	4.0	-	4.0
Personal Services	215.1	235.1	-	235.1
Employee Related Expenditures	113.1	120.1	-	120.1
<b>Subtotal Personal Services and ERE</b>	<b>328.3</b>	<b>355.2</b>	-	<b>355.2</b>
Professional & Outside Services	-	-	-	-
Travel In-State	-	-	-	-
Travel Out-Of-State	-	-	-	-
Food	-	-	-	-
Aid To Organizations & Individuals	-	-	-	-
Other Operating Expenditures	3.1	5.5	-	5.5
Capital Outlay	-	-	-	-
Capital Equipment	-	-	-	-
Non-Capital Equipment	-	-	-	-
Debt Service	-	-	-	-
Cost Allocation & Indirect Costs	-	-	-	-
Transfers-Out	-	-	-	-
<b>Expenditure Categories Total:</b>	<b>331.3</b>	<b>360.7</b>	-	<b>360.7</b>

## Summary of Expenditure and Budget Request for Selected Funds

<b>Agency:</b>	<b>Department of Transportation</b>
----------------	-------------------------------------

<b>Fund:</b>	<b>DT2226 Air Quality Fund (Appropriated)</b>
--------------	---

	FY 2023 Actuals	FY 2024 Expenditure Plan	FY 2025 Funding Issue	FY 2025 Total Request
<b>Program:</b>				
DTA-1-0 Administration	0.4	0.6	-	0.6
DTA-2-0 Intermodal Transportation	253.6	1,127.1	(250.0)	877.1
DTA-4-0 State Motor Vehicle Fleet	-	-	-	-
<b>Air Quality Fund (Appropriated) Summary Total:</b>	<b>254.0</b>	<b>1,127.7</b>	<b>(250.0)</b>	<b>877.7</b>
<b>Expenditure Categories</b>				
FTE	-	-	-	-
Personal Services	42.6	488.3	-	488.3
Employee Related Expenditures	16.6	174.6	-	174.6
<b>Subtotal Personal Services and ERE</b>	<b>59.2</b>	<b>662.9</b>	-	<b>662.9</b>
Professional & Outside Services	22.3	-	(250.0)	(250.0)
Travel In-State	-	0.5	-	0.5
Travel Out-Of-State	0.7	1.0	-	1.0
Food	-	-	-	-
Aid To Organizations & Individuals	-	-	-	-
Other Operating Expenditures	1.7	388.3	-	388.3
Capital Outlay	-	-	-	-
Capital Equipment	-	-	-	-
Non-Capital Equipment	-	-	-	-
Debt Service	-	-	-	-
Cost Allocation & Indirect Costs	170.1	-	-	-
Transfers-Out	-	75.0	-	75.0
<b>Expenditure Categories Total:</b>	<b>254.0</b>	<b>1,127.7</b>	<b>(250.0)</b>	<b>877.7</b>

## Summary of Expenditure and Budget Request for Selected Funds

<b>Agency:</b>	<b>Department of Transportation</b>
----------------	-------------------------------------

<b>Fund:</b>	<b>DT2244 Economic Strength Project Fund (Non-Appropriated)</b>
--------------	---

	FY 2023 Actuals	FY 2024 Expenditure Plan	FY 2025 Funding Issue	FY 2025 Total Request
<b>Program:</b>				
DTA-2-0 Intermodal Transportation	498.7	1,000.0	-	1,000.0
<b>Economic Strength Project Fund (Non-Appropriated) Summary Total:</b>	<b>498.7</b>	<b>1,000.0</b>	<b>-</b>	<b>1,000.0</b>
<b>Expenditure Categories</b>				
FTE	-	-	-	-
Personal Services	-	-	-	-
Employee Related Expenditures	-	-	-	-
<b>Subtotal Personal Services and ERE</b>	<b>-</b>	<b>-</b>	<b>-</b>	<b>-</b>
Professional & Outside Services	-	-	-	-
Travel In-State	-	-	-	-
Travel Out-Of-State	-	-	-	-
Food	-	-	-	-
Aid To Organizations & Individuals	498.7	1,000.0	-	1,000.0
Other Operating Expenditures	-	-	-	-
Capital Outlay	-	-	-	-
Capital Equipment	-	-	-	-
Non-Capital Equipment	-	-	-	-
Debt Service	-	-	-	-
Cost Allocation & Indirect Costs	-	-	-	-
Transfers-Out	-	-	-	-
<b>Expenditure Categories Total:</b>	<b>498.7</b>	<b>1,000.0</b>	<b>-</b>	<b>1,000.0</b>

## Summary of Expenditure and Budget Request for Selected Funds

<b>Agency:</b>	<b>Department of Transportation</b>
----------------	-------------------------------------

<b>Fund:</b>	<b>DT2266 Cash Deposits Fund (Non-Appropriated)</b>
--------------	---

	FY 2023 Actuals	FY 2024 Expenditure Plan	FY 2025 Funding Issue	FY 2025 Total Request
<b>Program:</b>				
DTA-1-0 Administration	0.4	-	-	-
DTA-3-0 Motor Vehicle	(0.6)	-	-	-
<b>Cash Deposits Fund (Non-Appropriated) Summary Total:</b>	<b>(0.2)</b>	-	-	-
<b>Expenditure Categories</b>				
FTE	-	-	-	-
Personal Services	-	-	-	-
Employee Related Expenditures	-	-	-	-
<b>Subtotal Personal Services and ERE</b>	<b>-</b>	-	-	-
Professional & Outside Services	-	-	-	-
Travel In-State	0.4	-	-	-
Travel Out-Of-State	-	-	-	-
Food	-	-	-	-
Aid To Organizations & Individuals	-	-	-	-
Other Operating Expenditures	-	-	-	-
Capital Outlay	-	-	-	-
Capital Equipment	-	-	-	-
Non-Capital Equipment	(0.6)	-	-	-
Debt Service	-	-	-	-
Cost Allocation & Indirect Costs	-	-	-	-
Transfers-Out	-	-	-	-
<b>Expenditure Categories Total:</b>	<b>(0.2)</b>	-	-	-

## Summary of Expenditure and Budget Request for Selected Funds

<b>Agency:</b>	<b>Department of Transportation</b>
----------------	-------------------------------------

<b>Fund:</b>	<b>DT2272 Vehicle Inspection and Certificate of Title Enforcement Fund (Appropriated)</b>
--------------	---

	FY 2023 Actuals	FY 2024 Expenditure Plan	FY 2025 Funding Issue	FY 2025 Total Request
<b>Program:</b>				
DTA-1-0 Administration	0.8	0.8	-	0.8
DTA-3-0 Motor Vehicle	1,305.8	1,645.8	-	1,645.8
<b>Vehicle Inspection and Certificate of Title Enforcement Fund (Appropriated) Summary Total:</b>	<b>1,306.6</b>	<b>1,646.6</b>	-	<b>1,646.6</b>
<b>Expenditure Categories</b>				
FTE	17.0	9.0	-	9.0
Personal Services	815.0	1,060.7	-	1,060.7
Employee Related Expenditures	421.4	500.4	-	500.4
<b>Subtotal Personal Services and ERE</b>	<b>1,236.3</b>	<b>1,561.1</b>	-	<b>1,561.1</b>
Professional & Outside Services	15.0	-	-	-
Travel In-State	0.3	-	-	-
Travel Out-Of-State	-	-	-	-
Food	-	-	-	-
Aid To Organizations & Individuals	-	-	-	-
Other Operating Expenditures	55.1	85.5	-	85.5
Capital Outlay	-	-	-	-
Capital Equipment	-	-	-	-
Non-Capital Equipment	-	-	-	-
Debt Service	-	-	-	-
Cost Allocation & Indirect Costs	-	-	-	-
Transfers-Out	-	-	-	-
<b>Expenditure Categories Total:</b>	<b>1,306.6</b>	<b>1,646.6</b>	-	<b>1,646.6</b>

## Summary of Expenditure and Budget Request for Selected Funds

<b>Agency:</b>	<b>Department of Transportation</b>
----------------	-------------------------------------

<b>Fund:</b>	<b>DT2285 Motor Vehicle Liability Insurance Enforcement Fund (Appropriated)</b>
--------------	---

	FY 2023 Actuals	FY 2024 Expenditure Plan	FY 2025 Funding Issue	FY 2025 Total Request
<b>Program:</b>				
DTA-1-0 Administration	934.7	11.7	-	11.7
DTA-3-0 Motor Vehicle	3,252.8	1,570.6	-	1,570.6
<b>Motor Vehicle Liability Insurance Enforcement Fund (Appropriated) Summary Total:</b>	<b>4,187.5</b>	<b>1,582.3</b>	-	<b>1,582.3</b>
<b>Expenditure Categories</b>				
FTE	33.0	21.0	-	21.0
Personal Services	1,021.0	835.0	-	835.0
Employee Related Expenditures	487.0	426.6	-	426.6
<b>Subtotal Personal Services and ERE</b>	<b>1,508.0</b>	<b>1,261.6</b>	-	<b>1,261.6</b>
Professional & Outside Services	251.3	-	-	-
Travel In-State	0.2	5.0	-	5.0
Travel Out-Of-State	2.5	-	-	-
Food	-	-	-	-
Aid To Organizations & Individuals	-	-	-	-
Other Operating Expenditures	2,075.2	315.3	-	315.3
Capital Outlay	-	-	-	-
Capital Equipment	-	-	-	-
Non-Capital Equipment	0.4	0.4	-	0.4
Debt Service	-	-	-	-
Cost Allocation & Indirect Costs	-	-	-	-
Transfers-Out	350.0	-	-	-
<b>Expenditure Categories Total:</b>	<b>4,187.5</b>	<b>1,582.3</b>	-	<b>1,582.3</b>

## Summary of Expenditure and Budget Request for Selected Funds

<b>Agency:</b>	<b>Department of Transportation</b>
----------------	-------------------------------------

<b>Fund:</b>	<b>DT2380 Motor Carrier Safety Revolving Fund (Non-Appropriated)</b>
--------------	--

	FY 2023 Actuals	FY 2024 Expenditure Plan	FY 2025 Funding Issue	FY 2025 Total Request
<b>Program:</b>				
DTA-3-0 Motor Vehicle	0.5	-	-	-
<b>Motor Carrier Safety Revolving Fund (Non-Appropriated) Summary Total:</b>	<b>0.5</b>	-	-	-
<b>Expenditure Categories</b>				
FTE	-	-	-	-
Personal Services	-	-	-	-
Employee Related Expenditures	-	-	-	-
<b>Subtotal Personal Services and ERE</b>	<b>-</b>	-	-	-
Professional & Outside Services	-	-	-	-
Travel In-State	-	-	-	-
Travel Out-Of-State	-	-	-	-
Food	-	-	-	-
Aid To Organizations & Individuals	-	-	-	-
Other Operating Expenditures	0.5	-	-	-
Capital Outlay	-	-	-	-
Capital Equipment	-	-	-	-
Non-Capital Equipment	-	-	-	-
Debt Service	-	-	-	-
Cost Allocation & Indirect Costs	-	-	-	-
Transfers-Out	-	-	-	-
<b>Expenditure Categories Total:</b>	<b>0.5</b>	-	-	-



## Summary of Expenditure and Budget Request for Selected Funds

<b>Agency:</b>	<b>Department of Transportation</b>
----------------	-------------------------------------

<b>Fund:</b>	<b>DT2449 Employee Recognition Fund (Non-Appropriated)</b>
--------------	--

	FY 2023 Actuals	FY 2024 Expenditure Plan	FY 2025 Funding Issue	FY 2025 Total Request
<b>Program:</b>				
DTA-1-0 Administration	39.1	13.0	-	13.0
<b>Employee Recognition Fund (Non-Appropriated)</b>	<b>39.1</b>	<b>13.0</b>	<b>-</b>	<b>13.0</b>
<b>Summary Total:</b>	<b>39.1</b>	<b>13.0</b>	<b>-</b>	<b>13.0</b>
<b>Expenditure Categories</b>				
FTE	-	-	-	-
Personal Services	-	-	-	-
Employee Related Expenditures	-	-	-	-
<b>Subtotal Personal Services and ERE</b>	<b>-</b>	<b>-</b>	<b>-</b>	<b>-</b>
Professional & Outside Services	-	-	-	-
Travel In-State	-	-	-	-
Travel Out-Of-State	-	-	-	-
Food	-	-	-	-
Aid To Organizations & Individuals	-	-	-	-
Other Operating Expenditures	39.1	13.0	-	13.0
Capital Outlay	-	-	-	-
Capital Equipment	-	-	-	-
Non-Capital Equipment	-	-	-	-
Debt Service	-	-	-	-
Cost Allocation & Indirect Costs	-	-	-	-
Transfers-Out	-	-	-	-
<b>Expenditure Categories Total:</b>	<b>39.1</b>	<b>13.0</b>	<b>-</b>	<b>13.0</b>

## Summary of Expenditure and Budget Request for Selected Funds

<b>Agency:</b>	<b>Department of Transportation</b>
----------------	-------------------------------------

<b>Fund:</b>	<b>DT2463 Grant Anticipation Notes Fund (Non-Appropriated)</b>
--------------	--

	FY 2023 Actuals	FY 2024 Expenditure Plan	FY 2025 Funding Issue	FY 2025 Total Request
<b>Program:</b>				
DTA-1-0 Administration	59,970.6	-	-	-
DTA-2-0 Intermodal Transportation	3,482.1	-	-	-
<b>Grant Anticipation Notes Fund (Non-Appropriated) Summary Total:</b>	<b>63,452.7</b>	-	-	-
<b>Expenditure Categories</b>				
FTE	-	-	-	-
Personal Services	0.3	-	-	-
Employee Related Expenditures	0.1	-	-	-
<b>Subtotal Personal Services and ERE</b>	<b>0.3</b>	-	-	-
Professional & Outside Services	0.3	-	-	-
Travel In-State	-	-	-	-
Travel Out-Of-State	-	-	-	-
Food	-	-	-	-
Aid To Organizations & Individuals	-	-	-	-
Other Operating Expenditures	-	-	-	-
Capital Outlay	3,481.5	-	-	-
Capital Equipment	-	-	-	-
Non-Capital Equipment	-	-	-	-
Debt Service	29,985.3	-	-	-
Cost Allocation & Indirect Costs	0.0	-	-	-
Transfers-Out	29,985.3	-	-	-
<b>Expenditure Categories Total:</b>	<b>63,452.7</b>	-	-	-

## Summary of Expenditure and Budget Request for Selected Funds

<b>Agency:</b>	<b>Department of Transportation</b>
----------------	-------------------------------------

<b>Fund:</b>	<b>DT2500 IGA and ISA Fund (Non-Appropriated)</b>
--------------	---

	FY 2023 Actuals	FY 2024 Expenditure Plan	FY 2025 Funding Issue	FY 2025 Total Request
<b>Program:</b>				
DTA-1-0 Administration	1,178.1	333.2	-	333.2
DTA-2-0 Intermodal Transportation	0.8	-	-	-
DTA-3-0 Motor Vehicle	1,757.0	-	-	-
<b>IGA and ISA Fund (Non-Appropriated) Summary Total:</b>	<b>2,935.9</b>	<b>333.2</b>	-	<b>333.2</b>
<b>Expenditure Categories</b>				
FTE	5.0	5.0	-	5.0
Personal Services	211.1	227.9	-	227.9
Employee Related Expenditures	97.3	105.3	-	105.3
<b>Subtotal Personal Services and ERE</b>	<b>308.4</b>	<b>333.2</b>	-	<b>333.2</b>
Professional & Outside Services	1,853.8	-	-	-
Travel In-State	-	-	-	-
Travel Out-Of-State	-	-	-	-
Food	-	-	-	-
Aid To Organizations & Individuals	4.6	-	-	-
Other Operating Expenditures	-	-	-	-
Capital Outlay	-	-	-	-
Capital Equipment	769.1	-	-	-
Non-Capital Equipment	-	-	-	-
Debt Service	-	-	-	-
Cost Allocation & Indirect Costs	-	-	-	-
Transfers-Out	-	-	-	-
<b>Expenditure Categories Total:</b>	<b>2,935.9</b>	<b>333.2</b>	-	<b>333.2</b>

## Summary of Expenditure and Budget Request for Selected Funds

<b>Agency:</b>	<b>Department of Transportation</b>
----------------	-------------------------------------

<b>Fund:</b>	<b>DT2609 Motor Vehicle Dealer Enforcement Fund (Appropriated)</b>
--------------	--

	FY 2023 Actuals	FY 2024 Expenditure Plan	FY 2025 Funding Issue	FY 2025 Total Request
<b>Program:</b>				
DTA-1-0 Administration	0.0	-	-	-
<b>Motor Vehicle Dealer Enforcement Fund (Appropriated) Summary Total:</b>	<b>0.0</b>	-	-	-
<b>Expenditure Categories</b>				
FTE	-	-	-	-
Personal Services	-	-	-	-
Employee Related Expenditures	-	-	-	-
<b>Subtotal Personal Services and ERE</b>	<b>-</b>	-	-	-
Professional & Outside Services	-	-	-	-
Travel In-State	-	-	-	-
Travel Out-Of-State	-	-	-	-
Food	-	-	-	-
Aid To Organizations & Individuals	-	-	-	-
Other Operating Expenditures	-	-	-	-
Capital Outlay	-	-	-	-
Capital Equipment	-	-	-	-
Non-Capital Equipment	-	-	-	-
Debt Service	-	-	-	-
Cost Allocation & Indirect Costs	-	-	-	-
Transfers-Out	0.0	-	-	-
<b>Expenditure Categories Total:</b>	<b>0.0</b>	-	-	-

## Summary of Expenditure and Budget Request for Selected Funds

<b>Agency:</b>	<b>Department of Transportation</b>
----------------	-------------------------------------

<b>Fund:</b>	<b>DT2650 Statewide Special Plates Fund (Non-Appropriated)</b>
--------------	--

	FY 2023 Actuals	FY 2024 Expenditure Plan	FY 2025 Funding Issue	FY 2025 Total Request
<b>Program:</b>				
DTA-3-0 Motor Vehicle	5,971.6	6,897.5	-	6,897.5
<b>Statewide Special Plates Fund (Non-Appropriated) Summary Total:</b>	<b>5,971.6</b>	<b>6,897.5</b>	<b>-</b>	<b>6,897.5</b>
<b>Expenditure Categories</b>				
FTE	-	-	-	-
Personal Services	-	-	-	-
Employee Related Expenditures	-	-	-	-
<b>Subtotal Personal Services and ERE</b>	<b>-</b>	<b>-</b>	<b>-</b>	<b>-</b>
Professional & Outside Services	-	-	-	-
Travel In-State	-	-	-	-
Travel Out-Of-State	-	-	-	-
Food	-	-	-	-
Aid To Organizations & Individuals	5,971.6	6,897.5	-	6,897.5
Other Operating Expenditures	-	-	-	-
Capital Outlay	-	-	-	-
Capital Equipment	-	-	-	-
Non-Capital Equipment	-	-	-	-
Debt Service	-	-	-	-
Cost Allocation & Indirect Costs	-	-	-	-
Transfers-Out	-	-	-	-
<b>Expenditure Categories Total:</b>	<b>5,971.6</b>	<b>6,897.5</b>	<b>-</b>	<b>6,897.5</b>

## Summary of Expenditure and Budget Request for Selected Funds

<b>Agency:</b>	<b>Department of Transportation</b>
----------------	-------------------------------------

<b>Fund:</b>	<b>DT2985 ADOT Coronavirus State and Local Fiscal Recovery Fund (Non-Appropriated)</b>
--------------	--

	FY 2023 Actuals	FY 2024 Expenditure Plan	FY 2025 Funding Issue	FY 2025 Total Request
<b>Program:</b>				
DTA-1-0 Administration	2,348.9	-	-	-
DTA-2-0 Intermodal Transportation	21,533.8	-	-	-
DTA-3-0 Motor Vehicle	59.5	-	-	-
<b>ADOT Coronavirus State and Local Fiscal Recovery Fund (Non-Appropriated) Summary Total:</b>	<b>23,942.3</b>	-	-	-
<b>Expenditure Categories</b>				
FTE	-	-	-	-
Personal Services	738.4	-	-	-
Employee Related Expenditures	115.2	-	-	-
<b>Subtotal Personal Services and ERE</b>	<b>853.7</b>	-	-	-
Professional & Outside Services	1,347.1	-	-	-
Travel In-State	2.2	-	-	-
Travel Out-Of-State	-	-	-	-
Food	-	-	-	-
Aid To Organizations & Individuals	-	-	-	-
Other Operating Expenditures	41.5	-	-	-
Capital Outlay	19,500.1	-	-	-
Capital Equipment	-	-	-	-
Non-Capital Equipment	15.5	-	-	-
Debt Service	-	-	-	-
Cost Allocation & Indirect Costs	2,182.2	-	-	-
Transfers-Out	-	-	-	-
<b>Expenditure Categories Total:</b>	<b>23,942.3</b>	-	-	-

## Summary of Expenditure and Budget Request for Selected Funds

<b>Agency:</b>	<b>Department of Transportation</b>
----------------	-------------------------------------

<b>Fund:</b>	<b>DT3113 Highway User Revenue Fund (Appropriated)</b>
--------------	--

	FY 2023 Actuals	FY 2024 Expenditure Plan	FY 2025 Funding Issue	FY 2025 Total Request
<b>Program:</b>				
DTA-1-0 Administration	31.8	35.9	-	35.9
DTA-3-0 Motor Vehicle	733.1	862.7	-	862.7
<b>Highway User Revenue Fund (Appropriated) Summary Total:</b>	<b>764.9</b>	<b>898.6</b>	-	<b>898.6</b>
<b>Expenditure Categories</b>				
FTE	12.0	14.0	-	14.0
Personal Services	484.9	453.7	-	453.7
Employee Related Expenditures	208.5	330.0	-	330.0
<b>Subtotal Personal Services and ERE</b>	<b>693.4</b>	<b>783.7</b>	-	<b>783.7</b>
Professional & Outside Services	9.2	-	-	-
Travel In-State	0.5	-	-	-
Travel Out-Of-State	-	-	-	-
Food	-	-	-	-
Aid To Organizations & Individuals	-	-	-	-
Other Operating Expenditures	61.8	114.9	-	114.9
Capital Outlay	-	-	-	-
Capital Equipment	-	-	-	-
Non-Capital Equipment	-	-	-	-
Debt Service	-	-	-	-
Cost Allocation & Indirect Costs	-	-	-	-
Transfers-Out	-	-	-	-
<b>Expenditure Categories Total:</b>	<b>764.9</b>	<b>898.6</b>	-	<b>898.6</b>

## Summary of Expenditure and Budget Request for Selected Funds

<b>Agency:</b>	<b>Department of Transportation</b>
----------------	-------------------------------------

<b>Fund:</b>	<b>DT3113 Highway User Revenue Fund (Non-Appropriated)</b>
--------------	--

	FY 2023 Actuals	FY 2024 Expenditure Plan	FY 2025 Funding Issue	FY 2025 Total Request
<b>Program:</b>				
DTA-1-0 Administration	856,491.0	-	-	-
<b>Highway User Revenue Fund (Non-Appropriated) Summary Total:</b>	<b>856,491.0</b>	<b>-</b>	<b>-</b>	<b>-</b>
<b>Expenditure Categories</b>				
FTE	-	-	-	-
Personal Services	-	-	-	-
Employee Related Expenditures	-	-	-	-
<b>Subtotal Personal Services and ERE</b>	<b>-</b>	<b>-</b>	<b>-</b>	<b>-</b>
Professional & Outside Services	-	-	-	-
Travel In-State	-	-	-	-
Travel Out-Of-State	-	-	-	-
Food	-	-	-	-
Aid To Organizations & Individuals	856,491.0	-	-	-
Other Operating Expenditures	-	-	-	-
Capital Outlay	-	-	-	-
Capital Equipment	-	-	-	-
Non-Capital Equipment	-	-	-	-
Debt Service	-	-	-	-
Cost Allocation & Indirect Costs	-	-	-	-
Transfers-Out	-	-	-	-
<b>Expenditure Categories Total:</b>	<b>856,491.0</b>	<b>-</b>	<b>-</b>	<b>-</b>



## Summary of Expenditure and Budget Request for Selected Funds

<b>Agency:</b>	<b>Department of Transportation</b>
----------------	-------------------------------------

<b>Fund:</b>	<b>DT3701 Local Agency Deposits Fund (Non-Appropriated)</b>
--------------	---

	FY 2023 Actuals	FY 2024 Expenditure Plan	FY 2025 Funding Issue	FY 2025 Total Request
<b>Program:</b>				
DTA-1-0 Administration	10,109.6	-	-	-
DTA-2-0 Intermodal Transportation	111,957.8	-	-	-
<b>Local Agency Deposits Fund (Non-Appropriated) Summary Total:</b>	<b>122,067.5</b>	-	-	-
<b>Expenditure Categories</b>				
FTE	-	-	-	-
Personal Services	1,750.3	-	-	-
Employee Related Expenditures	558.6	-	-	-
<b>Subtotal Personal Services and ERE</b>	<b>2,308.9</b>	-	-	-
Professional & Outside Services	14,450.0	-	-	-
Travel In-State	2.4	-	-	-
Travel Out-Of-State	-	-	-	-
Food	-	-	-	-
Aid To Organizations & Individuals	35,960.8	-	-	-
Other Operating Expenditures	1,154.7	-	-	-
Capital Outlay	67,802.9	-	-	-
Capital Equipment	-	-	-	-
Non-Capital Equipment	394.8	-	-	-
Debt Service	-	-	-	-
Cost Allocation & Indirect Costs	(9.7)	-	-	-
Transfers-Out	2.8	-	-	-
<b>Expenditure Categories Total:</b>	<b>122,067.5</b>	-	-	-

## Summary of Expenditure and Budget Request for Selected Funds

<b>Agency:</b>	<b>Department of Transportation</b>
----------------	-------------------------------------

<b>Fund:</b>	<b>DT3737 Rental Tax and Bond Deposit Fund (Non-Appropriated)</b>
--------------	---

	FY 2023 Actuals	FY 2024 Expenditure Plan	FY 2025 Funding Issue	FY 2025 Total Request
<b>Program:</b>				
DTA-2-0 Intermodal Transportation	(0.9)	-	-	-
<b>Rental Tax and Bond Deposit Fund (Non-Appropriated) Summary Total:</b>	<b>(0.9)</b>	-	-	-
<b>Expenditure Categories</b>				
FTE	-	-	-	-
Personal Services	-	-	-	-
Employee Related Expenditures	-	-	-	-
<b>Subtotal Personal Services and ERE</b>	<b>-</b>	<b>-</b>	<b>-</b>	<b>-</b>
Professional & Outside Services	-	-	-	-
Travel In-State	-	-	-	-
Travel Out-Of-State	-	-	-	-
Food	-	-	-	-
Aid To Organizations & Individuals	-	-	-	-
Other Operating Expenditures	(0.9)	-	-	-
Capital Outlay	-	-	-	-
Capital Equipment	-	-	-	-
Non-Capital Equipment	-	-	-	-
Debt Service	-	-	-	-
Cost Allocation & Indirect Costs	-	-	-	-
Transfers-Out	-	-	-	-
<b>Expenditure Categories Total:</b>	<b>(0.9)</b>	<b>-</b>	<b>-</b>	<b>-</b>

## Summary of Expenditure and Budget Request for Selected Funds

<b>Agency:</b>	<b>Department of Transportation</b>
----------------	-------------------------------------

<b>Fund:</b>	<b>DT4071 State Fleet Operations Fund (Appropriated)</b>
--------------	--

	FY 2023 Actuals	FY 2024 Expenditure Plan	FY 2025 Funding Issue	FY 2025 Total Request
<b>Program:</b>				
DTA-4-0 State Motor Vehicle Fleet	22,731.6	30,454.4	2,938.5	33,392.9
<b>State Fleet Operations Fund (Appropriated) Summary Total:</b>	<b>22,731.6</b>	<b>30,454.4</b>	<b>2,938.5</b>	<b>33,392.9</b>
<b>Expenditure Categories</b>				
FTE	-	-	-	-
Personal Services	-	-	-	-
Employee Related Expenditures	-	-	-	-
<b>Subtotal Personal Services and ERE</b>	<b>-</b>	<b>-</b>	<b>-</b>	<b>-</b>
Professional & Outside Services	-	-	-	-
Travel In-State	-	-	-	-
Travel Out-Of-State	-	-	-	-
Food	-	-	-	-
Aid To Organizations & Individuals	-	-	-	-
Other Operating Expenditures	21,790.5	30,454.4	2,938.5	33,392.9
Capital Outlay	-	-	-	-
Capital Equipment	41.1	-	-	-
Non-Capital Equipment	(0.0)	-	-	-
Debt Service	-	-	-	-
Cost Allocation & Indirect Costs	900.0	-	-	-
Transfers-Out	-	-	-	-
<b>Expenditure Categories Total:</b>	<b>22,731.6</b>	<b>30,454.4</b>	<b>2,938.5</b>	<b>33,392.9</b>

## Summary of Expenditure and Budget Request for Selected Funds

<b>Agency:</b>	<b>Department of Transportation</b>
----------------	-------------------------------------

<b>Fund:</b>	<b>DT4072 State Fleet Vehicle Replacement Fund (Appropriated)</b>
--------------	---

	FY 2023 Actuals	FY 2024 Expenditure Plan	FY 2025 Funding Issue	FY 2025 Total Request
<b>Program:</b>				
DTA-4-0 State Motor Vehicle Fleet	9,380.9	25,000.0	2,798.1	27,798.1
<b>State Fleet Vehicle Replacement Fund (Appropriated) Summary Total:</b>	<b>9,380.9</b>	<b>25,000.0</b>	<b>2,798.1</b>	<b>27,798.1</b>
<b>Expenditure Categories</b>				
FTE	-	-	-	-
Personal Services	-	-	-	-
Employee Related Expenditures	-	-	-	-
<b>Subtotal Personal Services and ERE</b>	<b>-</b>	<b>-</b>	<b>-</b>	<b>-</b>
Professional & Outside Services	-	-	-	-
Travel In-State	-	-	-	-
Travel Out-Of-State	-	-	-	-
Food	-	-	-	-
Aid To Organizations & Individuals	-	-	-	-
Other Operating Expenditures	-	-	-	-
Capital Outlay	-	-	-	-
Capital Equipment	9,373.6	25,000.0	2,798.1	27,798.1
Non-Capital Equipment	7.3	-	-	-
Debt Service	-	-	-	-
Cost Allocation & Indirect Costs	-	-	-	-
Transfers-Out	-	-	-	-
<b>Expenditure Categories Total:</b>	<b>9,380.9</b>	<b>25,000.0</b>	<b>2,798.1</b>	<b>27,798.1</b>

## Summary of Expenditure and Budget Request for Selected Funds

<b>Agency:</b>	<b>Department of Transportation</b>
----------------	-------------------------------------

<b>Fund:</b>	<b>DT5004 State Highway Fund Bonds Debt Service Fund (Non-Appropriated)</b>
--------------	---

	FY 2023 Actuals	FY 2024 Expenditure Plan	FY 2025 Funding Issue	FY 2025 Total Request
<b>Program:</b>				
DTA-1-0 Administration	137,390.8	-	-	-
DTA-2-0 Intermodal Transportation	(1.4)	-	-	-
<b>State Highway Fund Bonds Debt Service Fund (Non-Appropriated) Summary Total:</b>	<b>137,389.4</b>	-	-	-
<b>Expenditure Categories</b>				
FTE	-	-	-	-
Personal Services	(0.7)	-	-	-
Employee Related Expenditures	(0.0)	-	-	-
<b>Subtotal Personal Services and ERE</b>	<b>(0.7)</b>	-	-	-
Professional & Outside Services	1.9	-	-	-
Travel In-State	-	-	-	-
Travel Out-Of-State	-	-	-	-
Food	-	-	-	-
Aid To Organizations & Individuals	-	-	-	-
Other Operating Expenditures	-	-	-	-
Capital Outlay	(2.6)	-	-	-
Capital Equipment	-	-	-	-
Non-Capital Equipment	-	-	-	-
Debt Service	137,358.6	-	-	-
Cost Allocation & Indirect Costs	-	-	-	-
Transfers-Out	32.2	-	-	-
<b>Expenditure Categories Total:</b>	<b>137,389.4</b>	-	-	-

## Summary of Expenditure and Budget Request for Selected Funds

<b>Agency:</b>	<b>Department of Transportation</b>
----------------	-------------------------------------

<b>Fund:</b>	<b>DT5008 Regional Area Road Fund Debt Service Fund (Non-Appropriated)</b>
--------------	--

	FY 2023 Actuals	FY 2024 Expenditure Plan	FY 2025 Funding Issue	FY 2025 Total Request
<b>Program:</b>				
DTA-1-0 Administration	143,388.7	-	-	-
DTA-2-0 Intermodal Transportation	(7,194.4)	-	-	-
<b>Regional Area Road Fund Debt Service Fund (Non-Appropriated) Summary Total:</b>	<b>136,194.3</b>	-	-	-
<b>Expenditure Categories</b>				
FTE	-	-	-	-
Personal Services	-	-	-	-
Employee Related Expenditures	-	-	-	-
<b>Subtotal Personal Services and ERE</b>	<b>-</b>	-	-	-
Professional & Outside Services	-	-	-	-
Travel In-State	-	-	-	-
Travel Out-Of-State	-	-	-	-
Food	-	-	-	-
Aid To Organizations & Individuals	-	-	-	-
Other Operating Expenditures	-	-	-	-
Capital Outlay	(7,194.4)	-	-	-
Capital Equipment	-	-	-	-
Non-Capital Equipment	-	-	-	-
Debt Service	143,388.7	-	-	-
Cost Allocation & Indirect Costs	-	-	-	-
Transfers-Out	-	-	-	-
<b>Expenditure Categories Total:</b>	<b>136,194.3</b>	-	-	-

## Summary of Expenditure and Budget Request for Selected Funds

<b>Agency:</b>	<b>Department of Transportation</b>
----------------	-------------------------------------

<b>Fund:</b>	<b>DT9901 State Match Advantage for Rural Transportation (SMART) Fund (Non-Appropriated)</b>
--------------	--

	FY 2023 Actuals	FY 2024 Expenditure Plan	FY 2025 Funding Issue	FY 2025 Total Request
<b>Program:</b>				
DTA-2-0 Intermodal Transportation	0.4	-	-	-
<b>State Match Advantage for Rural Transportation (SMART) Fund (Non-Appropriated) Summary Total:</b>	<b>0.4</b>	-	-	-
<b>Expenditure Categories</b>				
FTE	-	-	-	-
Personal Services	0.3	-	-	-
Employee Related Expenditures	0.1	-	-	-
<b>Subtotal Personal Services and ERE</b>	<b>0.4</b>	-	-	-
Professional & Outside Services	-	-	-	-
Travel In-State	-	-	-	-
Travel Out-Of-State	-	-	-	-
Food	-	-	-	-
Aid To Organizations & Individuals	-	-	-	-
Other Operating Expenditures	-	-	-	-
Capital Outlay	-	-	-	-
Capital Equipment	-	-	-	-
Non-Capital Equipment	-	-	-	-
Debt Service	-	-	-	-
Cost Allocation & Indirect Costs	-	-	-	-
Transfers-Out	-	-	-	-
<b>Expenditure Categories Total:</b>	<b>0.4</b>	-	-	-

## Program Budget Unit Summary of Expenditure and Budget Request for All Funds

**Agency:** Department of Transportation

	FY 2023 Actuals	FY 2024 Expenditure Plan	FY 2025 Funding Issue	FY 2025 Total Request
<b>Program: DTA-1-0 Administration</b>				
<b>Expenditure Categories</b>				
FTE	645.0	55.8	-	55.8
Personal Services	44,595.5	45,963.4	-	45,963.4
Employee Related Expenditures	18,229.5	20,263.4	-	20,263.4
<b>Subtotal Personal Services and ERE</b>	<b>62,825.0</b>	<b>66,226.8</b>	<b>-</b>	<b>66,226.8</b>
Professional & Outside Services	12,976.8	11,404.3	-	11,404.3
Travel In-State	85.6	90.1	-	90.1
Travel Out-Of-State	122.3	89.5	-	89.5
Food	-	-	-	-
Aid To Organizations & Individuals	916,524.7	-	(550.0)	(550.0)
Other Operating Expenditures	61,250.0	6,735.5	680.1	7,415.6
Capital Outlay	90.3	0.8	-	0.8
Capital Equipment	17,789.4	24,590.6	-	24,590.6
Non-Capital Equipment	1,469.6	821.0	335.9	1,156.9
Debt Service	310,732.5	-	-	-
Cost Allocation & Indirect Costs	(14,293.4)	-	-	-
Transfers-Out	198,934.2	550.0	-	550.0
<b>Expenditure Categories Total:</b>	<b>1,568,506.9</b>	<b>110,508.6</b>	<b>466.0</b>	<b>110,974.6</b>

### Fund Source

#### Appropriated Funds

General Fund (Appropriated)	-	550.0	(550.0)	-
State Aviation Fund (Appropriated)	1,666.0	1,656.8	18.1	1,674.9
State Highway Fund (Appropriated)	78,659.3	99,265.4	997.9	100,263.3
Ignition Interlock Device Fund (Appropriated)	2.0	2.0	-	2.0
Air Quality Fund (Appropriated)	0.4	0.6	-	0.6
Vehicle Inspection and Certificate of Title Enforcement Fund (Appropriated)	0.8	0.8	-	0.8
Motor Vehicle Liability Insurance Enforcement Fund (Appropriated)	934.7	11.7	-	11.7
Motor Vehicle Dealer Enforcement Fund (Appropriated)	0.0	-	-	-
Highway User Revenue Fund (Appropriated)	31.8	35.9	-	35.9
<b>Appropriated Funds Total:</b>	<b>81,295.0</b>	<b>101,523.2</b>	<b>466.0</b>	<b>101,989.2</b>



## Program Budget Unit Summary of Expenditure and Budget Request for All Funds

**Agency:** Department of Transportation

	FY 2023 Actuals	FY 2024 Expenditure Plan	FY 2025 Funding Issue	FY 2025 Total Request
<b>Program: DTA-1-0 Administration</b>				
<b>Non-Appropriated Funds</b>				
General Fund (Non-Appropriated)	-	-	-	-
State Aviation Fund (Non-Appropriated)	1,109.4	-	-	-
Regional Area Road Fund - Maricopa County (Non-Appropriated)	213,207.4	-	-	-
State Highway Fund (Non-Appropriated)	56,237.6	2,808.9	-	2,808.9
Arizona Highways Magazine Fund (Non- Appropriated)	5,294.3	5,830.3	-	5,830.3
ADOT Fleet Operations Fund (Non- Appropriated)	0.0	-	-	-
ADOT Federal Programs Fund (Non- Appropriated)	445.9	-	-	-
Cash Deposits Fund (Non-Appropriated)	0.4	-	-	-
Employee Recognition Fund (Non- Appropriated)	39.1	13.0	-	13.0
Grant Anticipation Notes Fund (Non- Appropriated)	59,970.6	-	-	-
IGA and ISA Fund (Non-Appropriated)	1,178.1	333.2	-	333.2
ADOT Coronavirus State and Local Fiscal Recovery Fund (Non-Appropriated)	2,348.9	-	-	-
Highway User Revenue Fund (Non- Appropriated)	856,491.0	-	-	-
Local Agency Deposits Fund (Non- Appropriated)	10,109.6	-	-	-
State Highway Fund Bonds Debt Service Fund (Non-Appropriated)	137,390.8	-	-	-
Regional Area Road Fund Debt Service Fund (Non-Appropriated)	143,388.7	-	-	-
<b>Non-Appropriated Funds Total:</b>	<b>1,487,211.9</b>	<b>8,985.4</b>	<b>-</b>	<b>8,985.4</b>
<b>Administration Total:</b>	<b>1,568,506.9</b>	<b>110,508.6</b>	<b>466.0</b>	<b>110,974.6</b>

**Sub Program: DTA-1-1 Director's Office/Transportation Board**

### Expenditure Categories

FTE	14.0	9.8	-	9.8
Personal Services	697.8	1,357.3	-	1,357.3
Employee Related Expenditures	204.7	434.6	-	434.6
<b>Subtotal Personal Services and ERE</b>	<b>902.6</b>	<b>1,791.9</b>	<b>-</b>	<b>1,791.9</b>

## Program Budget Unit Summary of Expenditure and Budget Request for All Funds

**Agency:** Department of Transportation

	FY 2023 Actuals	FY 2024 Expenditure Plan	FY 2025 Funding Issue	FY 2025 Total Request
<b>Program: DTA-1-0 Administration</b>				
<b>Sub Program: DTA-1-1 Director's Office/Transportation Board</b>				
Professional & Outside Services	40.1	107.0	-	107.0
Travel In-State	21.5	32.6	-	32.6
Travel Out-Of-State	2.0	10.5	-	10.5
Food	-	-	-	-
Aid To Organizations & Individuals	-	-	-	-
Other Operating Expenditures	81.2	752.4	-	752.4
Capital Outlay	-	-	-	-
Capital Equipment	-	-	-	-
Non-Capital Equipment	12.0	4.5	-	4.5
Debt Service	-	-	-	-
Cost Allocation & Indirect Costs	-	-	-	-
Transfers-Out	-	-	-	-
<b>Expenditure Categories Total:</b>	<b>1,059.4</b>	<b>2,698.9</b>	-	<b>2,698.9</b>

### Fund Source

#### Appropriated Funds

State Highway Fund (Appropriated)	1,059.4	2,698.9	-	2,698.9
<b>Appropriated Funds Total:</b>	<b>1,059.4</b>	<b>2,698.9</b>	-	<b>2,698.9</b>
<b>Administration Total:</b>	<b>1,059.4</b>	<b>2,698.9</b>	-	<b>2,698.9</b>

### Sub Program: DTA-1-2 Transportation Support Services

### Expenditure Categories

FTE	610.0	25.0	-	25.0
Personal Services	42,603.7	42,609.6	-	42,609.6
Employee Related Expenditures	17,525.5	19,087.2	-	19,087.2
<b>Subtotal Personal Services and ERE</b>	<b>60,129.2</b>	<b>61,696.8</b>	-	<b>61,696.8</b>
Professional & Outside Services	8,961.1	6,689.7	-	6,689.7
Travel In-State	63.5	53.5	-	53.5
Travel Out-Of-State	116.0	66.5	-	66.5
Food	-	-	-	-
Aid To Organizations & Individuals	916,524.7	-	-	-
Other Operating Expenditures	57,832.0	1,096.9	680.1	1,777.0

## Program Budget Unit Summary of Expenditure and Budget Request for All Funds

**Agency:** Department of Transportation

	FY 2023 Actuals	FY 2024 Expenditure Plan	FY 2025 Funding Issue	FY 2025 Total Request
<b>Program: DTA-1-0 Administration</b>				
<b>Sub Program: DTA-1-2 Transportation Support Services</b>				
Capital Outlay	90.3	0.8	-	0.8
Capital Equipment	1,187.5	534.5	-	534.5
Non-Capital Equipment	1,434.0	802.0	335.9	1,137.9
Debt Service	310,732.5	-	-	-
Cost Allocation & Indirect Costs	(14,293.4)	-	-	-
Transfers-Out	198,934.2	-	-	-
<b>Expenditure Categories Total:</b>	<b>1,541,711.6</b>	<b>70,940.7</b>	<b>1,016.0</b>	<b>71,956.7</b>

### Fund Source

#### Appropriated Funds

General Fund (Appropriated)	-	-	-	-
State Aviation Fund (Appropriated)	1,666.0	1,656.8	18.1	1,674.9
State Highway Fund (Appropriated)	57,158.2	68,886.7	997.9	69,884.6
Ignition Interlock Device Fund (Appropriated)	2.0	2.0	-	2.0
Air Quality Fund (Appropriated)	0.4	0.6	-	0.6
Vehicle Inspection and Certificate of Title Enforcement Fund (Appropriated)	0.8	0.8	-	0.8
Motor Vehicle Liability Insurance Enforcement Fund (Appropriated)	934.7	11.7	-	11.7
Motor Vehicle Dealer Enforcement Fund (Appropriated)	0.0	-	-	-
Highway User Revenue Fund (Appropriated)	31.8	35.9	-	35.9
<b>Appropriated Funds Total:</b>	<b>59,794.0</b>	<b>70,594.5</b>	<b>1,016.0</b>	<b>71,610.5</b>

## Program Budget Unit Summary of Expenditure and Budget Request for All Funds

**Agency:** Department of Transportation

	FY 2023 Actuals	FY 2024 Expenditure Plan	FY 2025 Funding Issue	FY 2025 Total Request
--	--------------------	--------------------------------	--------------------------	--------------------------

**Program:** DTA-1-0 Administration

**Sub Program:** DTA-1-2 Transportation Support Services

**Non-Appropriated Funds**

General Fund (Non-Appropriated)	-	-	-	-
State Aviation Fund (Non-Appropriated)	1,109.4	-	-	-
Regional Area Road Fund - Maricopa County (Non-Appropriated)	213,207.4	-	-	-
State Highway Fund (Non-Appropriated)	56,237.6	-	-	-
ADOT Fleet Operations Fund (Non-Appropriated)	0.0	-	-	-
ADOT Federal Programs Fund (Non-Appropriated)	445.9	-	-	-
Cash Deposits Fund (Non-Appropriated)	0.4	-	-	-
Employee Recognition Fund (Non-Appropriated)	39.1	13.0	-	13.0
Grant Anticipation Notes Fund (Non-Appropriated)	59,970.6	-	-	-
IGA and ISA Fund (Non-Appropriated)	1,178.1	333.2	-	333.2
ADOT Coronavirus State and Local Fiscal Recovery Fund (Non-Appropriated)	2,348.9	-	-	-
Highway User Revenue Fund (Non-Appropriated)	856,491.0	-	-	-
Local Agency Deposits Fund (Non-Appropriated)	10,109.6	-	-	-
State Highway Fund Bonds Debt Service Fund (Non-Appropriated)	137,390.8	-	-	-
Regional Area Road Fund Debt Service Fund (Non-Appropriated)	143,388.7	-	-	-
<b>Non-Appropriated Funds Total:</b>	<b>1,481,917.6</b>	<b>346.2</b>	<b>-</b>	<b>346.2</b>
<b>Administration Total:</b>	<b>1,541,711.6</b>	<b>70,940.7</b>	<b>1,016.0</b>	<b>71,956.7</b>

**Sub Program:** DTA-1-3 Arizona Highways Magazine

**Expenditure Categories**

FTE	21.0	21.0	-	21.0
Personal Services	1,293.9	1,996.5	-	1,996.5
Employee Related Expenditures	499.3	741.6	-	741.6
<b>Subtotal Personal Services and ERE</b>	<b>1,793.2</b>	<b>2,738.1</b>	<b>-</b>	<b>2,738.1</b>
Professional & Outside Services	351.8	983.9	-	983.9

## Program Budget Unit Summary of Expenditure and Budget Request for All Funds

**Agency:** Department of Transportation

	FY 2023 Actuals	FY 2024 Expenditure Plan	FY 2025 Funding Issue	FY 2025 Total Request
<b>Program: DTA-1-0 Administration</b>				
<b>Sub Program: DTA-1-3 Arizona Highways Magazine</b>				
Travel In-State	0.5	4.0	-	4.0
Travel Out-Of-State	4.4	12.5	-	12.5
Food	-	-	-	-
Aid To Organizations & Individuals	-	-	-	-
Other Operating Expenditures	3,137.7	4,886.2	-	4,886.2
Capital Outlay	-	-	-	-
Capital Equipment	-	-	-	-
Non-Capital Equipment	6.7	14.5	-	14.5
Debt Service	-	-	-	-
Cost Allocation & Indirect Costs	-	-	-	-
Transfers-Out	-	-	-	-
<b>Expenditure Categories Total:</b>	<b>5,294.3</b>	<b>8,639.2</b>	-	<b>8,639.2</b>

### Fund Source

#### Non-Appropriated Funds

State Highway Fund (Non-Appropriated)	-	2,808.9	-	2,808.9
Arizona Highways Magazine Fund (Non-Appropriated)	5,294.3	5,830.3	-	5,830.3
<b>Non-Appropriated Funds Total:</b>	<b>5,294.3</b>	<b>8,639.2</b>	-	<b>8,639.2</b>
<b>Administration Total:</b>	<b>5,294.3</b>	<b>8,639.2</b>	-	<b>8,639.2</b>

### Sub Program: DTA-1-4 SLI Attorney General Legal Services

### Expenditure Categories

FTE	-	-	-	-
Personal Services	-	-	-	-
Employee Related Expenditures	-	-	-	-
<b>Subtotal Personal Services and ERE</b>	-	-	-	-
Professional & Outside Services	3,623.7	3,623.7	-	3,623.7
Travel In-State	-	-	-	-
Travel Out-Of-State	-	-	-	-
Food	-	-	-	-
Aid To Organizations & Individuals	-	-	-	-

## Program Budget Unit Summary of Expenditure and Budget Request for All Funds

**Agency:** Department of Transportation

	FY 2023 Actuals	FY 2024 Expenditure Plan	FY 2025 Funding Issue	FY 2025 Total Request
<b>Program: DTA-1-0 Administration</b>				
<b>Sub Program: DTA-1-4 SLI Attorney General Legal Services</b>				
Other Operating Expenditures	-	-	-	-
Capital Outlay	-	-	-	-
Capital Equipment	-	-	-	-
Non-Capital Equipment	-	-	-	-
Debt Service	-	-	-	-
Cost Allocation & Indirect Costs	-	-	-	-
Transfers-Out	-	-	-	-
<b>Expenditure Categories Total:</b>	<b>3,623.7</b>	<b>3,623.7</b>	<b>-</b>	<b>3,623.7</b>

**Fund Source**

**Appropriated Funds**

State Highway Fund (Appropriated)	3,623.7	3,623.7	-	3,623.7
<b>Appropriated Funds Total:</b>	<b>3,623.7</b>	<b>3,623.7</b>	<b>-</b>	<b>3,623.7</b>
<b>Administration Total:</b>	<b>3,623.7</b>	<b>3,623.7</b>	<b>-</b>	<b>3,623.7</b>

**Sub Program: DTA-1-9 SLI ADOT Fleet Replacement**

**Expenditure Categories**

FTE	-	-	-	-
Personal Services	-	-	-	-
Employee Related Expenditures	-	-	-	-
<b>Subtotal Personal Services and ERE</b>	<b>-</b>	<b>-</b>	<b>-</b>	<b>-</b>
Professional & Outside Services	-	-	-	-
Travel In-State	-	-	-	-
Travel Out-Of-State	-	-	-	-
Food	-	-	-	-
Aid To Organizations & Individuals	-	-	-	-
Other Operating Expenditures	199.1	-	-	-
Capital Outlay	-	-	-	-
Capital Equipment	16,601.9	22,400.0	-	22,400.0
Non-Capital Equipment	16.9	-	-	-
Debt Service	-	-	-	-
Cost Allocation & Indirect Costs	-	-	-	-

## Program Budget Unit Summary of Expenditure and Budget Request for All Funds

**Agency:** Department of Transportation

	FY 2023 Actuals	FY 2024 Expenditure Plan	FY 2025 Funding Issue	FY 2025 Total Request
<b>Program:</b> DTA-1-0 Administration				
<b>Sub Program:</b> DTA-1-9 SLI ADOT Fleet Replacement				
Transfers-Out	-	-	-	-
<b>Expenditure Categories Total:</b>	16,818.0	22,400.0	-	22,400.0

**Fund Source**

**Appropriated Funds**

State Highway Fund (Appropriated)	16,818.0	22,400.0	-	22,400.0
<b>Appropriated Funds Total:</b>	16,818.0	22,400.0	-	22,400.0
<b>Administration Total:</b>	16,818.0	22,400.0	-	22,400.0

**Sub Program: DTA-1-11 SLI Radio Replacement Lifecycle**

**Expenditure Categories**

FTE	-	-	-	-
Personal Services	-	-	-	-
Employee Related Expenditures	-	-	-	-
<b>Subtotal Personal Services and ERE</b>	-	-	-	-
Professional & Outside Services	-	-	-	-
Travel In-State	-	-	-	-
Travel Out-Of-State	-	-	-	-
Food	-	-	-	-
Aid To Organizations & Individuals	-	-	-	-
Other Operating Expenditures	-	-	-	-
Capital Outlay	-	-	-	-
Capital Equipment	-	1,656.1	-	1,656.1
Non-Capital Equipment	-	-	-	-
Debt Service	-	-	-	-
Cost Allocation & Indirect Costs	-	-	-	-
Transfers-Out	-	-	-	-
<b>Expenditure Categories Total:</b>	-	1,656.1	-	1,656.1

## Program Budget Unit Summary of Expenditure and Budget Request for All Funds

**Agency:** Department of Transportation

	FY 2023 Actuals	FY 2024 Expenditure Plan	FY 2025 Funding Issue	FY 2025 Total Request
--	--------------------	--------------------------------	--------------------------	--------------------------

**Program:** DTA-1-0 Administration

**Sub Program:** DTA-1-11 SLI Radio Replacement Lifecycle

**Fund Source**

**Appropriated Funds**

State Highway Fund (Appropriated)	-	1,656.1	-	1,656.1
<b>Appropriated Funds Total:</b>	-	1,656.1	-	1,656.1
<b>Administration Total:</b>	-	1,656.1	-	1,656.1

**Sub Program:** DTA-1-12 SLI Spaying and Neutering of Animals Fund Deposit

**Expenditure Categories**

FTE	-	-	-	-
Personal Services	-	-	-	-
Employee Related Expenditures	-	-	-	-
<b>Subtotal Personal Services and ERE</b>	-	-	-	-
Professional & Outside Services	-	-	-	-
Travel In-State	-	-	-	-
Travel Out-Of-State	-	-	-	-
Food	-	-	-	-
Aid To Organizations & Individuals	-	-	(550.0)	(550.0)
Other Operating Expenditures	-	-	-	-
Capital Outlay	-	-	-	-
Capital Equipment	-	-	-	-
Non-Capital Equipment	-	-	-	-
Debt Service	-	-	-	-
Cost Allocation & Indirect Costs	-	-	-	-
Transfers-Out	-	550.0	-	550.0
<b>Expenditure Categories Total:</b>	-	550.0	(550.0)	-

**Fund Source**

**Appropriated Funds**

General Fund (Appropriated)	-	550.0	(550.0)	-
<b>Appropriated Funds Total:</b>	-	550.0	(550.0)	-
<b>Administration Total:</b>	-	550.0	(550.0)	-



**Program Budget Unit Summary of Expenditure and Budget Request  
for All Funds**

**Agency:** Department of Transportation

	FY 2023 Actuals	FY 2024 Expenditure Plan	FY 2025 Funding Issue	FY 2025 Total Request
--	--------------------	--------------------------------	--------------------------	--------------------------

**Program:** DTA-1-0 Administration

**Sub Program:** DTA-1-12 SLI Spaying and Neutering of Animals Fund Deposit

## Program Budget Unit Summary of Expenditure and Budget Request for All Funds

**Agency:** Department of Transportation

	FY 2023 Actuals	FY 2024 Expenditure Plan	FY 2025 Funding Issue	FY 2025 Total Request
<b>Program:</b> DTA-2-0 Intermodal Transportation				

### Expenditure Categories

FTE	1,885.0	1,950.0	25.0	1,975.0
Personal Services	126,919.5	99,139.3	1,302.7	100,442.0
Employee Related Expenditures	53,872.0	44,738.5	694.9	45,433.4
<b>Subtotal Personal Services and ERE</b>	<b>180,791.5</b>	<b>143,877.8</b>	<b>1,997.6</b>	<b>145,875.4</b>
Professional & Outside Services	125,369.4	5,404.8	485.0	5,889.8
Travel In-State	1,073.7	511.0	-	511.0
Travel Out-Of-State	123.5	44.0	-	44.0
Food	3.6	-	-	-
Aid To Organizations & Individuals	45,007.1	1,000.0	-	1,000.0
Other Operating Expenditures	170,044.0	155,763.7	35,367.6	191,131.3
Capital Outlay	899,491.9	-	-	-
Capital Equipment	1,687.3	1,962.0	-	1,962.0
Non-Capital Equipment	1,727.7	450.0	-	450.0
Debt Service	-	-	-	-
Cost Allocation & Indirect Costs	170.1	-	-	-
Transfers-Out	4,205.4	75.0	-	75.0
<b>Expenditure Categories Total:</b>	<b>1,429,695.2</b>	<b>309,088.3</b>	<b>37,850.2</b>	<b>346,938.5</b>

### Fund Source

#### Appropriated Funds

General Fund (Appropriated)	-	-	-	-
State Aviation Fund (Appropriated)	326.0	604.8	-	604.8
State Highway Fund (Appropriated)	263,495.7	273,096.6	34,092.3	307,188.9
Highway Damage Recovery Account Fund (Appropriated)	7,988.6	8,000.8	-	8,000.8
ADOT Fleet Operations Fund (Appropriated)	20,964.3	25,209.0	4,007.9	29,216.9
Air Quality Fund (Appropriated)	253.6	1,127.1	(250.0)	877.1
<b>Appropriated Funds Total:</b>	<b>293,028.1</b>	<b>308,038.3</b>	<b>37,850.2</b>	<b>345,888.5</b>

## Program Budget Unit Summary of Expenditure and Budget Request for All Funds

**Agency:** Department of Transportation

	FY 2023 Actuals	FY 2024 Expenditure Plan	FY 2025 Funding Issue	FY 2025 Total Request
<b>Program: DTA-2-0 Intermodal Transportation</b>				
<b>Non-Appropriated Funds</b>				
General Fund (Non-Appropriated)	-	-	-	-
State Aviation Fund (Non-Appropriated)	384.2	-	-	-
Regional Area Road Fund - Maricopa County (Non-Appropriated)	514,878.8	-	-	-
State Highway Fund (Non-Appropriated)	471,678.6	50.0	-	50.0
ADOT Federal Programs Fund (Non- Appropriated)	19,448.3	-	-	-
Economic Strength Project Fund (Non- Appropriated)	498.7	1,000.0	-	1,000.0
Grant Anticipation Notes Fund (Non- Appropriated)	3,482.1	-	-	-
IGA and ISA Fund (Non-Appropriated)	0.8	-	-	-
ADOT Coronavirus State and Local Fiscal Recovery Fund (Non-Appropriated)	21,533.8	-	-	-
Local Agency Deposits Fund (Non- Appropriated)	111,957.8	-	-	-
Rental Tax and Bond Deposit Fund (Non- Appropriated)	(0.9)	-	-	-
State Highway Fund Bonds Debt Service Fund (Non-Appropriated)	(1.4)	-	-	-
Regional Area Road Fund Debt Service Fund (Non-Appropriated)	(7,194.4)	-	-	-
State Match Advantage for Rural Transportation (SMART) Fund (Non- Appropriated)	0.4	-	-	-
<b>Non-Appropriated Funds Total:</b>	<b>1,136,667.0</b>	<b>1,050.0</b>	<b>-</b>	<b>1,050.0</b>
<b>Intermodal Transportation Total:</b>	<b>1,429,695.2</b>	<b>309,088.3</b>	<b>37,850.2</b>	<b>346,938.5</b>

**Sub Program: DTA-2-1 SLI Highway Maintenance**

### Expenditure Categories

FTE	860.0	864.0	-	864.0
Personal Services	51,693.0	48,434.5	-	48,434.5
Employee Related Expenditures	23,093.5	23,139.5	-	23,139.5
<b>Subtotal Personal Services and ERE</b>	<b>74,786.5</b>	<b>71,574.0</b>	<b>-</b>	<b>71,574.0</b>
Professional & Outside Services	387.7	350.0	-	350.0
Travel In-State	404.0	331.0	-	331.0

## Program Budget Unit Summary of Expenditure and Budget Request for All Funds

**Agency:** Department of Transportation

	FY 2023 Actuals	FY 2024 Expenditure Plan	FY 2025 Funding Issue	FY 2025 Total Request
<b>Program: DTA-2-0 Intermodal Transportation</b>				
<b>Sub Program: DTA-2-1 SLI Highway Maintenance</b>				
Travel Out-Of-State	1.4	2.0	-	2.0
Food	-	-	-	-
Aid To Organizations & Individuals	12.8	-	-	-
Other Operating Expenditures	107,933.6	87,926.6	32,207.3	120,133.9
Capital Outlay	5.8	-	-	-
Capital Equipment	846.8	317.0	-	317.0
Non-Capital Equipment	323.2	260.0	-	260.0
Debt Service	-	-	-	-
Cost Allocation & Indirect Costs	-	-	-	-
Transfers-Out	-	-	-	-
<b>Expenditure Categories Total:</b>	<b>184,701.8</b>	<b>160,760.6</b>	<b>32,207.3</b>	<b>192,967.9</b>

### Fund Source

#### Appropriated Funds

State Highway Fund (Appropriated)	168,295.2	160,760.6	32,207.3	192,967.9
<b>Appropriated Funds Total:</b>	<b>168,295.2</b>	<b>160,760.6</b>	<b>32,207.3</b>	<b>192,967.9</b>

#### Non-Appropriated Funds

Regional Area Road Fund - Maricopa County (Non-Appropriated)	14,214.7	-	-	-
State Highway Fund (Non-Appropriated)	2,187.5	-	-	-
IGA and ISA Fund (Non-Appropriated)	0.8	-	-	-
ADOT Coronavirus State and Local Fiscal Recovery Fund (Non-Appropriated)	0.1	-	-	-
Local Agency Deposits Fund (Non- Appropriated)	3.3	-	-	-
<b>Non-Appropriated Funds Total:</b>	<b>16,406.5</b>	<b>-</b>	<b>-</b>	<b>-</b>
<b>Intermodal Transportation Total:</b>	<b>184,701.8</b>	<b>160,760.6</b>	<b>32,207.3</b>	<b>192,967.9</b>

### Sub Program: DTA-2-2 Construction

### Expenditure Categories

FTE	766.0	769.0	-	769.0
Personal Services	57,816.6	36,288.5	-	36,288.5

## Program Budget Unit Summary of Expenditure and Budget Request for All Funds

**Agency:** Department of Transportation

	FY 2023 Actuals	FY 2024 Expenditure Plan	FY 2025 Funding Issue	FY 2025 Total Request
<b>Program: DTA-2-0 Intermodal Transportation</b>				
<b>Sub Program: DTA-2-2 Construction</b>				
Employee Related Expenditures	23,210.7	15,173.8	-	15,173.8
<b>Subtotal Personal Services and ERE</b>	<b>81,027.3</b>	<b>51,462.3</b>	-	<b>51,462.3</b>
Professional & Outside Services	115,678.0	1,948.0	735.0	2,683.0
Travel In-State	532.4	169.0	-	169.0
Travel Out-Of-State	72.1	38.0	-	38.0
Food	3.6	-	-	-
Aid To Organizations & Individuals	1,070.4	-	-	-
Other Operating Expenditures	18,128.7	11,050.1	1,150.0	12,200.1
Capital Outlay	899,485.1	-	-	-
Capital Equipment	835.9	1,645.0	-	1,645.0
Non-Capital Equipment	1,178.6	180.0	-	180.0
Debt Service	-	-	-	-
Cost Allocation & Indirect Costs	-	-	-	-
Transfers-Out	2,746.0	-	-	-
<b>Expenditure Categories Total:</b>	<b>1,120,757.9</b>	<b>66,492.4</b>	<b>1,885.0</b>	<b>68,377.4</b>

## Program Budget Unit Summary of Expenditure and Budget Request for All Funds

**Agency:** Department of Transportation

	FY 2023 Actuals	FY 2024 Expenditure Plan	FY 2025 Funding Issue	FY 2025 Total Request
--	--------------------	--------------------------------	--------------------------	--------------------------

**Program:** DTA-2-0 Intermodal Transportation

**Sub Program:** DTA-2-2 Construction

### Fund Source

#### Appropriated Funds

General Fund (Appropriated)	-	-	-	-
State Highway Fund (Appropriated)	63,468.6	66,442.4	1,885.0	68,327.4
<b>Appropriated Funds Total:</b>	<b>63,468.6</b>	<b>66,442.4</b>	<b>1,885.0</b>	<b>68,327.4</b>

#### Non-Appropriated Funds

General Fund (Non-Appropriated)	-	-	-	-
Regional Area Road Fund - Maricopa County (Non-Appropriated)	500,656.5	-	-	-
State Highway Fund (Non-Appropriated)	452,661.7	50.0	-	50.0
Grant Anticipation Notes Fund (Non-Appropriated)	3,482.1	-	-	-
ADOT Coronavirus State and Local Fiscal Recovery Fund (Non-Appropriated)	21,533.7	-	-	-
Local Agency Deposits Fund (Non-Appropriated)	86,151.9	-	-	-
Rental Tax and Bond Deposit Fund (Non-Appropriated)	(0.9)	-	-	-
State Highway Fund Bonds Debt Service Fund (Non-Appropriated)	(1.4)	-	-	-
Regional Area Road Fund Debt Service Fund (Non-Appropriated)	(7,194.4)	-	-	-
<b>Non-Appropriated Funds Total:</b>	<b>1,057,289.3</b>	<b>50.0</b>	<b>-</b>	<b>50.0</b>
<b>Intermodal Transportation Total:</b>	<b>1,120,757.9</b>	<b>66,492.4</b>	<b>1,885.0</b>	<b>68,377.4</b>

**Sub Program:** DTA-2-3 Intermodal Transportation Planning

### Expenditure Categories

FTE	76.0	134.0	-	134.0
Personal Services	6,435.4	3,176.0	-	3,176.0
Employee Related Expenditures	2,516.9	1,241.5	-	1,241.5
<b>Subtotal Personal Services and ERE</b>	<b>8,952.3</b>	<b>4,417.5</b>	<b>-</b>	<b>4,417.5</b>
Professional & Outside Services	9,035.1	-	(250.0)	(250.0)
Travel In-State	67.2	11.0	-	11.0
Travel Out-Of-State	50.0	4.0	-	4.0

## Program Budget Unit Summary of Expenditure and Budget Request for All Funds

<b>Agency:</b>	<b>Department of Transportation</b>
----------------	-------------------------------------

	FY 2023 Actuals	FY 2024 Expenditure Plan	FY 2025 Funding Issue	FY 2025 Total Request
<b>Program: DTA-2-0 Intermodal Transportation</b>				
<b>Sub Program: DTA-2-3 Intermodal Transportation Planning</b>				
Food	-	-	-	-
Aid To Organizations & Individuals	43,923.9	1,000.0	-	1,000.0
Other Operating Expenditures	2,197.4	721.3	-	721.3
Capital Outlay	-	-	-	-
Capital Equipment	14.0	-	-	-
Non-Capital Equipment	131.7	10.0	-	10.0
Debt Service	-	-	-	-
Cost Allocation & Indirect Costs	170.1	-	-	-
Transfers-Out	1,459.5	75.0	-	75.0
<b>Expenditure Categories Total:</b>	<b>66,001.2</b>	<b>6,238.8</b>	<b>(250.0)</b>	<b>5,988.8</b>

<b>Fund Source</b>
--------------------

**Appropriated Funds**

State Aviation Fund (Appropriated)	326.0	604.8	-	604.8
State Highway Fund (Appropriated)	2,450.5	3,506.9	-	3,506.9
Air Quality Fund (Appropriated)	253.6	1,127.1	(250.0)	877.1
<b>Appropriated Funds Total:</b>	<b>3,030.1</b>	<b>5,238.8</b>	<b>(250.0)</b>	<b>4,988.8</b>

**Non-Appropriated Funds**

General Fund (Non-Appropriated)	-	-	-	-
State Aviation Fund (Non-Appropriated)	384.2	-	-	-
Regional Area Road Fund - Maricopa County (Non-Appropriated)	7.6	-	-	-
State Highway Fund (Non-Appropriated)	16,829.4	-	-	-
ADOT Federal Programs Fund (Non- Appropriated)	19,448.3	-	-	-
Economic Strength Project Fund (Non- Appropriated)	498.7	1,000.0	-	1,000.0
Local Agency Deposits Fund (Non- Appropriated)	25,802.6	-	-	-
State Match Advantage for Rural Transportation (SMART) Fund (Non- Appropriated)	0.4	-	-	-
<b>Non-Appropriated Funds Total:</b>	<b>62,971.2</b>	<b>1,000.0</b>	<b>-</b>	<b>1,000.0</b>
<b>Intermodal Transportation Total:</b>	<b>66,001.2</b>	<b>6,238.8</b>	<b>(250.0)</b>	<b>5,988.8</b>

## Program Budget Unit Summary of Expenditure and Budget Request for All Funds

**Agency:** Department of Transportation

	FY 2023 Actuals	FY 2024 Expenditure Plan	FY 2025 Funding Issue	FY 2025 Total Request
<b>Program:</b> DTA-2-0 Intermodal Transportation				
<b>Sub Program:</b> DTA-2-4 SLI Vehicles and Heavy Equipment				

<b>Expenditure Categories</b>				
FTE	183.0	183.0	25.0	208.0
Personal Services	10,568.8	10,388.6	1,302.7	11,691.3
Employee Related Expenditures	4,909.6	4,827.5	694.9	5,522.4
<b>Subtotal Personal Services and ERE</b>	<b>15,478.3</b>	<b>15,216.1</b>	<b>1,997.6</b>	<b>17,213.7</b>
Professional & Outside Services	268.5	-	-	-
Travel In-State	64.4	-	-	-
Travel Out-Of-State	-	-	-	-
Food	-	-	-	-
Aid To Organizations & Individuals	-	-	-	-
Other Operating Expenditures	5,067.9	9,992.9	2,010.3	12,003.2
Capital Outlay	0.2	-	-	-
Capital Equipment	(9.4)	-	-	-
Non-Capital Equipment	94.3	-	-	-
Debt Service	-	-	-	-
Cost Allocation & Indirect Costs	-	-	-	-
Transfers-Out	-	-	-	-
<b>Expenditure Categories Total:</b>	<b>20,964.3</b>	<b>25,209.0</b>	<b>4,007.9</b>	<b>29,216.9</b>

<b>Fund Source</b>				
<b>Appropriated Funds</b>				
ADOT Fleet Operations Fund (Appropriated)	20,964.3	25,209.0	4,007.9	29,216.9
<b>Appropriated Funds Total:</b>	<b>20,964.3</b>	<b>25,209.0</b>	<b>4,007.9</b>	<b>29,216.9</b>
<b>Intermodal Transportation Total:</b>	<b>20,964.3</b>	<b>25,209.0</b>	<b>4,007.9</b>	<b>29,216.9</b>

**Sub Program:** DTA-2-7 SLI Driver Safety and Livestock Control

<b>Expenditure Categories</b>				
FTE	-	-	-	-
Personal Services	79.6	100.0	-	100.0
Employee Related Expenditures	34.2	50.4	-	50.4
<b>Subtotal Personal Services and ERE</b>	<b>113.9</b>	<b>150.4</b>	<b>-</b>	<b>150.4</b>



## Program Budget Unit Summary of Expenditure and Budget Request for All Funds

**Agency:** Department of Transportation

	FY 2023 Actuals	FY 2024 Expenditure Plan	FY 2025 Funding Issue	FY 2025 Total Request
<b>Program: DTA-2-0 Intermodal Transportation</b>				
<b>Sub Program: DTA-2-7 SLI Driver Safety and Livestock Control</b>				
Professional & Outside Services	-	-	-	-
Travel In-State	-	-	-	-
Travel Out-Of-State	-	-	-	-
Food	-	-	-	-
Aid To Organizations & Individuals	-	-	-	-
Other Operating Expenditures	161.6	649.6	-	649.6
Capital Outlay	-	-	-	-
Capital Equipment	-	-	-	-
Non-Capital Equipment	-	-	-	-
Debt Service	-	-	-	-
Cost Allocation & Indirect Costs	-	-	-	-
Transfers-Out	-	-	-	-
<b>Expenditure Categories Total:</b>	<b>275.5</b>	<b>800.0</b>	<b>-</b>	<b>800.0</b>

### Fund Source

#### Appropriated Funds

State Highway Fund (Appropriated)	275.5	800.0	-	800.0
<b>Appropriated Funds Total:</b>	<b>275.5</b>	<b>800.0</b>	<b>-</b>	<b>800.0</b>
<b>Intermodal Transportation Total:</b>	<b>275.5</b>	<b>800.0</b>	<b>-</b>	<b>800.0</b>

### Sub Program: DTA-2-8 SLI Highway Damage Recovery Account

### Expenditure Categories

FTE	-	-	-	-
Personal Services	-	-	-	-
Employee Related Expenditures	-	-	-	-
<b>Subtotal Personal Services and ERE</b>	<b>-</b>	<b>-</b>	<b>-</b>	<b>-</b>
Professional & Outside Services	-	-	-	-
Travel In-State	-	-	-	-
Travel Out-Of-State	-	-	-	-
Food	-	-	-	-
Aid To Organizations & Individuals	-	-	-	-
Other Operating Expenditures	7,987.8	8,000.8	-	8,000.8

## Program Budget Unit Summary of Expenditure and Budget Request for All Funds

**Agency:** Department of Transportation

	FY 2023 Actuals	FY 2024 Expenditure Plan	FY 2025 Funding Issue	FY 2025 Total Request
<b>Program: DTA-2-0 Intermodal Transportation</b>				
<b>Sub Program: DTA-2-8 SLI Highway Damage Recovery Account</b>				
Capital Outlay	0.8	-	-	-
Capital Equipment	-	-	-	-
Non-Capital Equipment	-	-	-	-
Debt Service	-	-	-	-
Cost Allocation & Indirect Costs	-	-	-	-
Transfers-Out	-	-	-	-
<b>Expenditure Categories Total:</b>	7,988.6	8,000.8	-	8,000.8

### Fund Source

#### Appropriated Funds

Highway Damage Recovery Account Fund (Appropriated)	7,988.6	8,000.8	-	8,000.8
<b>Appropriated Funds Total:</b>	7,988.6	8,000.8	-	8,000.8
<b>Intermodal Transportation Total:</b>	7,988.6	8,000.8	-	8,000.8

### Sub Program: DTA-2-11 SLI Preventative Surface Treatments

### Expenditure Categories

FTE	-	-	-	-
Personal Services	326.0	751.7	-	751.7
Employee Related Expenditures	107.1	305.8	-	305.8
<b>Subtotal Personal Services and ERE</b>	433.2	1,057.5	-	1,057.5
Professional & Outside Services	-	-	-	-
Travel In-State	5.7	-	-	-
Travel Out-Of-State	-	-	-	-
Food	-	-	-	-
Aid To Organizations & Individuals	-	-	-	-
Other Operating Expenditures	28,567.0	35,084.5	-	35,084.5
Capital Outlay	-	-	-	-
Capital Equipment	-	-	-	-
Non-Capital Equipment	-	-	-	-
Debt Service	-	-	-	-
Cost Allocation & Indirect Costs	-	-	-	-

## Program Budget Unit Summary of Expenditure and Budget Request for All Funds

**Agency:** Department of Transportation

	FY 2023 Actuals	FY 2024 Expenditure Plan	FY 2025 Funding Issue	FY 2025 Total Request
--	--------------------	--------------------------------	--------------------------	--------------------------

**Program:** DTA-2-0 Intermodal Transportation

**Sub Program:** DTA-2-11 SLI Preventative Surface Treatments

Transfers-Out	-	-	-	-
<b>Expenditure Categories Total:</b>	29,005.8	36,142.0	-	36,142.0

**Fund Source**

**Appropriated Funds**

State Highway Fund (Appropriated)	29,005.8	36,142.0	-	36,142.0
<b>Appropriated Funds Total:</b>	29,005.8	36,142.0	-	36,142.0
<b>Intermodal Transportation Total:</b>	29,005.8	36,142.0	-	36,142.0

**Sub Program:** DTA-2-12 SLI One-Time ADOT Fleet Fuel Inflation Funding

**Expenditure Categories**

FTE	-	-	-	-
Personal Services	-	-	-	-
Employee Related Expenditures	-	-	-	-
<b>Subtotal Personal Services and ERE</b>	-	-	-	-
Professional & Outside Services	-	-	-	-
Travel In-State	-	-	-	-
Travel Out-Of-State	-	-	-	-
Food	-	-	-	-
Aid To Organizations & Individuals	-	-	-	-
Other Operating Expenditures	-	2,337.9	-	2,337.9
Capital Outlay	-	-	-	-
Capital Equipment	-	-	-	-
Non-Capital Equipment	-	-	-	-
Debt Service	-	-	-	-
Cost Allocation & Indirect Costs	-	-	-	-
Transfers-Out	-	-	-	-
<b>Expenditure Categories Total:</b>	-	2,337.9	-	2,337.9

## Program Budget Unit Summary of Expenditure and Budget Request for All Funds

**Agency:** Department of Transportation

	FY 2023 Actuals	FY 2024 Expenditure Plan	FY 2025 Funding Issue	FY 2025 Total Request
--	--------------------	--------------------------------	--------------------------	--------------------------

**Program:** DTA-2-0 Intermodal Transportation

**Sub Program:** DTA-2-12 SLI One-Time ADOT Fleet Fuel Inflation Funding

**Fund Source**

**Appropriated Funds**

State Highway Fund (Appropriated)	-	2,337.9	-	2,337.9
<b>Appropriated Funds Total:</b>	-	2,337.9	-	2,337.9
<b>Intermodal Transportation Total:</b>	-	2,337.9	-	2,337.9

**Sub Program:** DTA-2-13 SLI Targeted Statewide Litter Removal

**Expenditure Categories**

FTE	-	-	-	-
Personal Services	-	-	-	-
Employee Related Expenditures	-	-	-	-
<b>Subtotal Personal Services and ERE</b>	-	-	-	-
Professional & Outside Services	-	3,106.8	-	3,106.8
Travel In-State	-	-	-	-
Travel Out-Of-State	-	-	-	-
Food	-	-	-	-
Aid To Organizations & Individuals	-	-	-	-
Other Operating Expenditures	-	-	-	-
Capital Outlay	-	-	-	-
Capital Equipment	-	-	-	-
Non-Capital Equipment	-	-	-	-
Debt Service	-	-	-	-
Cost Allocation & Indirect Costs	-	-	-	-
Transfers-Out	-	-	-	-
<b>Expenditure Categories Total:</b>	-	3,106.8	-	3,106.8

**Fund Source**

**Appropriated Funds**

State Highway Fund (Appropriated)	-	3,106.8	-	3,106.8
<b>Appropriated Funds Total:</b>	-	3,106.8	-	3,106.8
<b>Intermodal Transportation Total:</b>	-	3,106.8	-	3,106.8

**Program Budget Unit Summary of Expenditure and Budget Request  
for All Funds**

**Agency:** Department of Transportation

	FY 2023 Actuals	FY 2024 Expenditure Plan	FY 2025 Funding Issue	FY 2025 Total Request
--	--------------------	--------------------------------	--------------------------	--------------------------

**Program:** DTA-2-0 Intermodal Transportation

**Sub Program:** DTA-2-13 SLI Targeted Statewide Litter Removal

## Program Budget Unit Summary of Expenditure and Budget Request for All Funds

**Agency:** Department of Transportation

	FY 2023 Actuals	FY 2024 Expenditure Plan	FY 2025 Funding Issue	FY 2025 Total Request
<b>Program: DTA-3-0 Motor Vehicle</b>				

### Expenditure Categories

FTE	1,330.0	1,125.0	-	1,125.0
Personal Services	53,495.8	54,100.9	-	54,100.9
Employee Related Expenditures	25,209.6	26,502.1	-	26,502.1
<b>Subtotal Personal Services and ERE</b>	<b>78,705.4</b>	<b>80,603.0</b>	<b>-</b>	<b>80,603.0</b>
Professional & Outside Services	4,149.0	2,114.2	-	2,114.2
Travel In-State	326.4	199.0	-	199.0
Travel Out-Of-State	47.7	38.1	-	38.1
Food	2.9	2.0	-	2.0
Aid To Organizations & Individuals	5,971.6	6,897.5	-	6,897.5
Other Operating Expenditures	36,298.4	33,269.2	(1,356.8)	31,912.4
Capital Outlay	45.6	70.2	-	70.2
Capital Equipment	126.5	50.0	-	50.0
Non-Capital Equipment	1,355.7	490.0	-	490.0
Debt Service	-	-	-	-
Cost Allocation & Indirect Costs	-	-	-	-
Transfers-Out	350.0	-	-	-
<b>Expenditure Categories Total:</b>	<b>127,379.3</b>	<b>123,733.2</b>	<b>(1,356.8)</b>	<b>122,376.4</b>

### Fund Source

#### Appropriated Funds

State Highway Fund (Appropriated)	106,812.6	106,797.9	(1,356.8)	105,441.1
Ignition Interlock Device Fund (Appropriated)	329.3	358.7	-	358.7
Vehicle Inspection and Certificate of Title Enforcement Fund (Appropriated)	1,305.8	1,645.8	-	1,645.8
Motor Vehicle Liability Insurance Enforcement Fund (Appropriated)	3,252.8	1,570.6	-	1,570.6
Highway User Revenue Fund (Appropriated)	733.1	862.7	-	862.7
<b>Appropriated Funds Total:</b>	<b>112,433.6</b>	<b>111,235.7</b>	<b>(1,356.8)</b>	<b>109,878.9</b>

## Program Budget Unit Summary of Expenditure and Budget Request for All Funds

**Agency:** Department of Transportation

	FY 2023 Actuals	FY 2024 Expenditure Plan	FY 2025 Funding Issue	FY 2025 Total Request
<b>Program: DTA-3-0 Motor Vehicle</b>				
<b>Non-Appropriated Funds</b>				
State Highway Fund (Non-Appropriated)	6,292.2	4,600.0	-	4,600.0
Abandoned Vehicles Administration Fund (Non-Appropriated)	865.5	1,000.0	-	1,000.0
Cash Deposits Fund (Non-Appropriated)	(0.6)	-	-	-
Motor Carrier Safety Revolving Fund (Non-Appropriated)	0.5	-	-	-
IGA and ISA Fund (Non-Appropriated)	1,757.0	-	-	-
Statewide Special Plates Fund (Non-Appropriated)	5,971.6	6,897.5	-	6,897.5
ADOT Coronavirus State and Local Fiscal Recovery Fund (Non-Appropriated)	59.5	-	-	-
<b>Non-Appropriated Funds Total:</b>	<b>14,945.7</b>	<b>12,497.5</b>	<b>-</b>	<b>12,497.5</b>
<b>Motor Vehicle Total:</b>	<b>127,379.3</b>	<b>123,733.2</b>	<b>(1,356.8)</b>	<b>122,376.4</b>

**Sub Program: DTA-3-1 Customer Services**

### Expenditure Categories

FTE	843.0	835.0	-	835.0
Personal Services	36,667.1	35,833.7	-	35,833.7
Employee Related Expenditures	17,364.8	18,187.4	-	18,187.4
<b>Subtotal Personal Services and ERE</b>	<b>54,031.9</b>	<b>54,021.1</b>	<b>-</b>	<b>54,021.1</b>
Professional & Outside Services	4,068.7	1,588.5	-	1,588.5
Travel In-State	148.0	107.8	-	107.8
Travel Out-Of-State	8.8	3.1	-	3.1
Food	-	-	-	-
Aid To Organizations & Individuals	5,971.6	6,897.5	-	6,897.5
Other Operating Expenditures	30,164.5	29,304.0	(1,020.0)	28,284.0
Capital Outlay	45.3	70.2	-	70.2
Capital Equipment	-	-	-	-
Non-Capital Equipment	424.2	240.0	-	240.0
Debt Service	-	-	-	-
Cost Allocation & Indirect Costs	-	-	-	-
Transfers-Out	-	-	-	-
<b>Expenditure Categories Total:</b>	<b>94,862.9</b>	<b>92,232.2</b>	<b>(1,020.0)</b>	<b>91,212.2</b>

## Program Budget Unit Summary of Expenditure and Budget Request for All Funds

**Agency:** Department of Transportation

	FY 2023 Actuals	FY 2024 Expenditure Plan	FY 2025 Funding Issue	FY 2025 Total Request
<b>Program:</b> DTA-3-0 Motor Vehicle				
<b>Sub Program:</b> DTA-3-1 Customer Services				

### Fund Source

#### Appropriated Funds

State Highway Fund (Appropriated)	80,820.6	78,856.1	(1,020.0)	77,836.1
Ignition Interlock Device Fund (Appropriated)	329.3	358.7	-	358.7
Motor Vehicle Liability Insurance Enforcement Fund (Appropriated)	687.1	519.9	-	519.9
<b>Appropriated Funds Total:</b>	<b>81,837.0</b>	<b>79,734.7</b>	<b>(1,020.0)</b>	<b>78,714.7</b>

#### Non-Appropriated Funds

State Highway Fund (Non-Appropriated)	4,431.8	4,600.0	-	4,600.0
Abandoned Vehicles Administration Fund (Non-Appropriated)	865.5	1,000.0	-	1,000.0
IGA and ISA Fund (Non-Appropriated)	1,757.0	-	-	-
Statewide Special Plates Fund (Non-Appropriated)	5,971.6	6,897.5	-	6,897.5
<b>Non-Appropriated Funds Total:</b>	<b>13,025.9</b>	<b>12,497.5</b>	<b>-</b>	<b>12,497.5</b>
<b>Motor Vehicle Total:</b>	<b>94,862.9</b>	<b>92,232.2</b>	<b>(1,020.0)</b>	<b>91,212.2</b>

**Sub Program:** DTA-3-2 Motor Vehicle Enforcement Services

### Expenditure Categories

FTE	463.0	265.0	-	265.0
Personal Services	15,668.0	17,073.1	-	17,073.1
Employee Related Expenditures	7,347.5	7,637.6	-	7,637.6
<b>Subtotal Personal Services and ERE</b>	<b>23,015.5</b>	<b>24,710.7</b>	<b>-</b>	<b>24,710.7</b>
Professional & Outside Services	26.1	525.7	-	525.7
Travel In-State	178.2	91.0	-	91.0
Travel Out-Of-State	38.9	35.0	-	35.0
Food	2.9	2.0	-	2.0
Aid To Organizations & Individuals	-	-	-	-
Other Operating Expenditures	4,878.5	3,642.6	(336.8)	3,305.8
Capital Outlay	0.3	-	-	-
Capital Equipment	126.5	50.0	-	50.0
Non-Capital Equipment	931.6	250.0	-	250.0



## Program Budget Unit Summary of Expenditure and Budget Request for All Funds

**Agency:** Department of Transportation

	FY 2023 Actuals	FY 2024 Expenditure Plan	FY 2025 Funding Issue	FY 2025 Total Request
<b>Program: DTA-3-0 Motor Vehicle</b>				
<b>Sub Program: DTA-3-2 Motor Vehicle Enforcement Services</b>				
Debt Service	-	-	-	-
Cost Allocation & Indirect Costs	-	-	-	-
Transfers-Out	350.0	-	-	-
<b>Expenditure Categories Total:</b>	<b>29,548.6</b>	<b>29,307.0</b>	<b>(336.8)</b>	<b>28,970.2</b>

### Fund Source

#### Appropriated Funds

State Highway Fund (Appropriated)	24,384.7	26,184.1	(336.8)	25,847.3
Vehicle Inspection and Certificate of Title Enforcement Fund (Appropriated)	1,225.1	1,552.6	-	1,552.6
Motor Vehicle Liability Insurance Enforcement Fund (Appropriated)	1,407.6	948.4	-	948.4
Highway User Revenue Fund (Appropriated)	611.5	621.9	-	621.9
<b>Appropriated Funds Total:</b>	<b>27,628.8</b>	<b>29,307.0</b>	<b>(336.8)</b>	<b>28,970.2</b>

#### Non-Appropriated Funds

State Highway Fund (Non-Appropriated)	1,860.4	-	-	-
Cash Deposits Fund (Non-Appropriated)	(0.6)	-	-	-
Motor Carrier Safety Revolving Fund (Non-Appropriated)	0.5	-	-	-
ADOT Coronavirus State and Local Fiscal Recovery Fund (Non-Appropriated)	59.5	-	-	-
<b>Non-Appropriated Funds Total:</b>	<b>1,919.8</b>	<b>-</b>	<b>-</b>	<b>-</b>
<b>Motor Vehicle Total:</b>	<b>29,548.6</b>	<b>29,307.0</b>	<b>(336.8)</b>	<b>28,970.2</b>

### Sub Program: DTA-3-5 SLI Authorized Third Parties

### Expenditure Categories

FTE	24.0	25.0	-	25.0
Personal Services	1,160.7	1,194.1	-	1,194.1
Employee Related Expenditures	497.3	677.1	-	677.1
<b>Subtotal Personal Services and ERE</b>	<b>1,658.0</b>	<b>1,871.2</b>	<b>-</b>	<b>1,871.2</b>
Professional & Outside Services	54.2	-	-	-
Travel In-State	0.2	0.2	-	0.2
Travel Out-Of-State	-	-	-	-

## Program Budget Unit Summary of Expenditure and Budget Request for All Funds

**Agency:** Department of Transportation

	FY 2023 Actuals	FY 2024 Expenditure Plan	FY 2025 Funding Issue	FY 2025 Total Request
<b>Program: DTA-3-0 Motor Vehicle</b>				
<b>Sub Program: DTA-3-5 SLI Authorized Third Parties</b>				
Food	-	-	-	-
Aid To Organizations & Individuals	-	-	-	-
Other Operating Expenditures	184.0	322.6	-	322.6
Capital Outlay	-	-	-	-
Capital Equipment	-	-	-	-
Non-Capital Equipment	-	-	-	-
Debt Service	-	-	-	-
Cost Allocation & Indirect Costs	-	-	-	-
Transfers-Out	-	-	-	-
<b>Expenditure Categories Total:</b>	<b>1,896.4</b>	<b>2,194.0</b>	<b>-</b>	<b>2,194.0</b>

### Fund Source

#### Appropriated Funds

State Highway Fund (Appropriated)	1,607.4	1,757.7	-	1,757.7
Vehicle Inspection and Certificate of Title Enforcement Fund (Appropriated)	80.8	93.2	-	93.2
Motor Vehicle Liability Insurance Enforcement Fund (Appropriated)	86.6	102.3	-	102.3
Highway User Revenue Fund (Appropriated)	121.6	240.8	-	240.8
<b>Appropriated Funds Total:</b>	<b>1,896.4</b>	<b>2,194.0</b>	<b>-</b>	<b>2,194.0</b>
<b>Motor Vehicle Total:</b>	<b>1,896.4</b>	<b>2,194.0</b>	<b>-</b>	<b>2,194.0</b>

### Sub Program: DTA-3-6 SLI Driver License Security Software

### Expenditure Categories

FTE	-	-	-	-
Personal Services	-	-	-	-
Employee Related Expenditures	-	-	-	-
<b>Subtotal Personal Services and ERE</b>	<b>-</b>	<b>-</b>	<b>-</b>	<b>-</b>
Professional & Outside Services	-	-	-	-
Travel In-State	-	-	-	-
Travel Out-Of-State	-	-	-	-
Food	-	-	-	-

## Program Budget Unit Summary of Expenditure and Budget Request for All Funds

<b>Agency:</b>	Department of Transportation
----------------	------------------------------

	FY 2023 Actuals	FY 2024 Expenditure Plan	FY 2025 Funding Issue	FY 2025 Total Request
<b>Program: DTA-3-0 Motor Vehicle</b>				
<b>Sub Program: DTA-3-6 SLI Driver License Security Software</b>				
Aid To Organizations & Individuals	-	-	-	-
Other Operating Expenditures	1,071.4	-	-	-
Capital Outlay	-	-	-	-
Capital Equipment	-	-	-	-
Non-Capital Equipment	-	-	-	-
Debt Service	-	-	-	-
Cost Allocation & Indirect Costs	-	-	-	-
Transfers-Out	-	-	-	-
<b>Expenditure Categories Total:</b>	1,071.4	-	-	-

<b>Fund Source</b>
--------------------

**Appropriated Funds**

Motor Vehicle Liability Insurance Enforcement Fund (Appropriated)	1,071.4	-	-	-
<b>Appropriated Funds Total:</b>	1,071.4	-	-	-
<b>Motor Vehicle Total:</b>	1,071.4	-	-	-

## Program Budget Unit Summary of Expenditure and Budget Request for All Funds

**Agency:** Department of Transportation

	FY 2023 Actuals	FY 2024 Expenditure Plan	FY 2025 Funding Issue	FY 2025 Total Request
<b>Program:</b> DTA-4-0 State Motor Vehicle Fleet				

### Expenditure Categories

FTE	-	-	-	-
Personal Services	-	-	-	-
Employee Related Expenditures	-	-	-	-
<b>Subtotal Personal Services and ERE</b>	-	-	-	-
Professional & Outside Services	-	-	-	-
Travel In-State	-	-	-	-
Travel Out-Of-State	-	-	-	-
Food	-	-	-	-
Aid To Organizations & Individuals	-	-	-	-
Other Operating Expenditures	21,790.5	30,454.4	2,938.5	33,392.9
Capital Outlay	-	-	-	-
Capital Equipment	9,414.7	25,000.0	2,798.1	27,798.1
Non-Capital Equipment	7.3	-	-	-
Debt Service	-	-	-	-
Cost Allocation & Indirect Costs	900.0	-	-	-
Transfers-Out	-	-	-	-
<b>Expenditure Categories Total:</b>	32,112.5	55,454.4	5,736.6	61,191.0

### Fund Source

#### Appropriated Funds

Air Quality Fund (Appropriated)	-	-	-	-
State Fleet Operations Fund (Appropriated)	22,731.6	30,454.4	2,938.5	33,392.9
State Fleet Vehicle Replacement Fund (Appropriated)	9,380.9	25,000.0	2,798.1	27,798.1
<b>Appropriated Funds Total:</b>	32,112.5	55,454.4	5,736.6	61,191.0
<b>State Motor Vehicle Fleet Total:</b>	32,112.5	55,454.4	5,736.6	61,191.0

**Sub Program:** DTA-4-2 SLI State Fleet Operations

### Expenditure Categories

FTE	-	-	-	-
Personal Services	-	-	-	-

## Program Budget Unit Summary of Expenditure and Budget Request for All Funds

**Agency:** Department of Transportation

	FY 2023 Actuals	FY 2024 Expenditure Plan	FY 2025 Funding Issue	FY 2025 Total Request
<b>Program: DTA-4-0 State Motor Vehicle Fleet</b>				
<b>Sub Program: DTA-4-2 SLI State Fleet Operations</b>				
Employee Related Expenditures	-	-	-	-
<b>Subtotal Personal Services and ERE</b>	-	-	-	-
Professional & Outside Services	-	-	-	-
Travel In-State	-	-	-	-
Travel Out-Of-State	-	-	-	-
Food	-	-	-	-
Aid To Organizations & Individuals	-	-	-	-
Other Operating Expenditures	21,790.5	30,454.4	2,938.5	33,392.9
Capital Outlay	-	-	-	-
Capital Equipment	41.1	-	-	-
Non-Capital Equipment	(0.0)	-	-	-
Debt Service	-	-	-	-
Cost Allocation & Indirect Costs	900.0	-	-	-
Transfers-Out	-	-	-	-
<b>Expenditure Categories Total:</b>	<b>22,731.6</b>	<b>30,454.4</b>	<b>2,938.5</b>	<b>33,392.9</b>

### Fund Source

#### Appropriated Funds

Air Quality Fund (Appropriated)	-	-	-	-
State Fleet Operations Fund (Appropriated)	22,731.6	30,454.4	2,938.5	33,392.9
<b>Appropriated Funds Total:</b>	<b>22,731.6</b>	<b>30,454.4</b>	<b>2,938.5</b>	<b>33,392.9</b>
<b>State Motor Vehicle Fleet Total:</b>	<b>22,731.6</b>	<b>30,454.4</b>	<b>2,938.5</b>	<b>33,392.9</b>

#### Sub Program: DTA-4-3 SLI State Fleet Vehicle Replacement

### Expenditure Categories

FTE	-	-	-	-
Personal Services	-	-	-	-
Employee Related Expenditures	-	-	-	-
<b>Subtotal Personal Services and ERE</b>	<b>-</b>	<b>-</b>	<b>-</b>	<b>-</b>
Professional & Outside Services	-	-	-	-
Travel In-State	-	-	-	-
Travel Out-Of-State	-	-	-	-

## Program Budget Unit Summary of Expenditure and Budget Request for All Funds

<b>Agency:</b>	Department of Transportation
----------------	------------------------------

	FY 2023 Actuals	FY 2024 Expenditure Plan	FY 2025 Funding Issue	FY 2025 Total Request
<b>Program: DTA-4-0 State Motor Vehicle Fleet</b>				
<b>Sub Program: DTA-4-3 SLI State Fleet Vehicle Replacement</b>				
Food	-	-	-	-
Aid To Organizations & Individuals	-	-	-	-
Other Operating Expenditures	-	-	-	-
Capital Outlay	-	-	-	-
Capital Equipment	9,373.6	25,000.0	2,798.1	27,798.1
Non-Capital Equipment	7.3	-	-	-
Debt Service	-	-	-	-
Cost Allocation & Indirect Costs	-	-	-	-
Transfers-Out	-	-	-	-
<b>Expenditure Categories Total:</b>	<b>9,380.9</b>	<b>25,000.0</b>	<b>2,798.1</b>	<b>27,798.1</b>

<b>Fund Source</b>
--------------------

**Appropriated Funds**

State Fleet Vehicle Replacement Fund (Appropriated)	9,380.9	25,000.0	2,798.1	27,798.1
<b>Appropriated Funds Total:</b>	<b>9,380.9</b>	<b>25,000.0</b>	<b>2,798.1</b>	<b>27,798.1</b>
<b>State Motor Vehicle Fleet Total:</b>	<b>9,380.9</b>	<b>25,000.0</b>	<b>2,798.1</b>	<b>27,798.1</b>

## Program Budget Unit Summary of Expenditure and Budget Request for Selected Funds

<b>Agency:</b>	Department of Transportation
----------------	------------------------------

	FY 2023 Actuals	FY 2024 Expenditure Plan	FY 2025 Funding Issue	FY 2025 Total Request
<b>Program:</b> <b>DTA-1-0 Administration</b>				

<b>Fund:</b>	<b>AA1000 General Fund</b>
--------------	----------------------------

<b>Appropriated</b>
---------------------

Personal Services	-	-	-	-
Employee Related Expenditures	-	-	-	-
<b>Subtotal Personal Services and ERE</b>	<b>-</b>	<b>-</b>	<b>-</b>	<b>-</b>
Professional & Outside Services	-	-	-	-
Travel In-State	-	-	-	-
Travel Out-Of-State	-	-	-	-
Food	-	-	-	-
Aid To Organizations & Individuals	-	-	(550.0)	(550.0)
Other Operating Expenditures	-	-	-	-
Capital Outlay	-	-	-	-
Capital Equipment	-	-	-	-
Non-Capital Equipment	-	-	-	-
Debt Service	-	-	-	-
Cost Allocation & Indirect Costs	-	-	-	-
Transfers-Out	-	550.0	-	550.0
<b>Expenditure Categories Total:</b>	<b>-</b>	<b>550.0</b>	<b>(550.0)</b>	<b>-</b>

<b>Non-Appropriated</b>
-------------------------

Personal Services	-	-	-	-
Employee Related Expenditures	-	-	-	-
<b>Subtotal Personal Services and ERE</b>	<b>-</b>	<b>-</b>	<b>-</b>	<b>-</b>
Professional & Outside Services	-	-	-	-
Travel In-State	-	-	-	-
Travel Out-Of-State	-	-	-	-
Food	-	-	-	-
Aid To Organizations & Individuals	-	-	-	-
Other Operating Expenditures	-	-	-	-
Capital Outlay	-	-	-	-
Capital Equipment	-	-	-	-
Non-Capital Equipment	-	-	-	-
Debt Service	-	-	-	-

## Program Budget Unit Summary of Expenditure and Budget Request for Selected Funds

**Agency:** Department of Transportation

	FY 2023 Actuals	FY 2024 Expenditure Plan	FY 2025 Funding Issue	FY 2025 Total Request
<b>Program:</b> DTA-1-0 Administration				
<b>Fund:</b> AA1000 General Fund				
Cost Allocation & Indirect Costs	-	-	-	-
Transfers-Out	-	-	-	-
<b>Expenditure Categories Total:</b>	-	-	-	-
<b>General Fund Total:</b>	-	550.0	(550.0)	-

**Fund:** DT2005 State Aviation Fund

### Appropriated

Personal Services	18.6	30.0	-	30.0
Employee Related Expenditures	6.8	15.0	-	15.0
<b>Subtotal Personal Services and ERE</b>	<b>25.4</b>	<b>45.0</b>	<b>-</b>	<b>45.0</b>
Professional & Outside Services	227.6	80.0	-	80.0
Travel In-State	3.2	2.5	-	2.5
Travel Out-Of-State	1.8	2.5	-	2.5
Food	-	-	-	-
Aid To Organizations & Individuals	-	-	-	-
Other Operating Expenditures	1,327.1	1,516.8	18.1	1,534.9
Capital Outlay	70.5	-	-	-
Capital Equipment	5.3	5.0	-	5.0
Non-Capital Equipment	5.0	5.0	-	5.0
Debt Service	-	-	-	-
Cost Allocation & Indirect Costs	-	-	-	-
Transfers-Out	-	-	-	-
<b>Expenditure Categories Total:</b>	<b>1,666.0</b>	<b>1,656.8</b>	<b>18.1</b>	<b>1,674.9</b>

### Non-Appropriated

Personal Services	579.7	-	-	-
Employee Related Expenditures	264.5	-	-	-
<b>Subtotal Personal Services and ERE</b>	<b>844.2</b>	<b>-</b>	<b>-</b>	<b>-</b>
Professional & Outside Services	41.4	-	-	-
Travel In-State	-	-	-	-



## Program Budget Unit Summary of Expenditure and Budget Request for Selected Funds

**Agency:** Department of Transportation

	FY 2023 Actuals	FY 2024 Expenditure Plan	FY 2025 Funding Issue	FY 2025 Total Request
<b>Program: DTA-1-0 Administration</b>				
<b>Fund: DT2005 State Aviation Fund</b>				
Travel Out-Of-State	-	-	-	-
Food	-	-	-	-
Aid To Organizations & Individuals	-	-	-	-
Other Operating Expenditures	222.5	-	-	-
Capital Outlay	-	-	-	-
Capital Equipment	-	-	-	-
Non-Capital Equipment	1.4	-	-	-
Debt Service	-	-	-	-
Cost Allocation & Indirect Costs	-	-	-	-
Transfers-Out	-	-	-	-
<b>Expenditure Categories Total:</b>	<b>1,109.4</b>	-	-	-
<b>State Aviation Fund Total:</b>	<b>2,775.4</b>	<b>1,656.8</b>	<b>18.1</b>	<b>1,674.9</b>

**Fund: DT2029 Regional Area Road Fund - Maricopa County**

<b>Non-Appropriated</b>				
Personal Services	1,763.5	-	-	-
Employee Related Expenditures	27.5	-	-	-
<b>Subtotal Personal Services and ERE</b>	<b>1,791.0</b>	-	-	-
Professional & Outside Services	64.2	-	-	-
Travel In-State	-	-	-	-
Travel Out-Of-State	-	-	-	-
Food	-	-	-	-
Aid To Organizations & Individuals	41,629.7	-	-	-
Other Operating Expenditures	1,024.3	-	-	-
Capital Outlay	-	-	-	-
Capital Equipment	-	-	-	-
Non-Capital Equipment	-	-	-	-
Debt Service	-	-	-	-
Cost Allocation & Indirect Costs	27,200.5	-	-	-
Transfers-Out	141,497.7	-	-	-

## Program Budget Unit Summary of Expenditure and Budget Request for Selected Funds

**Agency:** Department of Transportation

	FY 2023 Actuals	FY 2024 Expenditure Plan	FY 2025 Funding Issue	FY 2025 Total Request
<b>Program:</b> DTA-1-0 Administration				
<b>Fund:</b> DT2029 Regional Area Road Fund - Maricopa County				
<b>Expenditure Categories Total:</b>	213,207.4	-	-	-
<b>Regional Area Road Fund - Maricopa County Total:</b>	213,207.4	-	-	-

**Fund:** DT2030 State Highway Fund

### Appropriated

Personal Services	33,163.8	43,709.0	-	43,709.0
Employee Related Expenditures	16,772.9	19,401.5	-	19,401.5
<b>Subtotal Personal Services and ERE</b>	<b>49,936.7</b>	<b>63,110.5</b>	<b>-</b>	<b>63,110.5</b>
Professional & Outside Services	11,565.3	10,340.4	-	10,340.4
Travel In-State	69.2	83.6	-	83.6
Travel Out-Of-State	94.6	74.5	-	74.5
Food	-	-	-	-
Aid To Organizations & Individuals	1.9	-	-	-
Other Operating Expenditures	46,452.1	268.5	662.0	930.5
Capital Outlay	19.7	0.8	-	0.8
Capital Equipment	16,998.1	24,585.6	-	24,585.6
Non-Capital Equipment	1,391.5	801.5	335.9	1,137.4
Debt Service	-	-	-	-
Cost Allocation & Indirect Costs	(48,385.5)	-	-	-
Transfers-Out	515.7	-	-	-
<b>Expenditure Categories Total:</b>	<b>78,659.3</b>	<b>99,265.4</b>	<b>997.9</b>	<b>100,263.3</b>

### Non-Appropriated

Personal Services	6,878.8	566.7	-	566.7
Employee Related Expenditures	440.1	220.7	-	220.7
<b>Subtotal Personal Services and ERE</b>	<b>7,318.9</b>	<b>787.4</b>	<b>-</b>	<b>787.4</b>
Professional & Outside Services	630.5	45.9	-	45.9
Travel In-State	12.1	2.0	-	2.0
Travel Out-Of-State	19.0	-	-	-
Food	-	-	-	-
Aid To Organizations & Individuals	8,720.0	-	-	-

## Program Budget Unit Summary of Expenditure and Budget Request for Selected Funds

**Agency:** Department of Transportation

	FY 2023 Actuals	FY 2024 Expenditure Plan	FY 2025 Funding Issue	FY 2025 Total Request
<b>Program: DTA-1-0 Administration</b>				
<b>Fund: DT2030 State Highway Fund</b>				
Other Operating Expenditures	8,066.7	1,973.6	-	1,973.6
Capital Outlay	(26.7)	-	-	-
Capital Equipment	16.9	-	-	-
Non-Capital Equipment	65.0	-	-	-
Debt Service	-	-	-	-
Cost Allocation & Indirect Costs	4,512.0	-	-	-
Transfers-Out	26,903.4	-	-	-
<b>Expenditure Categories Total:</b>	<b>56,237.6</b>	<b>2,808.9</b>	-	<b>2,808.9</b>
<b>State Highway Fund Total:</b>	<b>134,896.9</b>	<b>102,074.3</b>	<b>997.9</b>	<b>103,072.2</b>

**Fund: DT2031 Arizona Highways Magazine Fund**

<b>Non-Appropriated</b>				
Personal Services	1,293.9	1,429.8	-	1,429.8
Employee Related Expenditures	499.3	520.9	-	520.9
<b>Subtotal Personal Services and ERE</b>	<b>1,793.2</b>	<b>1,950.7</b>	-	<b>1,950.7</b>
Professional & Outside Services	351.8	938.0	-	938.0
Travel In-State	0.5	2.0	-	2.0
Travel Out-Of-State	4.4	12.5	-	12.5
Food	-	-	-	-
Aid To Organizations & Individuals	-	-	-	-
Other Operating Expenditures	3,137.7	2,912.6	-	2,912.6
Capital Outlay	-	-	-	-
Capital Equipment	-	-	-	-
Non-Capital Equipment	6.7	14.5	-	14.5
Debt Service	-	-	-	-
Cost Allocation & Indirect Costs	-	-	-	-
Transfers-Out	-	-	-	-
<b>Expenditure Categories Total:</b>	<b>5,294.3</b>	<b>5,830.3</b>	-	<b>5,830.3</b>
<b>Arizona Highways Magazine Fund Total:</b>	<b>5,294.3</b>	<b>5,830.3</b>	-	<b>5,830.3</b>

## Program Budget Unit Summary of Expenditure and Budget Request for Selected Funds

**Agency:** Department of Transportation

	FY 2023 Actuals	FY 2024 Expenditure Plan	FY 2025 Funding Issue	FY 2025 Total Request
<b>Program:</b> DTA-1-0 Administration				
<b>Fund:</b> DT2071 ADOT Fleet Operations Fund				

**Non-Appropriated**

Personal Services	-	-	-	-
Employee Related Expenditures	-	-	-	-
<b>Subtotal Personal Services and ERE</b>	<b>-</b>	<b>-</b>	<b>-</b>	<b>-</b>
Professional & Outside Services	-	-	-	-
Travel In-State	-	-	-	-
Travel Out-Of-State	-	-	-	-
Food	-	-	-	-
Aid To Organizations & Individuals	-	-	-	-
Other Operating Expenditures	0.0	-	-	-
Capital Outlay	-	-	-	-
Capital Equipment	-	-	-	-
Non-Capital Equipment	-	-	-	-
Debt Service	-	-	-	-
Cost Allocation & Indirect Costs	-	-	-	-
Transfers-Out	-	-	-	-
<b>Expenditure Categories Total:</b>	<b>0.0</b>	<b>-</b>	<b>-</b>	<b>-</b>
<b>ADOT Fleet Operations Fund Total:</b>	<b>0.0</b>	<b>-</b>	<b>-</b>	<b>-</b>

**Fund:** DT2097 ADOT Federal Programs Fund

**Non-Appropriated**

Personal Services	107.8	-	-	-
Employee Related Expenditures	117.5	-	-	-
<b>Subtotal Personal Services and ERE</b>	<b>225.3</b>	<b>-</b>	<b>-</b>	<b>-</b>
Professional & Outside Services	-	-	-	-
Travel In-State	-	-	-	-
Travel Out-Of-State	-	-	-	-
Food	-	-	-	-
Aid To Organizations & Individuals	-	-	-	-
Other Operating Expenditures	13.4	-	-	-
Capital Outlay	-	-	-	-

## Program Budget Unit Summary of Expenditure and Budget Request for Selected Funds

**Agency:** Department of Transportation

	FY 2023 Actuals	FY 2024 Expenditure Plan	FY 2025 Funding Issue	FY 2025 Total Request
<b>Program:</b> DTA-1-0 Administration				
<b>Fund:</b> DT2097 ADOT Federal Programs Fund				
Capital Equipment	-	-	-	-
Non-Capital Equipment	-	-	-	-
Debt Service	-	-	-	-
Cost Allocation & Indirect Costs	207.2	-	-	-
Transfers-Out	-	-	-	-
<b>Expenditure Categories Total:</b>	<b>445.9</b>	-	-	-
<b>ADOT Federal Programs Fund Total:</b>	<b>445.9</b>	-	-	-

**Fund:** DT2208 Ignition Interlock Device Fund

**Appropriated**

Personal Services	-	-	-	-
Employee Related Expenditures	-	-	-	-
<b>Subtotal Personal Services and ERE</b>	-	-	-	-
Professional & Outside Services	-	-	-	-
Travel In-State	-	-	-	-
Travel Out-Of-State	-	-	-	-
Food	-	-	-	-
Aid To Organizations & Individuals	-	-	-	-
Other Operating Expenditures	2.0	2.0	-	2.0
Capital Outlay	-	-	-	-
Capital Equipment	-	-	-	-
Non-Capital Equipment	-	-	-	-
Debt Service	-	-	-	-
Cost Allocation & Indirect Costs	-	-	-	-
Transfers-Out	-	-	-	-
<b>Expenditure Categories Total:</b>	<b>2.0</b>	<b>2.0</b>	-	<b>2.0</b>
<b>Ignition Interlock Device Fund Total:</b>	<b>2.0</b>	<b>2.0</b>	-	<b>2.0</b>

**Fund:** DT2226 Air Quality Fund

**Program Budget Unit Summary of Expenditure and Budget Request  
for Selected Funds**

**Agency:** Department of Transportation

	FY 2023 Actuals	FY 2024 Expenditure Plan	FY 2025 Funding Issue	FY 2025 Total Request
<b>Program: DTA-1-0 Administration</b>				
<b>Fund: DT2226 Air Quality Fund</b>				
<b>Appropriated</b>				
Personal Services	-	-	-	-
Employee Related Expenditures	-	-	-	-
<b>Subtotal Personal Services and ERE</b>	<b>-</b>	<b>-</b>	<b>-</b>	<b>-</b>
Professional & Outside Services	-	-	-	-
Travel In-State	-	-	-	-
Travel Out-Of-State	-	-	-	-
Food	-	-	-	-
Aid To Organizations & Individuals	-	-	-	-
Other Operating Expenditures	0.4	0.6	-	0.6
Capital Outlay	-	-	-	-
Capital Equipment	-	-	-	-
Non-Capital Equipment	-	-	-	-
Debt Service	-	-	-	-
Cost Allocation & Indirect Costs	-	-	-	-
Transfers-Out	-	-	-	-
<b>Expenditure Categories Total:</b>	<b>0.4</b>	<b>0.6</b>	<b>-</b>	<b>0.6</b>
<b>Air Quality Fund Total:</b>	<b>0.4</b>	<b>0.6</b>	<b>-</b>	<b>0.6</b>

**Fund: DT2266 Cash Deposits Fund**

<b>Non-Appropriated</b>				
Personal Services	-	-	-	-
Employee Related Expenditures	-	-	-	-
<b>Subtotal Personal Services and ERE</b>	<b>-</b>	<b>-</b>	<b>-</b>	<b>-</b>
Professional & Outside Services	-	-	-	-
Travel In-State	0.4	-	-	-
Travel Out-Of-State	-	-	-	-
Food	-	-	-	-
Aid To Organizations & Individuals	-	-	-	-
Other Operating Expenditures	-	-	-	-
Capital Outlay	-	-	-	-

## Program Budget Unit Summary of Expenditure and Budget Request for Selected Funds

**Agency:** Department of Transportation

	FY 2023 Actuals	FY 2024 Expenditure Plan	FY 2025 Funding Issue	FY 2025 Total Request
<b>Program:</b> DTA-1-0 Administration				
<b>Fund:</b> DT2266 Cash Deposits Fund				
Capital Equipment	-	-	-	-
Non-Capital Equipment	-	-	-	-
Debt Service	-	-	-	-
Cost Allocation & Indirect Costs	-	-	-	-
Transfers-Out	-	-	-	-
<b>Expenditure Categories Total:</b>	0.4	-	-	-
<b>Cash Deposits Fund Total:</b>	0.4	-	-	-

**Fund:** DT2272 Vehicle Inspection and Certificate of Title Enforcement Fund

**Appropriated**

Personal Services	-	-	-	-
Employee Related Expenditures	-	-	-	-
<b>Subtotal Personal Services and ERE</b>	-	-	-	-
Professional & Outside Services	-	-	-	-
Travel In-State	-	-	-	-
Travel Out-Of-State	-	-	-	-
Food	-	-	-	-
Aid To Organizations & Individuals	-	-	-	-
Other Operating Expenditures	0.8	0.8	-	0.8
Capital Outlay	-	-	-	-
Capital Equipment	-	-	-	-
Non-Capital Equipment	-	-	-	-
Debt Service	-	-	-	-
Cost Allocation & Indirect Costs	-	-	-	-
Transfers-Out	-	-	-	-
<b>Expenditure Categories Total:</b>	0.8	0.8	-	0.8
<b>Vehicle Inspection and Certificate of Title Enforcement Fund Total:</b>	0.8	0.8	-	0.8

**Fund:** DT2285 Motor Vehicle Liability Insurance Enforcement Fund

**Program Budget Unit Summary of Expenditure and Budget Request  
for Selected Funds**

**Agency:** Department of Transportation

	FY 2023 Actuals	FY 2024 Expenditure Plan	FY 2025 Funding Issue	FY 2025 Total Request
<b>Program:</b> DTA-1-0 Administration				
<b>Fund:</b> DT2285 Motor Vehicle Liability Insurance Enforcement Fund				

**Appropriated**

Personal Services	-	-	-	-
Employee Related Expenditures	-	-	-	-
<b>Subtotal Personal Services and ERE</b>	<b>-</b>	<b>-</b>	<b>-</b>	<b>-</b>
Professional & Outside Services	-	-	-	-
Travel In-State	0.1	-	-	-
Travel Out-Of-State	2.5	-	-	-
Food	-	-	-	-
Aid To Organizations & Individuals	-	-	-	-
Other Operating Expenditures	932.1	11.7	-	11.7
Capital Outlay	-	-	-	-
Capital Equipment	-	-	-	-
Non-Capital Equipment	-	-	-	-
Debt Service	-	-	-	-
Cost Allocation & Indirect Costs	-	-	-	-
Transfers-Out	-	-	-	-
<b>Expenditure Categories Total:</b>	<b>934.7</b>	<b>11.7</b>	<b>-</b>	<b>11.7</b>
<b>Motor Vehicle Liability Insurance Enforcement Fund Total:</b>	<b>934.7</b>	<b>11.7</b>	<b>-</b>	<b>11.7</b>

**Fund:** DT2449 Employee Recognition Fund

**Non-Appropriated**

Personal Services	-	-	-	-
Employee Related Expenditures	-	-	-	-
<b>Subtotal Personal Services and ERE</b>	<b>-</b>	<b>-</b>	<b>-</b>	<b>-</b>
Professional & Outside Services	-	-	-	-
Travel In-State	-	-	-	-
Travel Out-Of-State	-	-	-	-
Food	-	-	-	-
Aid To Organizations & Individuals	-	-	-	-
Other Operating Expenditures	39.1	13.0	-	13.0



## Program Budget Unit Summary of Expenditure and Budget Request for Selected Funds

**Agency:** Department of Transportation

	FY 2023 Actuals	FY 2024 Expenditure Plan	FY 2025 Funding Issue	FY 2025 Total Request
<b>Program:</b> DTA-1-0 Administration				
<b>Fund:</b> DT2449 Employee Recognition Fund				
Capital Outlay	-	-	-	-
Capital Equipment	-	-	-	-
Non-Capital Equipment	-	-	-	-
Debt Service	-	-	-	-
Cost Allocation & Indirect Costs	-	-	-	-
Transfers-Out	-	-	-	-
<b>Expenditure Categories Total:</b>	39.1	13.0	-	13.0
<b>Employee Recognition Fund Total:</b>	39.1	13.0	-	13.0

**Fund:** DT2463 Grant Anticipation Notes Fund

<b>Non-Appropriated</b>				
Personal Services	0.1	-	-	-
Employee Related Expenditures	-	-	-	-
<b>Subtotal Personal Services and ERE</b>	<b>0.1</b>	-	-	-
Professional & Outside Services	-	-	-	-
Travel In-State	-	-	-	-
Travel Out-Of-State	-	-	-	-
Food	-	-	-	-
Aid To Organizations & Individuals	-	-	-	-
Other Operating Expenditures	-	-	-	-
Capital Outlay	-	-	-	-
Capital Equipment	-	-	-	-
Non-Capital Equipment	-	-	-	-
Debt Service	29,985.3	-	-	-
Cost Allocation & Indirect Costs	0.0	-	-	-
Transfers-Out	29,985.3	-	-	-
<b>Expenditure Categories Total:</b>	<b>59,970.6</b>	-	-	-
<b>Grant Anticipation Notes Fund Total:</b>	<b>59,970.6</b>	-	-	-

**Fund:** DT2500 IGA and ISA Fund

## Program Budget Unit Summary of Expenditure and Budget Request for Selected Funds

**Agency:** Department of Transportation

	FY 2023 Actuals	FY 2024 Expenditure Plan	FY 2025 Funding Issue	FY 2025 Total Request
<b>Program:</b> DTA-1-0 Administration				
<b>Fund:</b> DT2500 IGA and ISA Fund				

### Non-Appropriated

Personal Services	211.1	227.9	-	227.9
Employee Related Expenditures	97.3	105.3	-	105.3
<b>Subtotal Personal Services and ERE</b>	<b>308.4</b>	<b>333.2</b>	-	<b>333.2</b>
Professional & Outside Services	96.0	-	-	-
Travel In-State	-	-	-	-
Travel Out-Of-State	-	-	-	-
Food	-	-	-	-
Aid To Organizations & Individuals	4.6	-	-	-
Other Operating Expenditures	-	-	-	-
Capital Outlay	-	-	-	-
Capital Equipment	769.1	-	-	-
Non-Capital Equipment	-	-	-	-
Debt Service	-	-	-	-
Cost Allocation & Indirect Costs	-	-	-	-
Transfers-Out	-	-	-	-
<b>Expenditure Categories Total:</b>	<b>1,178.1</b>	<b>333.2</b>	-	<b>333.2</b>
<b>IGA and ISA Fund Total:</b>	<b>1,178.1</b>	<b>333.2</b>	-	<b>333.2</b>

**Fund:** DT2609 Motor Vehicle Dealer Enforcement Fund

### Appropriated

Personal Services	-	-	-	-
Employee Related Expenditures	-	-	-	-
<b>Subtotal Personal Services and ERE</b>	<b>-</b>	<b>-</b>	<b>-</b>	<b>-</b>
Professional & Outside Services	-	-	-	-
Travel In-State	-	-	-	-
Travel Out-Of-State	-	-	-	-
Food	-	-	-	-
Aid To Organizations & Individuals	-	-	-	-
Other Operating Expenditures	-	-	-	-

## Program Budget Unit Summary of Expenditure and Budget Request for Selected Funds

**Agency:** Department of Transportation

	FY 2023 Actuals	FY 2024 Expenditure Plan	FY 2025 Funding Issue	FY 2025 Total Request
<b>Program:</b> DTA-1-0 Administration				
<b>Fund:</b> DT2609 Motor Vehicle Dealer Enforcement Fund				
Capital Outlay	-	-	-	-
Capital Equipment	-	-	-	-
Non-Capital Equipment	-	-	-	-
Debt Service	-	-	-	-
Cost Allocation & Indirect Costs	-	-	-	-
Transfers-Out	0.0	-	-	-
<b>Expenditure Categories Total:</b>	<b>0.0</b>	-	-	-
<b>Motor Vehicle Dealer Enforcement Fund Total:</b>	<b>0.0</b>	-	-	-

**Fund:** DT2985 ADOT Coronavirus State and Local Fiscal Recovery Fund

**Non-Appropriated**

Personal Services	166.7	-	-	-
Employee Related Expenditures	0.0	-	-	-
<b>Subtotal Personal Services and ERE</b>	<b>166.7</b>	-	-	-
Professional & Outside Services	-	-	-	-
Travel In-State	-	-	-	-
Travel Out-Of-State	-	-	-	-
Food	-	-	-	-
Aid To Organizations & Individuals	-	-	-	-
Other Operating Expenditures	-	-	-	-
Capital Outlay	-	-	-	-
Capital Equipment	-	-	-	-
Non-Capital Equipment	-	-	-	-
Debt Service	-	-	-	-
Cost Allocation & Indirect Costs	2,182.2	-	-	-
Transfers-Out	-	-	-	-
<b>Expenditure Categories Total:</b>	<b>2,348.9</b>	-	-	-
<b>ADOT Coronavirus State and Local Fiscal Recovery Fund Total:</b>	<b>2,348.9</b>	-	-	-

## Program Budget Unit Summary of Expenditure and Budget Request for Selected Funds

**Agency:** Department of Transportation

	FY 2023 Actuals	FY 2024 Expenditure Plan	FY 2025 Funding Issue	FY 2025 Total Request
<b>Program:</b> DTA-1-0 Administration				
<b>Fund:</b> DT3113 Highway User Revenue Fund				

### Appropriated

Personal Services	-	-	-	-
Employee Related Expenditures	-	-	-	-
<b>Subtotal Personal Services and ERE</b>	-	-	-	-
Professional & Outside Services	-	-	-	-
Travel In-State	-	-	-	-
Travel Out-Of-State	-	-	-	-
Food	-	-	-	-
Aid To Organizations & Individuals	-	-	-	-
Other Operating Expenditures	31.8	35.9	-	35.9
Capital Outlay	-	-	-	-
Capital Equipment	-	-	-	-
Non-Capital Equipment	-	-	-	-
Debt Service	-	-	-	-
Cost Allocation & Indirect Costs	-	-	-	-
Transfers-Out	-	-	-	-
<b>Expenditure Categories Total:</b>	<b>31.8</b>	<b>35.9</b>	-	<b>35.9</b>

### Non-Appropriated

Personal Services	-	-	-	-
Employee Related Expenditures	-	-	-	-
<b>Subtotal Personal Services and ERE</b>	-	-	-	-
Professional & Outside Services	-	-	-	-
Travel In-State	-	-	-	-
Travel Out-Of-State	-	-	-	-
Food	-	-	-	-
Aid To Organizations & Individuals	856,491.0	-	-	-
Other Operating Expenditures	-	-	-	-
Capital Outlay	-	-	-	-
Capital Equipment	-	-	-	-
Non-Capital Equipment	-	-	-	-
Debt Service	-	-	-	-

**Program Budget Unit Summary of Expenditure and Budget Request  
for Selected Funds**

**Agency:** Department of Transportation

	FY 2023 Actuals	FY 2024 Expenditure Plan	FY 2025 Funding Issue	FY 2025 Total Request
<b>Program: DTA-1-0 Administration</b>				
Cost Allocation & Indirect Costs	-	-	-	-
Transfers-Out	-	-	-	-
<b>Expenditure Categories Total:</b>	<b>856,491.0</b>	<b>-</b>	<b>-</b>	<b>-</b>
<b>Highway User Revenue Fund Total:</b>	<b>856,522.8</b>	<b>35.9</b>	<b>-</b>	<b>35.9</b>

**Fund: DT3701 Local Agency Deposits Fund**

**Non-Appropriated**

Personal Services	411.6	-	-	-
Employee Related Expenditures	3.5	-	-	-
<b>Subtotal Personal Services and ERE</b>	<b>415.1</b>	<b>-</b>	<b>-</b>	<b>-</b>
Professional & Outside Services	-	-	-	-
Travel In-State	-	-	-	-
Travel Out-Of-State	-	-	-	-
Food	-	-	-	-
Aid To Organizations & Individuals	9,677.5	-	-	-
Other Operating Expenditures	-	-	-	-
Capital Outlay	26.7	-	-	-
Capital Equipment	-	-	-	-
Non-Capital Equipment	-	-	-	-
Debt Service	-	-	-	-
Cost Allocation & Indirect Costs	(9.7)	-	-	-
Transfers-Out	-	-	-	-
<b>Expenditure Categories Total:</b>	<b>10,109.6</b>	<b>-</b>	<b>-</b>	<b>-</b>
<b>Local Agency Deposits Fund Total:</b>	<b>10,109.6</b>	<b>-</b>	<b>-</b>	<b>-</b>

**Fund: DT5004 State Highway Fund Bonds Debt Service Fund**

**Non-Appropriated**

Personal Services	-	-	-	-
Employee Related Expenditures	-	-	-	-
<b>Subtotal Personal Services and ERE</b>	<b>-</b>	<b>-</b>	<b>-</b>	<b>-</b>

## Program Budget Unit Summary of Expenditure and Budget Request for Selected Funds

**Agency:** Department of Transportation

	FY 2023 Actuals	FY 2024 Expenditure Plan	FY 2025 Funding Issue	FY 2025 Total Request
<b>Program: DTA-1-0 Administration</b>				
<b>Fund: DT5004 State Highway Fund Bonds Debt Service Fund</b>				
Professional & Outside Services	-	-	-	-
Travel In-State	-	-	-	-
Travel Out-Of-State	-	-	-	-
Food	-	-	-	-
Aid To Organizations & Individuals	-	-	-	-
Other Operating Expenditures	-	-	-	-
Capital Outlay	-	-	-	-
Capital Equipment	-	-	-	-
Non-Capital Equipment	-	-	-	-
Debt Service	137,358.6	-	-	-
Cost Allocation & Indirect Costs	-	-	-	-
Transfers-Out	32.2	-	-	-
<b>Expenditure Categories Total:</b>	137,390.8	-	-	-
<b>State Highway Fund Bonds Debt Service Fund Total:</b>	137,390.8	-	-	-

**Fund: DT5008 Regional Area Road Fund Debt Service Fund**

**Non-Appropriated**

Personal Services	-	-	-	-
Employee Related Expenditures	-	-	-	-
<b>Subtotal Personal Services and ERE</b>	-	-	-	-
Professional & Outside Services	-	-	-	-
Travel In-State	-	-	-	-
Travel Out-Of-State	-	-	-	-
Food	-	-	-	-
Aid To Organizations & Individuals	-	-	-	-
Other Operating Expenditures	-	-	-	-
Capital Outlay	-	-	-	-
Capital Equipment	-	-	-	-
Non-Capital Equipment	-	-	-	-
Debt Service	143,388.7	-	-	-

## Program Budget Unit Summary of Expenditure and Budget Request for Selected Funds

**Agency:** Department of Transportation

	FY 2023 Actuals	FY 2024 Expenditure Plan	FY 2025 Funding Issue	FY 2025 Total Request
<b>Program:</b> DTA-1-0 Administration				
<b>Fund:</b> DT5008 Regional Area Road Fund Debt Service Fund				
Cost Allocation & Indirect Costs	-	-	-	-
Transfers-Out	-	-	-	-
<b>Expenditure Categories Total:</b>	<b>143,388.7</b>	<b>-</b>	<b>-</b>	<b>-</b>
<b>Regional Area Road Fund Debt Service Fund Total:</b>	<b>143,388.7</b>	<b>-</b>	<b>-</b>	<b>-</b>
<b>Program Total for Select Funds:</b>	<b>1,568,506.9</b>	<b>110,508.6</b>	<b>466.0</b>	<b>110,974.6</b>

**Sub Program:** DTA-1-1 Director's Office/Transportation Board

**Fund:** DT2030 State Highway Fund

<b>Appropriated</b>				
Personal Services	697.8	1,357.3	-	1,357.3
Employee Related Expenditures	204.7	434.6	-	434.6
<b>Subtotal Personal Services and ERE</b>	<b>902.6</b>	<b>1,791.9</b>	<b>-</b>	<b>1,791.9</b>
Professional & Outside Services	40.1	107.0	-	107.0
Travel In-State	21.5	32.6	-	32.6
Travel Out-Of-State	2.0	10.5	-	10.5
Food	-	-	-	-
Aid To Organizations & Individuals	-	-	-	-
Other Operating Expenditures	81.2	752.4	-	752.4
Capital Outlay	-	-	-	-
Capital Equipment	-	-	-	-
Non-Capital Equipment	12.0	4.5	-	4.5
Debt Service	-	-	-	-
Cost Allocation & Indirect Costs	-	-	-	-
Transfers-Out	-	-	-	-
<b>Expenditure Categories Total:</b>	<b>1,059.4</b>	<b>2,698.9</b>	<b>-</b>	<b>2,698.9</b>
<b>State Highway Fund Total:</b>	<b>1,059.4</b>	<b>2,698.9</b>	<b>-</b>	<b>2,698.9</b>
<b>Sub Program Total for Select Funds:</b>	<b>1,059.4</b>	<b>2,698.9</b>	<b>-</b>	<b>2,698.9</b>

## Program Budget Unit Summary of Expenditure and Budget Request for Selected Funds

**Agency:** Department of Transportation

	FY 2023 Actuals	FY 2024 Expenditure Plan	FY 2025 Funding Issue	FY 2025 Total Request
<b>Program:</b> DTA-1-0 Administration				
<b>Sub Program:</b> DTA-1-1 Director's Office/Transportation Board				
<b>Sub Program:</b> DTA-1-2 Transportation Support Services				
<b>Fund:</b> AA1000 General Fund				

**Appropriated**

Personal Services	-	-	-	-
Employee Related Expenditures	-	-	-	-
<b>Subtotal Personal Services and ERE</b>	-	-	-	-
Professional & Outside Services	-	-	-	-
Travel In-State	-	-	-	-
Travel Out-Of-State	-	-	-	-
Food	-	-	-	-
Aid To Organizations & Individuals	-	-	-	-
Other Operating Expenditures	-	-	-	-
Capital Outlay	-	-	-	-
Capital Equipment	-	-	-	-
Non-Capital Equipment	-	-	-	-
Debt Service	-	-	-	-
Cost Allocation & Indirect Costs	-	-	-	-
Transfers-Out	-	-	-	-
<b>Expenditure Categories Total:</b>	-	-	-	-

**Non-Appropriated**

Personal Services	-	-	-	-
Employee Related Expenditures	-	-	-	-
<b>Subtotal Personal Services and ERE</b>	-	-	-	-
Professional & Outside Services	-	-	-	-
Travel In-State	-	-	-	-
Travel Out-Of-State	-	-	-	-
Food	-	-	-	-
Aid To Organizations & Individuals	-	-	-	-
Other Operating Expenditures	-	-	-	-
Capital Outlay	-	-	-	-



## Program Budget Unit Summary of Expenditure and Budget Request for Selected Funds

**Agency:** Department of Transportation

	FY 2023 Actuals	FY 2024 Expenditure Plan	FY 2025 Funding Issue	FY 2025 Total Request
<b>Program:</b> DTA-1-0 Administration				
<b>Sub Program:</b> DTA-1-2 Transportation Support Services				
<b>Fund:</b> AA1000 General Fund				
Capital Equipment	-	-	-	-
Non-Capital Equipment	-	-	-	-
Debt Service	-	-	-	-
Cost Allocation & Indirect Costs	-	-	-	-
Transfers-Out	-	-	-	-
<b>Expenditure Categories Total:</b>	-	-	-	-
<b>General Fund Total:</b>	-	-	-	-

**Fund:** DT2005 State Aviation Fund

**Appropriated**

Personal Services	18.6	30.0	-	30.0
Employee Related Expenditures	6.8	15.0	-	15.0
<b>Subtotal Personal Services and ERE</b>	<b>25.4</b>	<b>45.0</b>	-	<b>45.0</b>
Professional & Outside Services	227.6	80.0	-	80.0
Travel In-State	3.2	2.5	-	2.5
Travel Out-Of-State	1.8	2.5	-	2.5
Food	-	-	-	-
Aid To Organizations & Individuals	-	-	-	-
Other Operating Expenditures	1,327.1	1,516.8	18.1	1,534.9
Capital Outlay	70.5	-	-	-
Capital Equipment	5.3	5.0	-	5.0
Non-Capital Equipment	5.0	5.0	-	5.0
Debt Service	-	-	-	-
Cost Allocation & Indirect Costs	-	-	-	-
Transfers-Out	-	-	-	-
<b>Expenditure Categories Total:</b>	<b>1,666.0</b>	<b>1,656.8</b>	<b>18.1</b>	<b>1,674.9</b>

**Non-Appropriated**

Personal Services	579.7	-	-	-
-------------------	-------	---	---	---

## Program Budget Unit Summary of Expenditure and Budget Request for Selected Funds

**Agency:** Department of Transportation

	FY 2023 Actuals	FY 2024 Expenditure Plan	FY 2025 Funding Issue	FY 2025 Total Request
<b>Program: DTA-1-0 Administration</b>				
<b>Sub Program: DTA-1-2 Transportation Support Services</b>				
<b>Fund: DT2005 State Aviation Fund</b>				
Employee Related Expenditures	264.5	-	-	-
<b>Subtotal Personal Services and ERE</b>	<b>844.2</b>	-	-	-
Professional & Outside Services	41.4	-	-	-
Travel In-State	-	-	-	-
Travel Out-Of-State	-	-	-	-
Food	-	-	-	-
Aid To Organizations & Individuals	-	-	-	-
Other Operating Expenditures	222.5	-	-	-
Capital Outlay	-	-	-	-
Capital Equipment	-	-	-	-
Non-Capital Equipment	1.4	-	-	-
Debt Service	-	-	-	-
Cost Allocation & Indirect Costs	-	-	-	-
Transfers-Out	-	-	-	-
<b>Expenditure Categories Total:</b>	<b>1,109.4</b>	-	-	-
<b>State Aviation Fund Total:</b>	<b>2,775.4</b>	<b>1,656.8</b>	<b>18.1</b>	<b>1,674.9</b>

**Fund: DT2029 Regional Area Road Fund - Maricopa County**

**Non-Appropriated**

Personal Services	1,763.5	-	-	-
Employee Related Expenditures	27.5	-	-	-
<b>Subtotal Personal Services and ERE</b>	<b>1,791.0</b>	-	-	-
Professional & Outside Services	64.2	-	-	-
Travel In-State	-	-	-	-
Travel Out-Of-State	-	-	-	-
Food	-	-	-	-
Aid To Organizations & Individuals	41,629.7	-	-	-
Other Operating Expenditures	1,024.3	-	-	-
Capital Outlay	-	-	-	-

## Program Budget Unit Summary of Expenditure and Budget Request for Selected Funds

**Agency:** Department of Transportation

	FY 2023 Actuals	FY 2024 Expenditure Plan	FY 2025 Funding Issue	FY 2025 Total Request
<b>Program:</b> DTA-1-0 Administration				
<b>Sub Program:</b> DTA-1-2 Transportation Support Services				
<b>Fund:</b> DT2029 Regional Area Road Fund - Maricopa County				
Capital Equipment	-	-	-	-
Non-Capital Equipment	-	-	-	-
Debt Service	-	-	-	-
Cost Allocation & Indirect Costs	27,200.5	-	-	-
Transfers-Out	141,497.7	-	-	-
<b>Expenditure Categories Total:</b>	<b>213,207.4</b>	-	-	-
<b>Regional Area Road Fund - Maricopa County Total:</b>	<b>213,207.4</b>	-	-	-

**Fund:** DT2030 State Highway Fund

<b>Appropriated</b>				
Personal Services	32,465.9	42,351.7	-	42,351.7
Employee Related Expenditures	16,568.2	18,966.9	-	18,966.9
<b>Subtotal Personal Services and ERE</b>	<b>49,034.1</b>	<b>61,318.6</b>	-	<b>61,318.6</b>
Professional & Outside Services	7,901.5	6,609.7	-	6,609.7
Travel In-State	47.7	51.0	-	51.0
Travel Out-Of-State	92.6	64.0	-	64.0
Food	-	-	-	-
Aid To Organizations & Individuals	1.9	-	-	-
Other Operating Expenditures	46,171.8	(483.9)	662.0	178.1
Capital Outlay	19.7	0.8	-	0.8
Capital Equipment	396.2	529.5	-	529.5
Non-Capital Equipment	1,362.6	797.0	335.9	1,132.9
Debt Service	-	-	-	-
Cost Allocation & Indirect Costs	(48,385.5)	-	-	-
Transfers-Out	515.7	-	-	-
<b>Expenditure Categories Total:</b>	<b>57,158.2</b>	<b>68,886.7</b>	<b>997.9</b>	<b>69,884.6</b>

**Non-Appropriated**

## Program Budget Unit Summary of Expenditure and Budget Request for Selected Funds

**Agency:** Department of Transportation

	FY 2023 Actuals	FY 2024 Expenditure Plan	FY 2025 Funding Issue	FY 2025 Total Request
<b>Program: DTA-1-0 Administration</b>				
<b>Sub Program: DTA-1-2 Transportation Support Services</b>				
<b>Fund: DT2030 State Highway Fund</b>				
Personal Services	6,878.8	-	-	-
Employee Related Expenditures	440.1	-	-	-
<b>Subtotal Personal Services and ERE</b>	<b>7,318.9</b>	-	-	-
Professional & Outside Services	630.5	-	-	-
Travel In-State	12.1	-	-	-
Travel Out-Of-State	19.0	-	-	-
Food	-	-	-	-
Aid To Organizations & Individuals	8,720.0	-	-	-
Other Operating Expenditures	8,066.7	-	-	-
Capital Outlay	(26.7)	-	-	-
Capital Equipment	16.9	-	-	-
Non-Capital Equipment	65.0	-	-	-
Debt Service	-	-	-	-
Cost Allocation & Indirect Costs	4,512.0	-	-	-
Transfers-Out	26,903.4	-	-	-
<b>Expenditure Categories Total:</b>	<b>56,237.6</b>	-	-	-
<b>State Highway Fund Total:</b>	<b>113,395.9</b>	<b>68,886.7</b>	<b>997.9</b>	<b>69,884.6</b>

**Fund: DT2071 ADOT Fleet Operations Fund**

**Non-Appropriated**

Personal Services	-	-	-	-
Employee Related Expenditures	-	-	-	-
<b>Subtotal Personal Services and ERE</b>	-	-	-	-
Professional & Outside Services	-	-	-	-
Travel In-State	-	-	-	-
Travel Out-Of-State	-	-	-	-
Food	-	-	-	-
Aid To Organizations & Individuals	-	-	-	-
Other Operating Expenditures	0.0	-	-	-

## Program Budget Unit Summary of Expenditure and Budget Request for Selected Funds

**Agency:** Department of Transportation

	FY 2023 Actuals	FY 2024 Expenditure Plan	FY 2025 Funding Issue	FY 2025 Total Request
<b>Program:</b> DTA-1-0 Administration				
<b>Sub Program:</b> DTA-1-2 Transportation Support Services				
<b>Fund:</b> DT2071 ADOT Fleet Operations Fund				
Capital Outlay	-	-	-	-
Capital Equipment	-	-	-	-
Non-Capital Equipment	-	-	-	-
Debt Service	-	-	-	-
Cost Allocation & Indirect Costs	-	-	-	-
Transfers-Out	-	-	-	-
<b>Expenditure Categories Total:</b>	<b>0.0</b>	-	-	-
<b>ADOT Fleet Operations Fund Total:</b>	<b>0.0</b>	-	-	-

**Fund:** DT2097 ADOT Federal Programs Fund

<b>Non-Appropriated</b>				
Personal Services	107.8	-	-	-
Employee Related Expenditures	117.5	-	-	-
<b>Subtotal Personal Services and ERE</b>	<b>225.3</b>	-	-	-
Professional & Outside Services	-	-	-	-
Travel In-State	-	-	-	-
Travel Out-Of-State	-	-	-	-
Food	-	-	-	-
Aid To Organizations & Individuals	-	-	-	-
Other Operating Expenditures	13.4	-	-	-
Capital Outlay	-	-	-	-
Capital Equipment	-	-	-	-
Non-Capital Equipment	-	-	-	-
Debt Service	-	-	-	-
Cost Allocation & Indirect Costs	207.2	-	-	-
Transfers-Out	-	-	-	-
<b>Expenditure Categories Total:</b>	<b>445.9</b>	-	-	-
<b>ADOT Federal Programs Fund Total:</b>	<b>445.9</b>	-	-	-

## Program Budget Unit Summary of Expenditure and Budget Request for Selected Funds

**Agency:** Department of Transportation

	FY 2023 Actuals	FY 2024 Expenditure Plan	FY 2025 Funding Issue	FY 2025 Total Request
<b>Program:</b> DTA-1-0 Administration				
<b>Sub Program:</b> DTA-1-2 Transportation Support Services				
<b>Fund:</b> DT2097 ADOT Federal Programs Fund				
<b>Fund:</b> DT2208 Ignition Interlock Device Fund				

**Appropriated**

Personal Services	-	-	-	-
Employee Related Expenditures	-	-	-	-
<b>Subtotal Personal Services and ERE</b>	-	-	-	-
Professional & Outside Services	-	-	-	-
Travel In-State	-	-	-	-
Travel Out-Of-State	-	-	-	-
Food	-	-	-	-
Aid To Organizations & Individuals	-	-	-	-
Other Operating Expenditures	2.0	2.0	-	2.0
Capital Outlay	-	-	-	-
Capital Equipment	-	-	-	-
Non-Capital Equipment	-	-	-	-
Debt Service	-	-	-	-
Cost Allocation & Indirect Costs	-	-	-	-
Transfers-Out	-	-	-	-
<b>Expenditure Categories Total:</b>	<b>2.0</b>	<b>2.0</b>	<b>-</b>	<b>2.0</b>
<b>Ignition Interlock Device Fund Total:</b>	<b>2.0</b>	<b>2.0</b>	<b>-</b>	<b>2.0</b>

**Fund:** DT2226 Air Quality Fund

**Appropriated**

Personal Services	-	-	-	-
Employee Related Expenditures	-	-	-	-
<b>Subtotal Personal Services and ERE</b>	-	-	-	-
Professional & Outside Services	-	-	-	-
Travel In-State	-	-	-	-
Travel Out-Of-State	-	-	-	-

## Program Budget Unit Summary of Expenditure and Budget Request for Selected Funds

**Agency:** Department of Transportation

	FY 2023 Actuals	FY 2024 Expenditure Plan	FY 2025 Funding Issue	FY 2025 Total Request
<b>Program:</b> DTA-1-0 Administration				
<b>Sub Program:</b> DTA-1-2 Transportation Support Services				
<b>Fund:</b> DT2226 Air Quality Fund				
Food	-	-	-	-
Aid To Organizations & Individuals	-	-	-	-
Other Operating Expenditures	0.4	0.6	-	0.6
Capital Outlay	-	-	-	-
Capital Equipment	-	-	-	-
Non-Capital Equipment	-	-	-	-
Debt Service	-	-	-	-
Cost Allocation & Indirect Costs	-	-	-	-
Transfers-Out	-	-	-	-
<b>Expenditure Categories Total:</b>	<b>0.4</b>	<b>0.6</b>	-	<b>0.6</b>
<b>Air Quality Fund Total:</b>	<b>0.4</b>	<b>0.6</b>	-	<b>0.6</b>

**Fund:** DT2266 Cash Deposits Fund

<b>Non-Appropriated</b>				
Personal Services	-	-	-	-
Employee Related Expenditures	-	-	-	-
<b>Subtotal Personal Services and ERE</b>	-	-	-	-
Professional & Outside Services	-	-	-	-
Travel In-State	0.4	-	-	-
Travel Out-Of-State	-	-	-	-
Food	-	-	-	-
Aid To Organizations & Individuals	-	-	-	-
Other Operating Expenditures	-	-	-	-
Capital Outlay	-	-	-	-
Capital Equipment	-	-	-	-
Non-Capital Equipment	-	-	-	-
Debt Service	-	-	-	-
Cost Allocation & Indirect Costs	-	-	-	-
Transfers-Out	-	-	-	-

## Program Budget Unit Summary of Expenditure and Budget Request for Selected Funds

**Agency:** Department of Transportation

	FY 2023 Actuals	FY 2024 Expenditure Plan	FY 2025 Funding Issue	FY 2025 Total Request
<b>Program:</b> DTA-1-0 Administration				
<b>Sub Program:</b> DTA-1-2 Transportation Support Services				
<b>Fund:</b> DT2266 Cash Deposits Fund				

<b>Expenditure Categories Total:</b>	0.4	-	-	-
<b>Cash Deposits Fund Total:</b>	0.4	-	-	-

**Fund:** DT2272 Vehicle Inspection and Certificate of Title Enforcement Fund

**Appropriated**

Personal Services	-	-	-	-
Employee Related Expenditures	-	-	-	-
<b>Subtotal Personal Services and ERE</b>	-	-	-	-
Professional & Outside Services	-	-	-	-
Travel In-State	-	-	-	-
Travel Out-Of-State	-	-	-	-
Food	-	-	-	-
Aid To Organizations & Individuals	-	-	-	-
Other Operating Expenditures	0.8	0.8	-	0.8
Capital Outlay	-	-	-	-
Capital Equipment	-	-	-	-
Non-Capital Equipment	-	-	-	-
Debt Service	-	-	-	-
Cost Allocation & Indirect Costs	-	-	-	-
Transfers-Out	-	-	-	-
<b>Expenditure Categories Total:</b>	0.8	0.8	-	0.8
<b>Vehicle Inspection and Certificate of Title Enforcement Fund Total:</b>	0.8	0.8	-	0.8

**Fund:** DT2285 Motor Vehicle Liability Insurance Enforcement Fund

**Appropriated**

Personal Services	-	-	-	-
-------------------	---	---	---	---



## Program Budget Unit Summary of Expenditure and Budget Request for Selected Funds

**Agency:** Department of Transportation

	FY 2023 Actuals	FY 2024 Expenditure Plan	FY 2025 Funding Issue	FY 2025 Total Request
<b>Program: DTA-1-0 Administration</b>				
<b>Sub Program: DTA-1-2 Transportation Support Services</b>				
<b>Fund: DT2285 Motor Vehicle Liability Insurance Enforcement Fund</b>				
Employee Related Expenditures	-	-	-	-
<b>Subtotal Personal Services and ERE</b>	-	-	-	-
Professional & Outside Services	-	-	-	-
Travel In-State	0.1	-	-	-
Travel Out-Of-State	2.5	-	-	-
Food	-	-	-	-
Aid To Organizations & Individuals	-	-	-	-
Other Operating Expenditures	932.1	11.7	-	11.7
Capital Outlay	-	-	-	-
Capital Equipment	-	-	-	-
Non-Capital Equipment	-	-	-	-
Debt Service	-	-	-	-
Cost Allocation & Indirect Costs	-	-	-	-
Transfers-Out	-	-	-	-
<b>Expenditure Categories Total:</b>	<b>934.7</b>	<b>11.7</b>	<b>-</b>	<b>11.7</b>
<b>Motor Vehicle Liability Insurance Enforcement Fund Total:</b>	<b>934.7</b>	<b>11.7</b>	<b>-</b>	<b>11.7</b>

**Fund: DT2449 Employee Recognition Fund**

**Non-Appropriated**

Personal Services	-	-	-	-
Employee Related Expenditures	-	-	-	-
<b>Subtotal Personal Services and ERE</b>	-	-	-	-
Professional & Outside Services	-	-	-	-
Travel In-State	-	-	-	-
Travel Out-Of-State	-	-	-	-
Food	-	-	-	-
Aid To Organizations & Individuals	-	-	-	-
Other Operating Expenditures	39.1	13.0	-	13.0
Capital Outlay	-	-	-	-

## Program Budget Unit Summary of Expenditure and Budget Request for Selected Funds

**Agency:** Department of Transportation

	FY 2023 Actuals	FY 2024 Expenditure Plan	FY 2025 Funding Issue	FY 2025 Total Request
<b>Program:</b> DTA-1-0 Administration				
<b>Sub Program:</b> DTA-1-2 Transportation Support Services				
<b>Fund:</b> DT2449 Employee Recognition Fund				
Capital Equipment	-	-	-	-
Non-Capital Equipment	-	-	-	-
Debt Service	-	-	-	-
Cost Allocation & Indirect Costs	-	-	-	-
Transfers-Out	-	-	-	-
<b>Expenditure Categories Total:</b>	<b>39.1</b>	<b>13.0</b>	<b>-</b>	<b>13.0</b>
<b>Employee Recognition Fund Total:</b>	<b>39.1</b>	<b>13.0</b>	<b>-</b>	<b>13.0</b>

**Fund:** DT2463 Grant Anticipation Notes Fund

<b>Non-Appropriated</b>				
Personal Services	0.1	-	-	-
Employee Related Expenditures	-	-	-	-
<b>Subtotal Personal Services and ERE</b>	<b>0.1</b>	<b>-</b>	<b>-</b>	<b>-</b>
Professional & Outside Services	-	-	-	-
Travel In-State	-	-	-	-
Travel Out-Of-State	-	-	-	-
Food	-	-	-	-
Aid To Organizations & Individuals	-	-	-	-
Other Operating Expenditures	-	-	-	-
Capital Outlay	-	-	-	-
Capital Equipment	-	-	-	-
Non-Capital Equipment	-	-	-	-
Debt Service	29,985.3	-	-	-
Cost Allocation & Indirect Costs	0.0	-	-	-
Transfers-Out	29,985.3	-	-	-
<b>Expenditure Categories Total:</b>	<b>59,970.6</b>	<b>-</b>	<b>-</b>	<b>-</b>
<b>Grant Anticipation Notes Fund Total:</b>	<b>59,970.6</b>	<b>-</b>	<b>-</b>	<b>-</b>

## Program Budget Unit Summary of Expenditure and Budget Request for Selected Funds

**Agency:** Department of Transportation

	FY 2023 Actuals	FY 2024 Expenditure Plan	FY 2025 Funding Issue	FY 2025 Total Request
<b>Program:</b> DTA-1-0 Administration				
<b>Sub Program:</b> DTA-1-2 Transportation Support Services				
<b>Fund:</b> DT2500 IGA and ISA Fund				

### Non-Appropriated

Personal Services	211.1	227.9	-	227.9
Employee Related Expenditures	97.3	105.3	-	105.3
<b>Subtotal Personal Services and ERE</b>	<b>308.4</b>	<b>333.2</b>	-	<b>333.2</b>
Professional & Outside Services	96.0	-	-	-
Travel In-State	-	-	-	-
Travel Out-Of-State	-	-	-	-
Food	-	-	-	-
Aid To Organizations & Individuals	4.6	-	-	-
Other Operating Expenditures	-	-	-	-
Capital Outlay	-	-	-	-
Capital Equipment	769.1	-	-	-
Non-Capital Equipment	-	-	-	-
Debt Service	-	-	-	-
Cost Allocation & Indirect Costs	-	-	-	-
Transfers-Out	-	-	-	-
<b>Expenditure Categories Total:</b>	<b>1,178.1</b>	<b>333.2</b>	-	<b>333.2</b>
<b>IGA and ISA Fund Total:</b>	<b>1,178.1</b>	<b>333.2</b>	-	<b>333.2</b>

**Fund:** DT2609 Motor Vehicle Dealer Enforcement Fund

### Appropriated

Personal Services	-	-	-	-
Employee Related Expenditures	-	-	-	-
<b>Subtotal Personal Services and ERE</b>	<b>-</b>	<b>-</b>	<b>-</b>	<b>-</b>
Professional & Outside Services	-	-	-	-
Travel In-State	-	-	-	-
Travel Out-Of-State	-	-	-	-
Food	-	-	-	-
Aid To Organizations & Individuals	-	-	-	-

## Program Budget Unit Summary of Expenditure and Budget Request for Selected Funds

**Agency:** Department of Transportation

	FY 2023 Actuals	FY 2024 Expenditure Plan	FY 2025 Funding Issue	FY 2025 Total Request
<b>Program: DTA-1-0 Administration</b>				
<b>Sub Program: DTA-1-2 Transportation Support Services</b>				
<b>Fund: DT2609 Motor Vehicle Dealer Enforcement Fund</b>				
Other Operating Expenditures	-	-	-	-
Capital Outlay	-	-	-	-
Capital Equipment	-	-	-	-
Non-Capital Equipment	-	-	-	-
Debt Service	-	-	-	-
Cost Allocation & Indirect Costs	-	-	-	-
Transfers-Out	0.0	-	-	-
<b>Expenditure Categories Total:</b>	<b>0.0</b>	-	-	-
<b>Motor Vehicle Dealer Enforcement Fund Total:</b>	<b>0.0</b>	-	-	-

**Fund: DT2985 ADOT Coronavirus State and Local Fiscal Recovery Fund**

**Non-Appropriated**

Personal Services	166.7	-	-	-
Employee Related Expenditures	0.0	-	-	-
<b>Subtotal Personal Services and ERE</b>	<b>166.7</b>	-	-	-
Professional & Outside Services	-	-	-	-
Travel In-State	-	-	-	-
Travel Out-Of-State	-	-	-	-
Food	-	-	-	-
Aid To Organizations & Individuals	-	-	-	-
Other Operating Expenditures	-	-	-	-
Capital Outlay	-	-	-	-
Capital Equipment	-	-	-	-
Non-Capital Equipment	-	-	-	-
Debt Service	-	-	-	-
Cost Allocation & Indirect Costs	2,182.2	-	-	-
Transfers-Out	-	-	-	-
<b>Expenditure Categories Total:</b>	<b>2,348.9</b>	-	-	-

## Program Budget Unit Summary of Expenditure and Budget Request for Selected Funds

**Agency:** Department of Transportation

	FY 2023 Actuals	FY 2024 Expenditure Plan	FY 2025 Funding Issue	FY 2025 Total Request
<b>Program:</b> DTA-1-0 Administration				
<b>Sub Program:</b> DTA-1-2 Transportation Support Services				
<b>Fund:</b> DT2985 ADOT Coronavirus State and Local Fiscal Recovery Fund				
<b>ADOT Coronavirus State and Local Fiscal Recovery Fund Total:</b>	2,348.9	-	-	-

**Fund:** DT3113 Highway User Revenue Fund

**Appropriated**

Personal Services	-	-	-	-
Employee Related Expenditures	-	-	-	-
<b>Subtotal Personal Services and ERE</b>	-	-	-	-
Professional & Outside Services	-	-	-	-
Travel In-State	-	-	-	-
Travel Out-Of-State	-	-	-	-
Food	-	-	-	-
Aid To Organizations & Individuals	-	-	-	-
Other Operating Expenditures	31.8	35.9	-	35.9
Capital Outlay	-	-	-	-
Capital Equipment	-	-	-	-
Non-Capital Equipment	-	-	-	-
Debt Service	-	-	-	-
Cost Allocation & Indirect Costs	-	-	-	-
Transfers-Out	-	-	-	-
<b>Expenditure Categories Total:</b>	<b>31.8</b>	<b>35.9</b>	<b>-</b>	<b>35.9</b>

**Non-Appropriated**

Personal Services	-	-	-	-
Employee Related Expenditures	-	-	-	-
<b>Subtotal Personal Services and ERE</b>	-	-	-	-
Professional & Outside Services	-	-	-	-
Travel In-State	-	-	-	-
Travel Out-Of-State	-	-	-	-
Food	-	-	-	-

## Program Budget Unit Summary of Expenditure and Budget Request for Selected Funds

**Agency:** Department of Transportation

	FY 2023 Actuals	FY 2024 Expenditure Plan	FY 2025 Funding Issue	FY 2025 Total Request
<b>Program: DTA-1-0 Administration</b>				
<b>Sub Program: DTA-1-2 Transportation Support Services</b>				
<b>Fund: DT3113 Highway User Revenue Fund</b>				
Aid To Organizations & Individuals	856,491.0	-	-	-
Other Operating Expenditures	-	-	-	-
Capital Outlay	-	-	-	-
Capital Equipment	-	-	-	-
Non-Capital Equipment	-	-	-	-
Debt Service	-	-	-	-
Cost Allocation & Indirect Costs	-	-	-	-
Transfers-Out	-	-	-	-
<b>Expenditure Categories Total:</b>	856,491.0	-	-	-
<b>Highway User Revenue Fund Total:</b>	856,522.8	35.9	-	35.9

**Fund: DT3701 Local Agency Deposits Fund**

**Non-Appropriated**

Personal Services	411.6	-	-	-
Employee Related Expenditures	3.5	-	-	-
<b>Subtotal Personal Services and ERE</b>	415.1	-	-	-
Professional & Outside Services	-	-	-	-
Travel In-State	-	-	-	-
Travel Out-Of-State	-	-	-	-
Food	-	-	-	-
Aid To Organizations & Individuals	9,677.5	-	-	-
Other Operating Expenditures	-	-	-	-
Capital Outlay	26.7	-	-	-
Capital Equipment	-	-	-	-
Non-Capital Equipment	-	-	-	-
Debt Service	-	-	-	-
Cost Allocation & Indirect Costs	(9.7)	-	-	-
Transfers-Out	-	-	-	-

## Program Budget Unit Summary of Expenditure and Budget Request for Selected Funds

**Agency:** Department of Transportation

	FY 2023 Actuals	FY 2024 Expenditure Plan	FY 2025 Funding Issue	FY 2025 Total Request
<b>Program:</b> DTA-1-0 Administration				
<b>Sub Program:</b> DTA-1-2 Transportation Support Services				
<b>Fund:</b> DT3701 Local Agency Deposits Fund				
<b>Expenditure Categories Total:</b>	10,109.6	-	-	-
<b>Local Agency Deposits Fund Total:</b>	10,109.6	-	-	-

**Fund:** DT5004 State Highway Fund Bonds Debt Service Fund

**Non-Appropriated**

Personal Services	-	-	-	-
Employee Related Expenditures	-	-	-	-
<b>Subtotal Personal Services and ERE</b>	-	-	-	-
Professional & Outside Services	-	-	-	-
Travel In-State	-	-	-	-
Travel Out-Of-State	-	-	-	-
Food	-	-	-	-
Aid To Organizations & Individuals	-	-	-	-
Other Operating Expenditures	-	-	-	-
Capital Outlay	-	-	-	-
Capital Equipment	-	-	-	-
Non-Capital Equipment	-	-	-	-
Debt Service	137,358.6	-	-	-
Cost Allocation & Indirect Costs	-	-	-	-
Transfers-Out	32.2	-	-	-
<b>Expenditure Categories Total:</b>	137,390.8	-	-	-
<b>State Highway Fund Bonds Debt Service Fund Total:</b>	137,390.8	-	-	-

**Fund:** DT5008 Regional Area Road Fund Debt Service Fund

**Non-Appropriated**

Personal Services	-	-	-	-
Employee Related Expenditures	-	-	-	-

## Program Budget Unit Summary of Expenditure and Budget Request for Selected Funds

**Agency:** Department of Transportation

	FY 2023 Actuals	FY 2024 Expenditure Plan	FY 2025 Funding Issue	FY 2025 Total Request
<b>Program:</b> DTA-1-0 Administration				
<b>Sub Program:</b> DTA-1-2 Transportation Support Services				
<b>Fund:</b> DT5008 Regional Area Road Fund Debt Service Fund				

Subtotal Personal Services and ERE	-	-	-	-
Professional & Outside Services	-	-	-	-
Travel In-State	-	-	-	-
Travel Out-Of-State	-	-	-	-
Food	-	-	-	-
Aid To Organizations & Individuals	-	-	-	-
Other Operating Expenditures	-	-	-	-
Capital Outlay	-	-	-	-
Capital Equipment	-	-	-	-
Non-Capital Equipment	-	-	-	-
Debt Service	143,388.7	-	-	-
Cost Allocation & Indirect Costs	-	-	-	-
Transfers-Out	-	-	-	-
<b>Expenditure Categories Total:</b>	<b>143,388.7</b>	<b>-</b>	<b>-</b>	<b>-</b>
<b>Regional Area Road Fund Debt Service Fund Total:</b>	<b>143,388.7</b>	<b>-</b>	<b>-</b>	<b>-</b>
<b>Sub Program Total for Select Funds:</b>	<b>1,541,711.6</b>	<b>70,940.7</b>	<b>1,016.0</b>	<b>71,956.7</b>

**Sub Program:** DTA-1-3 Arizona Highways Magazine

**Fund:** DT2030 State Highway Fund

<b>Non-Appropriated</b>				
Personal Services	-	566.7	-	566.7
Employee Related Expenditures	-	220.7	-	220.7
<b>Subtotal Personal Services and ERE</b>	<b>-</b>	<b>787.4</b>	<b>-</b>	<b>787.4</b>
Professional & Outside Services	-	45.9	-	45.9
Travel In-State	-	2.0	-	2.0
Travel Out-Of-State	-	-	-	-
Food	-	-	-	-



## Program Budget Unit Summary of Expenditure and Budget Request for Selected Funds

**Agency:** Department of Transportation

	FY 2023 Actuals	FY 2024 Expenditure Plan	FY 2025 Funding Issue	FY 2025 Total Request
<b>Program: DTA-1-0 Administration</b>				
<b>Sub Program: DTA-1-3 Arizona Highways Magazine</b>				
<b>Fund: DT2030 State Highway Fund</b>				
Aid To Organizations & Individuals	-	-	-	-
Other Operating Expenditures	-	1,973.6	-	1,973.6
Capital Outlay	-	-	-	-
Capital Equipment	-	-	-	-
Non-Capital Equipment	-	-	-	-
Debt Service	-	-	-	-
Cost Allocation & Indirect Costs	-	-	-	-
Transfers-Out	-	-	-	-
<b>Expenditure Categories Total:</b>	-	<b>2,808.9</b>	-	<b>2,808.9</b>
<b>State Highway Fund Total:</b>	-	<b>2,808.9</b>	-	<b>2,808.9</b>

**Fund: DT2031 Arizona Highways Magazine Fund**

**Non-Appropriated**

Personal Services	1,293.9	1,429.8	-	1,429.8
Employee Related Expenditures	499.3	520.9	-	520.9
<b>Subtotal Personal Services and ERE</b>	<b>1,793.2</b>	<b>1,950.7</b>	-	<b>1,950.7</b>
Professional & Outside Services	351.8	938.0	-	938.0
Travel In-State	0.5	2.0	-	2.0
Travel Out-Of-State	4.4	12.5	-	12.5
Food	-	-	-	-
Aid To Organizations & Individuals	-	-	-	-
Other Operating Expenditures	3,137.7	2,912.6	-	2,912.6
Capital Outlay	-	-	-	-
Capital Equipment	-	-	-	-
Non-Capital Equipment	6.7	14.5	-	14.5
Debt Service	-	-	-	-
Cost Allocation & Indirect Costs	-	-	-	-
Transfers-Out	-	-	-	-

## Program Budget Unit Summary of Expenditure and Budget Request for Selected Funds

**Agency:** Department of Transportation

	FY 2023 Actuals	FY 2024 Expenditure Plan	FY 2025 Funding Issue	FY 2025 Total Request
<b>Program:</b> DTA-1-0 Administration				
<b>Sub Program:</b> DTA-1-3 Arizona Highways Magazine				
<b>Fund:</b> DT2031 Arizona Highways Magazine Fund				
<b>Expenditure Categories Total:</b>	5,294.3	5,830.3	-	5,830.3
<b>Arizona Highways Magazine Fund Total:</b>	5,294.3	5,830.3	-	5,830.3
<b>Sub Program Total for Select Funds:</b>	5,294.3	8,639.2	-	8,639.2

**Sub Program:** DTA-1-4 SLI Attorney General Legal Services

**Fund:** DT2030 State Highway Fund

**Appropriated**

Personal Services	-	-	-	-
Employee Related Expenditures	-	-	-	-
<b>Subtotal Personal Services and ERE</b>	-	-	-	-
Professional & Outside Services	3,623.7	3,623.7	-	3,623.7
Travel In-State	-	-	-	-
Travel Out-Of-State	-	-	-	-
Food	-	-	-	-
Aid To Organizations & Individuals	-	-	-	-
Other Operating Expenditures	-	-	-	-
Capital Outlay	-	-	-	-
Capital Equipment	-	-	-	-
Non-Capital Equipment	-	-	-	-
Debt Service	-	-	-	-
Cost Allocation & Indirect Costs	-	-	-	-
Transfers-Out	-	-	-	-
<b>Expenditure Categories Total:</b>	3,623.7	3,623.7	-	3,623.7
<b>State Highway Fund Total:</b>	3,623.7	3,623.7	-	3,623.7
<b>Sub Program Total for Select Funds:</b>	3,623.7	3,623.7	-	3,623.7

## Program Budget Unit Summary of Expenditure and Budget Request for Selected Funds

**Agency:** Department of Transportation

	FY 2023 Actuals	FY 2024 Expenditure Plan	FY 2025 Funding Issue	FY 2025 Total Request
<b>Program:</b> DTA-1-0 Administration				
<b>Sub Program:</b> DTA-1-9 SLI ADOT Fleet Replacement				
<b>Fund:</b> DT2030 State Highway Fund				

**Appropriated**

Personal Services	-	-	-	-
Employee Related Expenditures	-	-	-	-
<b>Subtotal Personal Services and ERE</b>	-	-	-	-
Professional & Outside Services	-	-	-	-
Travel In-State	-	-	-	-
Travel Out-Of-State	-	-	-	-
Food	-	-	-	-
Aid To Organizations & Individuals	-	-	-	-
Other Operating Expenditures	199.1	-	-	-
Capital Outlay	-	-	-	-
Capital Equipment	16,601.9	22,400.0	-	22,400.0
Non-Capital Equipment	16.9	-	-	-
Debt Service	-	-	-	-
Cost Allocation & Indirect Costs	-	-	-	-
Transfers-Out	-	-	-	-
<b>Expenditure Categories Total:</b>	<b>16,818.0</b>	<b>22,400.0</b>	<b>-</b>	<b>22,400.0</b>
<b>State Highway Fund Total:</b>	<b>16,818.0</b>	<b>22,400.0</b>	<b>-</b>	<b>22,400.0</b>
<b>Sub Program Total for Select Funds:</b>	<b>16,818.0</b>	<b>22,400.0</b>	<b>-</b>	<b>22,400.0</b>

**Sub Program:** DTA-1-11 SLI Radio Replacement Lifecycle

**Fund:** DT2030 State Highway Fund

**Appropriated**

Personal Services	-	-	-	-
Employee Related Expenditures	-	-	-	-
<b>Subtotal Personal Services and ERE</b>	-	-	-	-
Professional & Outside Services	-	-	-	-

## Program Budget Unit Summary of Expenditure and Budget Request for Selected Funds

**Agency:** Department of Transportation

	FY 2023 Actuals	FY 2024 Expenditure Plan	FY 2025 Funding Issue	FY 2025 Total Request
<b>Program: DTA-1-0 Administration</b>				
<b>Sub Program: DTA-1-11 SLI Radio Replacement Lifecycle</b>				
<b>Fund: DT2030 State Highway Fund</b>				
Travel In-State	-	-	-	-
Travel Out-Of-State	-	-	-	-
Food	-	-	-	-
Aid To Organizations & Individuals	-	-	-	-
Other Operating Expenditures	-	-	-	-
Capital Outlay	-	-	-	-
Capital Equipment	-	1,656.1	-	1,656.1
Non-Capital Equipment	-	-	-	-
Debt Service	-	-	-	-
Cost Allocation & Indirect Costs	-	-	-	-
Transfers-Out	-	-	-	-
<b>Expenditure Categories Total:</b>	-	1,656.1	-	1,656.1
<b>State Highway Fund Total:</b>	-	1,656.1	-	1,656.1
<b>Sub Program Total for Select Funds:</b>	-	1,656.1	-	1,656.1

**Sub Program: DTA-1-12 SLI Spaying and Neutering of Animals Fund Deposit**

**Fund: AA1000 General Fund**

**Appropriated**

Personal Services	-	-	-	-
Employee Related Expenditures	-	-	-	-
<b>Subtotal Personal Services and ERE</b>	-	-	-	-
Professional & Outside Services	-	-	-	-
Travel In-State	-	-	-	-
Travel Out-Of-State	-	-	-	-
Food	-	-	-	-
Aid To Organizations & Individuals	-	-	(550.0)	(550.0)
Other Operating Expenditures	-	-	-	-
Capital Outlay	-	-	-	-

## Program Budget Unit Summary of Expenditure and Budget Request for Selected Funds

<b>Agency:</b>	Department of Transportation
----------------	------------------------------

	FY 2023 Actuals	FY 2024 Expenditure Plan	FY 2025 Funding Issue	FY 2025 Total Request
<b>Program:</b> DTA-1-0 Administration				
<b>Sub Program:</b> DTA-1-12 SLI Spaying and Neutering of Animals Fund Deposit				
<b>Fund:</b> AA1000 General Fund				

Capital Equipment	-	-	-	-
Non-Capital Equipment	-	-	-	-
Debt Service	-	-	-	-
Cost Allocation & Indirect Costs	-	-	-	-
Transfers-Out	-	550.0	-	550.0
<b>Expenditure Categories Total:</b>	-	550.0	(550.0)	-
<b>General Fund Total:</b>	-	550.0	(550.0)	-
<b>Sub Program Total for Select Funds:</b>	-	550.0	(550.0)	-

## Program Budget Unit Summary of Expenditure and Budget Request for Selected Funds

**Agency:** Department of Transportation

	FY 2023 Actuals	FY 2024 Expenditure Plan	FY 2025 Funding Issue	FY 2025 Total Request
<b>Program:</b> DTA-2-0 Intermodal Transportation				

**Fund:** AA1000 General Fund

### Appropriated

Personal Services	-	-	-	-
Employee Related Expenditures	-	-	-	-
<b>Subtotal Personal Services and ERE</b>	-	-	-	-
Professional & Outside Services	-	-	-	-
Travel In-State	-	-	-	-
Travel Out-Of-State	-	-	-	-
Food	-	-	-	-
Aid To Organizations & Individuals	-	-	-	-
Other Operating Expenditures	-	-	-	-
Capital Outlay	-	-	-	-
Capital Equipment	-	-	-	-
Non-Capital Equipment	-	-	-	-
Debt Service	-	-	-	-
Cost Allocation & Indirect Costs	-	-	-	-
Transfers-Out	-	-	-	-
<b>Expenditure Categories Total:</b>	-	-	-	-

### Non-Appropriated

Personal Services	-	-	-	-
Employee Related Expenditures	-	-	-	-
<b>Subtotal Personal Services and ERE</b>	-	-	-	-
Professional & Outside Services	-	-	-	-
Travel In-State	-	-	-	-
Travel Out-Of-State	-	-	-	-
Food	-	-	-	-
Aid To Organizations & Individuals	-	-	-	-
Other Operating Expenditures	-	-	-	-
Capital Outlay	-	-	-	-
Capital Equipment	-	-	-	-
Non-Capital Equipment	-	-	-	-
Debt Service	-	-	-	-

## Program Budget Unit Summary of Expenditure and Budget Request for Selected Funds

**Agency:** Department of Transportation

	FY 2023 Actuals	FY 2024 Expenditure Plan	FY 2025 Funding Issue	FY 2025 Total Request
<b>Program:</b> DTA-2-0 Intermodal Transportation				
<b>Fund:</b> AA1000 General Fund				
Cost Allocation & Indirect Costs	-	-	-	-
Transfers-Out	-	-	-	-
<b>Expenditure Categories Total:</b>	-	-	-	-
<b>General Fund Total:</b>	-	-	-	-

**Fund:** DT2005 State Aviation Fund

**Appropriated**

Personal Services	233.5	408.2	-	408.2
Employee Related Expenditures	87.8	173.4	-	173.4
<b>Subtotal Personal Services and ERE</b>	<b>321.3</b>	<b>581.6</b>	-	<b>581.6</b>
Professional & Outside Services	-	-	-	-
Travel In-State	0.4	0.5	-	0.5
Travel Out-Of-State	1.8	1.0	-	1.0
Food	-	-	-	-
Aid To Organizations & Individuals	-	-	-	-
Other Operating Expenditures	2.5	21.7	-	21.7
Capital Outlay	-	-	-	-
Capital Equipment	-	-	-	-
Non-Capital Equipment	-	-	-	-
Debt Service	-	-	-	-
Cost Allocation & Indirect Costs	-	-	-	-
Transfers-Out	-	-	-	-
<b>Expenditure Categories Total:</b>	<b>326.0</b>	<b>604.8</b>	-	<b>604.8</b>

**Non-Appropriated**

Personal Services	-	-	-	-
Employee Related Expenditures	-	-	-	-
<b>Subtotal Personal Services and ERE</b>	-	-	-	-
Professional & Outside Services	384.2	-	-	-
Travel In-State	-	-	-	-

## Program Budget Unit Summary of Expenditure and Budget Request for Selected Funds

**Agency:** Department of Transportation

	FY 2023 Actuals	FY 2024 Expenditure Plan	FY 2025 Funding Issue	FY 2025 Total Request
<b>Program: DTA-2-0 Intermodal Transportation</b>				
<b>Fund: DT2005 State Aviation Fund</b>				
Travel Out-Of-State	-	-	-	-
Food	-	-	-	-
Aid To Organizations & Individuals	-	-	-	-
Other Operating Expenditures	-	-	-	-
Capital Outlay	-	-	-	-
Capital Equipment	-	-	-	-
Non-Capital Equipment	-	-	-	-
Debt Service	-	-	-	-
Cost Allocation & Indirect Costs	-	-	-	-
Transfers-Out	-	-	-	-
<b>Expenditure Categories Total:</b>	384.2	-	-	-
<b>State Aviation Fund Total:</b>	710.2	604.8	-	604.8

**Fund: DT2029 Regional Area Road Fund - Maricopa County**

<b>Non-Appropriated</b>				
Personal Services	5,933.9	-	-	-
Employee Related Expenditures	2,400.8	-	-	-
<b>Subtotal Personal Services and ERE</b>	<b>8,334.7</b>	-	-	-
Professional & Outside Services	45,112.4	-	-	-
Travel In-State	0.4	-	-	-
Travel Out-Of-State	-	-	-	-
Food	-	-	-	-
Aid To Organizations & Individuals	300.0	-	-	-
Other Operating Expenditures	16,013.6	-	-	-
Capital Outlay	444,643.4	-	-	-
Capital Equipment	-	-	-	-
Non-Capital Equipment	474.2	-	-	-
Debt Service	-	-	-	-
Cost Allocation & Indirect Costs	-	-	-	-
Transfers-Out	-	-	-	-



## Program Budget Unit Summary of Expenditure and Budget Request for Selected Funds

**Agency:** Department of Transportation

	FY 2023 Actuals	FY 2024 Expenditure Plan	FY 2025 Funding Issue	FY 2025 Total Request
<b>Program:</b> DTA-2-0 Intermodal Transportation				
<b>Fund:</b> DT2029 Regional Area Road Fund - Maricopa County				
<b>Expenditure Categories Total:</b>	514,878.8	-	-	-
<b>Regional Area Road Fund - Maricopa County Total:</b>	514,878.8	-	-	-

**Fund:** DT2030 State Highway Fund

### Appropriated

Personal Services	89,013.3	87,854.2	-	87,854.2
Employee Related Expenditures	37,970.0	39,563.0	-	39,563.0
<b>Subtotal Personal Services and ERE</b>	<b>126,983.3</b>	<b>127,417.2</b>	<b>-</b>	<b>127,417.2</b>
Professional & Outside Services	2,213.1	5,404.8	735.0	6,139.8
Travel In-State	660.8	510.0	-	510.0
Travel Out-Of-State	74.5	42.0	-	42.0
Food	3.6	-	-	-
Aid To Organizations & Individuals	12.8	-	-	-
Other Operating Expenditures	131,104.0	137,310.6	33,357.3	170,667.9
Capital Outlay	76.4	-	-	-
Capital Equipment	1,696.7	1,962.0	-	1,962.0
Non-Capital Equipment	430.4	450.0	-	450.0
Debt Service	-	-	-	-
Cost Allocation & Indirect Costs	-	-	-	-
Transfers-Out	240.0	-	-	-
<b>Expenditure Categories Total:</b>	<b>263,495.7</b>	<b>273,096.6</b>	<b>34,092.3</b>	<b>307,188.9</b>

### Non-Appropriated

Personal Services	18,461.3	-	-	-
Employee Related Expenditures	7,519.5	-	-	-
<b>Subtotal Personal Services and ERE</b>	<b>25,980.8</b>	<b>-</b>	<b>-</b>	<b>-</b>
Professional & Outside Services	61,194.8	-	-	-
Travel In-State	343.0	-	-	-
Travel Out-Of-State	40.7	-	-	-
Food	-	-	-	-
Aid To Organizations & Individuals	111.2	-	-	-

## Program Budget Unit Summary of Expenditure and Budget Request for Selected Funds

**Agency:** Department of Transportation

	FY 2023 Actuals	FY 2024 Expenditure Plan	FY 2025 Funding Issue	FY 2025 Total Request
<b>Program: DTA-2-0 Intermodal Transportation</b>				
<b>Fund: DT2030 State Highway Fund</b>				
Other Operating Expenditures	8,518.9	50.0	-	50.0
Capital Outlay	371,210.2	-	-	-
Capital Equipment	-	-	-	-
Non-Capital Equipment	316.3	-	-	-
Debt Service	-	-	-	-
Cost Allocation & Indirect Costs	-	-	-	-
Transfers-Out	3,962.7	-	-	-
<b>Expenditure Categories Total:</b>	<b>471,678.6</b>	<b>50.0</b>	-	<b>50.0</b>
<b>State Highway Fund Total:</b>	<b>735,174.3</b>	<b>273,146.6</b>	<b>34,092.3</b>	<b>307,238.9</b>

**Fund: DT2044 Highway Damage Recovery Account Fund**

**Appropriated**

Personal Services	-	-	-	-
Employee Related Expenditures	-	-	-	-
<b>Subtotal Personal Services and ERE</b>	-	-	-	-
Professional & Outside Services	-	-	-	-
Travel In-State	-	-	-	-
Travel Out-Of-State	-	-	-	-
Food	-	-	-	-
Aid To Organizations & Individuals	-	-	-	-
Other Operating Expenditures	7,987.8	8,000.8	-	8,000.8
Capital Outlay	0.8	-	-	-
Capital Equipment	-	-	-	-
Non-Capital Equipment	-	-	-	-
Debt Service	-	-	-	-
Cost Allocation & Indirect Costs	-	-	-	-
Transfers-Out	-	-	-	-
<b>Expenditure Categories Total:</b>	<b>7,988.6</b>	<b>8,000.8</b>	-	<b>8,000.8</b>
<b>Highway Damage Recovery Account Fund Total:</b>	<b>7,988.6</b>	<b>8,000.8</b>	-	<b>8,000.8</b>

## Program Budget Unit Summary of Expenditure and Budget Request for Selected Funds

**Agency:** Department of Transportation

	FY 2023 Actuals	FY 2024 Expenditure Plan	FY 2025 Funding Issue	FY 2025 Total Request
<b>Program:</b> DTA-2-0 Intermodal Transportation				
<b>Fund:</b> DT2044 Highway Damage Recovery Account Fund				
<b>Fund:</b> DT2071 ADOT Fleet Operations Fund				

### Appropriated

Personal Services	10,568.8	10,388.6	1,302.7	11,691.3
Employee Related Expenditures	4,909.6	4,827.5	694.9	5,522.4
<b>Subtotal Personal Services and ERE</b>	<b>15,478.3</b>	<b>15,216.1</b>	<b>1,997.6</b>	<b>17,213.7</b>
Professional & Outside Services	268.5	-	-	-
Travel In-State	64.4	-	-	-
Travel Out-Of-State	-	-	-	-
Food	-	-	-	-
Aid To Organizations & Individuals	-	-	-	-
Other Operating Expenditures	5,067.9	9,992.9	2,010.3	12,003.2
Capital Outlay	0.2	-	-	-
Capital Equipment	(9.4)	-	-	-
Non-Capital Equipment	94.3	-	-	-
Debt Service	-	-	-	-
Cost Allocation & Indirect Costs	-	-	-	-
Transfers-Out	-	-	-	-
<b>Expenditure Categories Total:</b>	<b>20,964.3</b>	<b>25,209.0</b>	<b>4,007.9</b>	<b>29,216.9</b>
<b>ADOT Fleet Operations Fund Total:</b>	<b>20,964.3</b>	<b>25,209.0</b>	<b>4,007.9</b>	<b>29,216.9</b>

**Fund:** DT2097 ADOT Federal Programs Fund

### Non-Appropriated

Personal Services	805.0	-	-	-
Employee Related Expenditures	307.7	-	-	-
<b>Subtotal Personal Services and ERE</b>	<b>1,112.7</b>	-	-	-
Professional & Outside Services	373.9	-	-	-
Travel In-State	-	-	-	-
Travel Out-Of-State	5.8	-	-	-
Food	-	-	-	-
Aid To Organizations & Individuals	17,801.1	-	-	-

## Program Budget Unit Summary of Expenditure and Budget Request for Selected Funds

**Agency:** Department of Transportation

	FY 2023 Actuals	FY 2024 Expenditure Plan	FY 2025 Funding Issue	FY 2025 Total Request
<b>Program: DTA-2-0 Intermodal Transportation</b>				
<b>Fund: DT2097 ADOT Federal Programs Fund</b>				
Other Operating Expenditures	152.6	-	-	-
Capital Outlay	-	-	-	-
Capital Equipment	-	-	-	-
Non-Capital Equipment	2.2	-	-	-
Debt Service	-	-	-	-
Cost Allocation & Indirect Costs	-	-	-	-
Transfers-Out	-	-	-	-
<b>Expenditure Categories Total:</b>	<b>19,448.3</b>	<b>-</b>	<b>-</b>	<b>-</b>
<b>ADOT Federal Programs Fund Total:</b>	<b>19,448.3</b>	<b>-</b>	<b>-</b>	<b>-</b>

**Fund: DT2226 Air Quality Fund**

<b>Appropriated</b>				
Personal Services	42.6	488.3	-	488.3
Employee Related Expenditures	16.6	174.6	-	174.6
<b>Subtotal Personal Services and ERE</b>	<b>59.2</b>	<b>662.9</b>	<b>-</b>	<b>662.9</b>
Professional & Outside Services	22.3	-	(250.0)	(250.0)
Travel In-State	-	0.5	-	0.5
Travel Out-Of-State	0.7	1.0	-	1.0
Food	-	-	-	-
Aid To Organizations & Individuals	-	-	-	-
Other Operating Expenditures	1.3	387.7	-	387.7
Capital Outlay	-	-	-	-
Capital Equipment	-	-	-	-
Non-Capital Equipment	-	-	-	-
Debt Service	-	-	-	-
Cost Allocation & Indirect Costs	170.1	-	-	-
Transfers-Out	-	75.0	-	75.0
<b>Expenditure Categories Total:</b>	<b>253.6</b>	<b>1,127.1</b>	<b>(250.0)</b>	<b>877.1</b>
<b>Air Quality Fund Total:</b>	<b>253.6</b>	<b>1,127.1</b>	<b>(250.0)</b>	<b>877.1</b>

## Program Budget Unit Summary of Expenditure and Budget Request for Selected Funds

**Agency:** Department of Transportation

	FY 2023 Actuals	FY 2024 Expenditure Plan	FY 2025 Funding Issue	FY 2025 Total Request
<b>Program:</b> DTA-2-0 Intermodal Transportation				
<b>Fund:</b> DT2244 Economic Strength Project Fund				

**Non-Appropriated**

Personal Services	-	-	-	-
Employee Related Expenditures	-	-	-	-
<b>Subtotal Personal Services and ERE</b>	-	-	-	-
Professional & Outside Services	-	-	-	-
Travel In-State	-	-	-	-
Travel Out-Of-State	-	-	-	-
Food	-	-	-	-
Aid To Organizations & Individuals	498.7	1,000.0	-	1,000.0
Other Operating Expenditures	-	-	-	-
Capital Outlay	-	-	-	-
Capital Equipment	-	-	-	-
Non-Capital Equipment	-	-	-	-
Debt Service	-	-	-	-
Cost Allocation & Indirect Costs	-	-	-	-
Transfers-Out	-	-	-	-
<b>Expenditure Categories Total:</b>	<b>498.7</b>	<b>1,000.0</b>	-	<b>1,000.0</b>
<b>Economic Strength Project Fund Total:</b>	<b>498.7</b>	<b>1,000.0</b>	-	<b>1,000.0</b>

**Fund:** DT2463 Grant Anticipation Notes Fund

**Non-Appropriated**

Personal Services	0.2	-	-	-
Employee Related Expenditures	0.1	-	-	-
<b>Subtotal Personal Services and ERE</b>	<b>0.3</b>	-	-	-
Professional & Outside Services	0.3	-	-	-
Travel In-State	-	-	-	-
Travel Out-Of-State	-	-	-	-
Food	-	-	-	-
Aid To Organizations & Individuals	-	-	-	-
Other Operating Expenditures	-	-	-	-
Capital Outlay	3,481.5	-	-	-

## Program Budget Unit Summary of Expenditure and Budget Request for Selected Funds

**Agency:** Department of Transportation

	FY 2023 Actuals	FY 2024 Expenditure Plan	FY 2025 Funding Issue	FY 2025 Total Request
<b>Program:</b> DTA-2-0 Intermodal Transportation				
<b>Fund:</b> DT2463 Grant Anticipation Notes Fund				
Capital Equipment	-	-	-	-
Non-Capital Equipment	-	-	-	-
Debt Service	-	-	-	-
Cost Allocation & Indirect Costs	-	-	-	-
Transfers-Out	-	-	-	-
<b>Expenditure Categories Total:</b>	3,482.1	-	-	-
<b>Grant Anticipation Notes Fund Total:</b>	3,482.1	-	-	-

**Fund:** DT2500 IGA and ISA Fund

**Non-Appropriated**

Personal Services	-	-	-	-
Employee Related Expenditures	-	-	-	-
<b>Subtotal Personal Services and ERE</b>	-	-	-	-
Professional & Outside Services	0.8	-	-	-
Travel In-State	-	-	-	-
Travel Out-Of-State	-	-	-	-
Food	-	-	-	-
Aid To Organizations & Individuals	-	-	-	-
Other Operating Expenditures	-	-	-	-
Capital Outlay	-	-	-	-
Capital Equipment	-	-	-	-
Non-Capital Equipment	-	-	-	-
Debt Service	-	-	-	-
Cost Allocation & Indirect Costs	-	-	-	-
Transfers-Out	-	-	-	-
<b>Expenditure Categories Total:</b>	0.8	-	-	-
<b>IGA and ISA Fund Total:</b>	0.8	-	-	-

**Fund:** DT2985 ADOT Coronavirus State and Local Fiscal Recovery Fund

## Program Budget Unit Summary of Expenditure and Budget Request for Selected Funds

**Agency:** Department of Transportation

	FY 2023 Actuals	FY 2024 Expenditure Plan	FY 2025 Funding Issue	FY 2025 Total Request
<b>Program: DTA-2-0 Intermodal Transportation</b>				
<b>Fund: DT2985 ADOT Coronavirus State and Local Fiscal Recovery Fund</b>				
<b>Non-Appropriated</b>				
Personal Services	522.5	-	-	-
Employee Related Expenditures	104.9	-	-	-
<b>Subtotal Personal Services and ERE</b>	<b>627.4</b>	-	-	-
Professional & Outside Services	1,347.1	-	-	-
Travel In-State	2.2	-	-	-
Travel Out-Of-State	-	-	-	-
Food	-	-	-	-
Aid To Organizations & Individuals	-	-	-	-
Other Operating Expenditures	41.5	-	-	-
Capital Outlay	19,500.1	-	-	-
Capital Equipment	-	-	-	-
Non-Capital Equipment	15.5	-	-	-
Debt Service	-	-	-	-
Cost Allocation & Indirect Costs	-	-	-	-
Transfers-Out	-	-	-	-
<b>Expenditure Categories Total:</b>	<b>21,533.8</b>	-	-	-
<b>ADOT Coronavirus State and Local Fiscal Recovery Fund Total:</b>	<b>21,533.8</b>	-	-	-

**Fund: DT3701 Local Agency Deposits Fund**

<b>Non-Appropriated</b>				
Personal Services	1,338.7	-	-	-
Employee Related Expenditures	555.1	-	-	-
<b>Subtotal Personal Services and ERE</b>	<b>1,893.8</b>	-	-	-
Professional & Outside Services	14,450.0	-	-	-
Travel In-State	2.4	-	-	-
Travel Out-Of-State	-	-	-	-
Food	-	-	-	-
Aid To Organizations & Individuals	26,283.3	-	-	-
Other Operating Expenditures	1,154.7	-	-	-
Capital Outlay	67,776.2	-	-	-

## Program Budget Unit Summary of Expenditure and Budget Request for Selected Funds

**Agency:** Department of Transportation

	FY 2023 Actuals	FY 2024 Expenditure Plan	FY 2025 Funding Issue	FY 2025 Total Request
<b>Program:</b> DTA-2-0 Intermodal Transportation				
<b>Fund:</b> DT3701 Local Agency Deposits Fund				
Capital Equipment	-	-	-	-
Non-Capital Equipment	394.8	-	-	-
Debt Service	-	-	-	-
Cost Allocation & Indirect Costs	-	-	-	-
Transfers-Out	2.8	-	-	-
<b>Expenditure Categories Total:</b>	<b>111,957.8</b>	-	-	-
<b>Local Agency Deposits Fund Total:</b>	<b>111,957.8</b>	-	-	-

**Fund:** DT3737 Rental Tax and Bond Deposit Fund

**Non-Appropriated**

Personal Services	-	-	-	-
Employee Related Expenditures	-	-	-	-
<b>Subtotal Personal Services and ERE</b>	-	-	-	-
Professional & Outside Services	-	-	-	-
Travel In-State	-	-	-	-
Travel Out-Of-State	-	-	-	-
Food	-	-	-	-
Aid To Organizations & Individuals	-	-	-	-
Other Operating Expenditures	(0.9)	-	-	-
Capital Outlay	-	-	-	-
Capital Equipment	-	-	-	-
Non-Capital Equipment	-	-	-	-
Debt Service	-	-	-	-
Cost Allocation & Indirect Costs	-	-	-	-
Transfers-Out	-	-	-	-
<b>Expenditure Categories Total:</b>	<b>(0.9)</b>	-	-	-
<b>Rental Tax and Bond Deposit Fund Total:</b>	<b>(0.9)</b>	-	-	-

**Fund:** DT5004 State Highway Fund Bonds Debt Service Fund



## Program Budget Unit Summary of Expenditure and Budget Request for Selected Funds

**Agency:** Department of Transportation

	FY 2023 Actuals	FY 2024 Expenditure Plan	FY 2025 Funding Issue	FY 2025 Total Request
<b>Program: DTA-2-0 Intermodal Transportation</b>				
<b>Fund: DT5004 State Highway Fund Bonds Debt Service Fund</b>				
<b>Non-Appropriated</b>				
Personal Services	(0.7)	-	-	-
Employee Related Expenditures	(0.0)	-	-	-
<b>Subtotal Personal Services and ERE</b>	<b>(0.7)</b>	<b>-</b>	<b>-</b>	<b>-</b>
Professional & Outside Services	1.9	-	-	-
Travel In-State	-	-	-	-
Travel Out-Of-State	-	-	-	-
Food	-	-	-	-
Aid To Organizations & Individuals	-	-	-	-
Other Operating Expenditures	-	-	-	-
Capital Outlay	(2.6)	-	-	-
Capital Equipment	-	-	-	-
Non-Capital Equipment	-	-	-	-
Debt Service	-	-	-	-
Cost Allocation & Indirect Costs	-	-	-	-
Transfers-Out	-	-	-	-
<b>Expenditure Categories Total:</b>	<b>(1.4)</b>	<b>-</b>	<b>-</b>	<b>-</b>
<b>State Highway Fund Bonds Debt Service Fund Total:</b>	<b>(1.4)</b>	<b>-</b>	<b>-</b>	<b>-</b>

**Fund: DT5008 Regional Area Road Fund Debt Service Fund**

<b>Non-Appropriated</b>				
Personal Services	-	-	-	-
Employee Related Expenditures	-	-	-	-
<b>Subtotal Personal Services and ERE</b>	<b>-</b>	<b>-</b>	<b>-</b>	<b>-</b>
Professional & Outside Services	-	-	-	-
Travel In-State	-	-	-	-
Travel Out-Of-State	-	-	-	-
Food	-	-	-	-
Aid To Organizations & Individuals	-	-	-	-
Other Operating Expenditures	-	-	-	-
Capital Outlay	(7,194.4)	-	-	-

## Program Budget Unit Summary of Expenditure and Budget Request for Selected Funds

**Agency:** Department of Transportation

	FY 2023 Actuals	FY 2024 Expenditure Plan	FY 2025 Funding Issue	FY 2025 Total Request
<b>Program:</b> DTA-2-0 Intermodal Transportation				
<b>Fund:</b> DT5008 Regional Area Road Fund Debt Service Fund				
Capital Equipment	-	-	-	-
Non-Capital Equipment	-	-	-	-
Debt Service	-	-	-	-
Cost Allocation & Indirect Costs	-	-	-	-
Transfers-Out	-	-	-	-
<b>Expenditure Categories Total:</b>	(7,194.4)	-	-	-
<b>Regional Area Road Fund Debt Service Fund Total:</b>	(7,194.4)	-	-	-

**Fund:** DT9901 State Match Advantage for Rural Transportation (SMART) Fund

**Non-Appropriated**

Personal Services	0.3	-	-	-
Employee Related Expenditures	0.1	-	-	-
<b>Subtotal Personal Services and ERE</b>	0.4	-	-	-
Professional & Outside Services	-	-	-	-
Travel In-State	-	-	-	-
Travel Out-Of-State	-	-	-	-
Food	-	-	-	-
Aid To Organizations & Individuals	-	-	-	-
Other Operating Expenditures	-	-	-	-
Capital Outlay	-	-	-	-
Capital Equipment	-	-	-	-
Non-Capital Equipment	-	-	-	-
Debt Service	-	-	-	-
Cost Allocation & Indirect Costs	-	-	-	-
Transfers-Out	-	-	-	-
<b>Expenditure Categories Total:</b>	0.4	-	-	-
<b>State Match Advantage for Rural Transportation (SMART) Fund Total:</b>	0.4	-	-	-

## Program Budget Unit Summary of Expenditure and Budget Request for Selected Funds

**Agency:** Department of Transportation

	FY 2023 Actuals	FY 2024 Expenditure Plan	FY 2025 Funding Issue	FY 2025 Total Request
<b>Program:</b> DTA-2-0 Intermodal Transportation				
<b>Program Total for Select Funds:</b>	1,429,695.2	309,088.3	37,850.2	346,938.5

**Sub Program:** DTA-2-1 SLI Highway Maintenance

**Fund:** DT2029 Regional Area Road Fund - Maricopa County

**Non-Appropriated**

Personal Services	569.1	-	-	-
Employee Related Expenditures	199.0	-	-	-
<b>Subtotal Personal Services and ERE</b>	<b>768.1</b>	<b>-</b>	<b>-</b>	<b>-</b>
Professional & Outside Services	-	-	-	-
Travel In-State	0.1	-	-	-
Travel Out-Of-State	-	-	-	-
Food	-	-	-	-
Aid To Organizations & Individuals	-	-	-	-
Other Operating Expenditures	13,446.6	-	-	-
Capital Outlay	-	-	-	-
Capital Equipment	-	-	-	-
Non-Capital Equipment	-	-	-	-
Debt Service	-	-	-	-
Cost Allocation & Indirect Costs	-	-	-	-
Transfers-Out	-	-	-	-
<b>Expenditure Categories Total:</b>	<b>14,214.7</b>	<b>-</b>	<b>-</b>	<b>-</b>
<b>Regional Area Road Fund - Maricopa County Total:</b>	<b>14,214.7</b>	<b>-</b>	<b>-</b>	<b>-</b>

**Fund:** DT2030 State Highway Fund

**Appropriated**

Personal Services	51,003.7	48,434.5	-	48,434.5
Employee Related Expenditures	22,843.4	23,139.5	-	23,139.5
<b>Subtotal Personal Services and ERE</b>	<b>73,847.1</b>	<b>71,574.0</b>	<b>-</b>	<b>71,574.0</b>
Professional & Outside Services	386.9	350.0	-	350.0
Travel In-State	402.6	331.0	-	331.0
Travel Out-Of-State	1.4	2.0	-	2.0

## Program Budget Unit Summary of Expenditure and Budget Request for Selected Funds

**Agency:** Department of Transportation

	FY 2023 Actuals	FY 2024 Expenditure Plan	FY 2025 Funding Issue	FY 2025 Total Request
<b>Program:</b> DTA-2-0 Intermodal Transportation				
<b>Sub Program:</b> DTA-2-1 SLI Highway Maintenance				
<b>Fund:</b> DT2030 State Highway Fund				

Food	-	-	-	-
Aid To Organizations & Individuals	12.8	-	-	-
Other Operating Expenditures	92,468.7	87,926.6	32,207.3	120,133.9
Capital Outlay	5.8	-	-	-
Capital Equipment	846.8	317.0	-	317.0
Non-Capital Equipment	323.2	260.0	-	260.0
Debt Service	-	-	-	-
Cost Allocation & Indirect Costs	-	-	-	-
Transfers-Out	-	-	-	-
<b>Expenditure Categories Total:</b>	<b>168,295.2</b>	<b>160,760.6</b>	<b>32,207.3</b>	<b>192,967.9</b>

### Non-Appropriated

Personal Services	117.8	-	-	-
Employee Related Expenditures	50.1	-	-	-
<b>Subtotal Personal Services and ERE</b>	<b>167.8</b>	-	-	-
Professional & Outside Services	-	-	-	-
Travel In-State	1.3	-	-	-
Travel Out-Of-State	-	-	-	-
Food	-	-	-	-
Aid To Organizations & Individuals	-	-	-	-
Other Operating Expenditures	2,018.4	-	-	-
Capital Outlay	-	-	-	-
Capital Equipment	-	-	-	-
Non-Capital Equipment	-	-	-	-
Debt Service	-	-	-	-
Cost Allocation & Indirect Costs	-	-	-	-
Transfers-Out	-	-	-	-
<b>Expenditure Categories Total:</b>	<b>2,187.5</b>	-	-	-
<b>State Highway Fund Total:</b>	<b>170,482.8</b>	<b>160,760.6</b>	<b>32,207.3</b>	<b>192,967.9</b>

## Program Budget Unit Summary of Expenditure and Budget Request for Selected Funds

**Agency:** Department of Transportation

	FY 2023 Actuals	FY 2024 Expenditure Plan	FY 2025 Funding Issue	FY 2025 Total Request
<b>Program:</b> DTA-2-0 Intermodal Transportation				
<b>Sub Program:</b> DTA-2-1 SLI Highway Maintenance				
<b>Fund:</b> DT2500 IGA and ISA Fund				

**Non-Appropriated**

Personal Services	-	-	-	-
Employee Related Expenditures	-	-	-	-
<b>Subtotal Personal Services and ERE</b>	-	-	-	-
Professional & Outside Services	0.8	-	-	-
Travel In-State	-	-	-	-
Travel Out-Of-State	-	-	-	-
Food	-	-	-	-
Aid To Organizations & Individuals	-	-	-	-
Other Operating Expenditures	-	-	-	-
Capital Outlay	-	-	-	-
Capital Equipment	-	-	-	-
Non-Capital Equipment	-	-	-	-
Debt Service	-	-	-	-
Cost Allocation & Indirect Costs	-	-	-	-
Transfers-Out	-	-	-	-
<b>Expenditure Categories Total:</b>	0.8	-	-	-
<b>IGA and ISA Fund Total:</b>	0.8	-	-	-

**Fund:** DT2985 ADOT Coronavirus State and Local Fiscal Recovery Fund

**Non-Appropriated**

Personal Services	0.1	-	-	-
Employee Related Expenditures	0.0	-	-	-
<b>Subtotal Personal Services and ERE</b>	0.1	-	-	-
Professional & Outside Services	-	-	-	-
Travel In-State	-	-	-	-
Travel Out-Of-State	-	-	-	-
Food	-	-	-	-
Aid To Organizations & Individuals	-	-	-	-

## Program Budget Unit Summary of Expenditure and Budget Request for Selected Funds

**Agency:** Department of Transportation

	FY 2023 Actuals	FY 2024 Expenditure Plan	FY 2025 Funding Issue	FY 2025 Total Request
<b>Program:</b> DTA-2-0 Intermodal Transportation				
<b>Sub Program:</b> DTA-2-1 SLI Highway Maintenance				
<b>Fund:</b> DT2985 ADOT Coronavirus State and Local Fiscal Recovery Fund				
Other Operating Expenditures	-	-	-	-
Capital Outlay	-	-	-	-
Capital Equipment	-	-	-	-
Non-Capital Equipment	-	-	-	-
Debt Service	-	-	-	-
Cost Allocation & Indirect Costs	-	-	-	-
Transfers-Out	-	-	-	-
<b>Expenditure Categories Total:</b>	0.1	-	-	-
<b>ADOT Coronavirus State and Local Fiscal Recovery Fund Total:</b>	0.1	-	-	-

**Fund:** DT3701 Local Agency Deposits Fund

**Non-Appropriated**

Personal Services	2.4	-	-	-
Employee Related Expenditures	0.9	-	-	-
<b>Subtotal Personal Services and ERE</b>	3.3	-	-	-
Professional & Outside Services	-	-	-	-
Travel In-State	-	-	-	-
Travel Out-Of-State	-	-	-	-
Food	-	-	-	-
Aid To Organizations & Individuals	-	-	-	-
Other Operating Expenditures	-	-	-	-
Capital Outlay	-	-	-	-
Capital Equipment	-	-	-	-
Non-Capital Equipment	-	-	-	-
Debt Service	-	-	-	-
Cost Allocation & Indirect Costs	-	-	-	-
Transfers-Out	-	-	-	-
<b>Expenditure Categories Total:</b>	3.3	-	-	-

## Program Budget Unit Summary of Expenditure and Budget Request for Selected Funds

**Agency:** Department of Transportation

	FY 2023 Actuals	FY 2024 Expenditure Plan	FY 2025 Funding Issue	FY 2025 Total Request
<b>Program:</b> DTA-2-0 Intermodal Transportation				
<b>Sub Program:</b> DTA-2-1 SLI Highway Maintenance				
<b>Fund:</b> DT3701 Local Agency Deposits Fund				
<b>Local Agency Deposits Fund Total:</b>	3.3	-	-	-
<b>Sub Program Total for Select Funds:</b>	184,701.8	160,760.6	32,207.3	192,967.9

**Sub Program:** DTA-2-2 Construction

**Fund:** AA1000 General Fund

**Appropriated**

Personal Services	-	-	-	-
Employee Related Expenditures	-	-	-	-
<b>Subtotal Personal Services and ERE</b>	-	-	-	-
Professional & Outside Services	-	-	-	-
Travel In-State	-	-	-	-
Travel Out-Of-State	-	-	-	-
Food	-	-	-	-
Aid To Organizations & Individuals	-	-	-	-
Other Operating Expenditures	-	-	-	-
Capital Outlay	-	-	-	-
Capital Equipment	-	-	-	-
Non-Capital Equipment	-	-	-	-
Debt Service	-	-	-	-
Cost Allocation & Indirect Costs	-	-	-	-
Transfers-Out	-	-	-	-
<b>Expenditure Categories Total:</b>	-	-	-	-

**Non-Appropriated**

Personal Services	-	-	-	-
Employee Related Expenditures	-	-	-	-
<b>Subtotal Personal Services and ERE</b>	-	-	-	-
Professional & Outside Services	-	-	-	-

## Program Budget Unit Summary of Expenditure and Budget Request for Selected Funds

**Agency:** Department of Transportation

	FY 2023 Actuals	FY 2024 Expenditure Plan	FY 2025 Funding Issue	FY 2025 Total Request
<b>Program:</b> DTA-2-0 Intermodal Transportation				
<b>Sub Program:</b> DTA-2-2 Construction				
<b>Fund:</b> AA1000 General Fund				

Travel In-State	-	-	-	-
Travel Out-Of-State	-	-	-	-
Food	-	-	-	-
Aid To Organizations & Individuals	-	-	-	-
Other Operating Expenditures	-	-	-	-
Capital Outlay	-	-	-	-
Capital Equipment	-	-	-	-
Non-Capital Equipment	-	-	-	-
Debt Service	-	-	-	-
Cost Allocation & Indirect Costs	-	-	-	-
Transfers-Out	-	-	-	-
<hr/>				
<b>Expenditure Categories Total:</b>	-	-	-	-
<hr/>				
<b>General Fund Total:</b>	-	-	-	-

**Fund:** DT2029 Regional Area Road Fund - Maricopa County

**Non-Appropriated**

Personal Services	5,359.6	-	-	-
Employee Related Expenditures	2,199.4	-	-	-
<b>Subtotal Personal Services and ERE</b>	<b>7,559.1</b>	-	-	-
Professional & Outside Services	45,112.4	-	-	-
Travel In-State	0.3	-	-	-
Travel Out-Of-State	-	-	-	-
Food	-	-	-	-
Aid To Organizations & Individuals	300.0	-	-	-
Other Operating Expenditures	2,567.1	-	-	-
Capital Outlay	444,643.4	-	-	-
Capital Equipment	-	-	-	-
Non-Capital Equipment	474.2	-	-	-
Debt Service	-	-	-	-



## Program Budget Unit Summary of Expenditure and Budget Request for Selected Funds

**Agency:** Department of Transportation

	FY 2023 Actuals	FY 2024 Expenditure Plan	FY 2025 Funding Issue	FY 2025 Total Request
<b>Program:</b> DTA-2-0 Intermodal Transportation				
<b>Sub Program:</b> DTA-2-2 Construction				
<b>Fund:</b> DT2029 Regional Area Road Fund - Maricopa County				
Cost Allocation & Indirect Costs	-	-	-	-
Transfers-Out	-	-	-	-
<b>Expenditure Categories Total:</b>	<b>500,656.5</b>	-	-	-
<b>Regional Area Road Fund - Maricopa County Total:</b>	<b>500,656.5</b>	-	-	-

**Fund:** DT2030 State Highway Fund

**Appropriated**

Personal Services	36,040.8	36,288.5	-	36,288.5
Employee Related Expenditures	14,345.0	15,173.8	-	15,173.8
<b>Subtotal Personal Services and ERE</b>	<b>50,385.7</b>	<b>51,462.3</b>	-	<b>51,462.3</b>
Professional & Outside Services	1,826.2	1,948.0	735.0	2,683.0
Travel In-State	235.0	169.0	-	169.0
Travel Out-Of-State	67.3	38.0	-	38.0
Food	3.6	-	-	-
Aid To Organizations & Individuals	-	-	-	-
Other Operating Expenditures	9,702.6	11,000.1	1,150.0	12,150.1
Capital Outlay	70.6	-	-	-
Capital Equipment	835.9	1,645.0	-	1,645.0
Non-Capital Equipment	101.7	180.0	-	180.0
Debt Service	-	-	-	-
Cost Allocation & Indirect Costs	-	-	-	-
Transfers-Out	240.0	-	-	-
<b>Expenditure Categories Total:</b>	<b>63,468.6</b>	<b>66,442.4</b>	<b>1,885.0</b>	<b>68,327.4</b>

**Non-Appropriated**

Personal Services	14,571.6	-	-	-
Employee Related Expenditures	6,012.8	-	-	-
<b>Subtotal Personal Services and ERE</b>	<b>20,584.5</b>	-	-	-

## Program Budget Unit Summary of Expenditure and Budget Request for Selected Funds

**Agency:** Department of Transportation

	FY 2023 Actuals	FY 2024 Expenditure Plan	FY 2025 Funding Issue	FY 2025 Total Request
<b>Program: DTA-2-0 Intermodal Transportation</b>				
<b>Sub Program: DTA-2-2 Construction</b>				
<b>Fund: DT2030 State Highway Fund</b>				
Professional & Outside Services	53,207.2	-	-	-
Travel In-State	292.4	-	-	-
Travel Out-Of-State	4.8	-	-	-
Food	-	-	-	-
Aid To Organizations & Individuals	-	-	-	-
Other Operating Expenditures	4,664.3	50.0	-	50.0
Capital Outlay	371,210.2	-	-	-
Capital Equipment	-	-	-	-
Non-Capital Equipment	192.5	-	-	-
Debt Service	-	-	-	-
Cost Allocation & Indirect Costs	-	-	-	-
Transfers-Out	2,506.0	-	-	-
<b>Expenditure Categories Total:</b>	<b>452,661.7</b>	<b>50.0</b>	<b>-</b>	<b>50.0</b>
<b>State Highway Fund Total:</b>	<b>516,130.3</b>	<b>66,492.4</b>	<b>1,885.0</b>	<b>68,377.4</b>

**Fund: DT2463 Grant Anticipation Notes Fund**

**Non-Appropriated**

Personal Services	0.2	-	-	-
Employee Related Expenditures	0.1	-	-	-
<b>Subtotal Personal Services and ERE</b>	<b>0.3</b>	<b>-</b>	<b>-</b>	<b>-</b>
Professional & Outside Services	0.3	-	-	-
Travel In-State	-	-	-	-
Travel Out-Of-State	-	-	-	-
Food	-	-	-	-
Aid To Organizations & Individuals	-	-	-	-
Other Operating Expenditures	-	-	-	-
Capital Outlay	3,481.5	-	-	-
Capital Equipment	-	-	-	-
Non-Capital Equipment	-	-	-	-

## Program Budget Unit Summary of Expenditure and Budget Request for Selected Funds

**Agency:** Department of Transportation

	FY 2023 Actuals	FY 2024 Expenditure Plan	FY 2025 Funding Issue	FY 2025 Total Request
<b>Program:</b> DTA-2-0 Intermodal Transportation				
<b>Sub Program:</b> DTA-2-2 Construction				
<b>Fund:</b> DT2463 Grant Anticipation Notes Fund				
Debt Service	-	-	-	-
Cost Allocation & Indirect Costs	-	-	-	-
Transfers-Out	-	-	-	-
<b>Expenditure Categories Total:</b>	3,482.1	-	-	-
<b>Grant Anticipation Notes Fund Total:</b>	3,482.1	-	-	-

**Fund:** DT2985 ADOT Coronavirus State and Local Fiscal Recovery Fund

<b>Non-Appropriated</b>				
Personal Services	522.4	-	-	-
Employee Related Expenditures	104.8	-	-	-
<b>Subtotal Personal Services and ERE</b>	<b>627.2</b>	-	-	-
Professional & Outside Services	1,347.1	-	-	-
Travel In-State	2.2	-	-	-
Travel Out-Of-State	-	-	-	-
Food	-	-	-	-
Aid To Organizations & Individuals	-	-	-	-
Other Operating Expenditures	41.5	-	-	-
Capital Outlay	19,500.1	-	-	-
Capital Equipment	-	-	-	-
Non-Capital Equipment	15.5	-	-	-
Debt Service	-	-	-	-
Cost Allocation & Indirect Costs	-	-	-	-
Transfers-Out	-	-	-	-
<b>Expenditure Categories Total:</b>	<b>21,533.7</b>	-	-	-
<b>ADOT Coronavirus State and Local Fiscal Recovery Fund Total:</b>	<b>21,533.7</b>	-	-	-

**Fund:** DT3701 Local Agency Deposits Fund

## Program Budget Unit Summary of Expenditure and Budget Request for Selected Funds

**Agency:** Department of Transportation

	FY 2023 Actuals	FY 2024 Expenditure Plan	FY 2025 Funding Issue	FY 2025 Total Request
<b>Program:</b> DTA-2-0 Intermodal Transportation				
<b>Sub Program:</b> DTA-2-2 Construction				
<b>Fund:</b> DT3701 Local Agency Deposits Fund				

<b>Non-Appropriated</b>				
Personal Services	1,322.7	-	-	-
Employee Related Expenditures	548.5	-	-	-
<b>Subtotal Personal Services and ERE</b>	<b>1,871.2</b>	-	-	-
Professional & Outside Services	14,182.9	-	-	-
Travel In-State	2.4	-	-	-
Travel Out-Of-State	-	-	-	-
Food	-	-	-	-
Aid To Organizations & Individuals	770.4	-	-	-
Other Operating Expenditures	1,154.1	-	-	-
Capital Outlay	67,776.2	-	-	-
Capital Equipment	-	-	-	-
Non-Capital Equipment	394.8	-	-	-
Debt Service	-	-	-	-
Cost Allocation & Indirect Costs	-	-	-	-
Transfers-Out	-	-	-	-
<b>Expenditure Categories Total:</b>	<b>86,151.9</b>	-	-	-
<b>Local Agency Deposits Fund Total:</b>	<b>86,151.9</b>	-	-	-

**Fund:** DT3737 Rental Tax and Bond Deposit Fund

<b>Non-Appropriated</b>				
Personal Services	-	-	-	-
Employee Related Expenditures	-	-	-	-
<b>Subtotal Personal Services and ERE</b>	-	-	-	-
Professional & Outside Services	-	-	-	-
Travel In-State	-	-	-	-
Travel Out-Of-State	-	-	-	-
Food	-	-	-	-
Aid To Organizations & Individuals	-	-	-	-

## Program Budget Unit Summary of Expenditure and Budget Request for Selected Funds

**Agency:** Department of Transportation

	FY 2023 Actuals	FY 2024 Expenditure Plan	FY 2025 Funding Issue	FY 2025 Total Request
<b>Program:</b> DTA-2-0 Intermodal Transportation				
<b>Sub Program:</b> DTA-2-2 Construction				
<b>Fund:</b> DT3737 Rental Tax and Bond Deposit Fund				
Other Operating Expenditures	(0.9)	-	-	-
Capital Outlay	-	-	-	-
Capital Equipment	-	-	-	-
Non-Capital Equipment	-	-	-	-
Debt Service	-	-	-	-
Cost Allocation & Indirect Costs	-	-	-	-
Transfers-Out	-	-	-	-
<b>Expenditure Categories Total:</b>	<b>(0.9)</b>	-	-	-
<b>Rental Tax and Bond Deposit Fund Total:</b>	<b>(0.9)</b>	-	-	-

**Fund:** DT5004 State Highway Fund Bonds Debt Service Fund

**Non-Appropriated**

Personal Services	(0.7)	-	-	-
Employee Related Expenditures	(0.0)	-	-	-
<b>Subtotal Personal Services and ERE</b>	<b>(0.7)</b>	-	-	-
Professional & Outside Services	1.9	-	-	-
Travel In-State	-	-	-	-
Travel Out-Of-State	-	-	-	-
Food	-	-	-	-
Aid To Organizations & Individuals	-	-	-	-
Other Operating Expenditures	-	-	-	-
Capital Outlay	(2.6)	-	-	-
Capital Equipment	-	-	-	-
Non-Capital Equipment	-	-	-	-
Debt Service	-	-	-	-
Cost Allocation & Indirect Costs	-	-	-	-
Transfers-Out	-	-	-	-
<b>Expenditure Categories Total:</b>	<b>(1.4)</b>	-	-	-

## Program Budget Unit Summary of Expenditure and Budget Request for Selected Funds

**Agency:** Department of Transportation

	FY 2023 Actuals	FY 2024 Expenditure Plan	FY 2025 Funding Issue	FY 2025 Total Request
<b>Program:</b> DTA-2-0 Intermodal Transportation				
<b>Sub Program:</b> DTA-2-2 Construction				
<b>Fund:</b> DT5004 State Highway Fund Bonds Debt Service Fund				
State Highway Fund Bonds Debt Service Fund Total:	(1.4)	-	-	-

**Fund:** DT5008 Regional Area Road Fund Debt Service Fund

**Non-Appropriated**

Personal Services	-	-	-	-
Employee Related Expenditures	-	-	-	-
<b>Subtotal Personal Services and ERE</b>	-	-	-	-
Professional & Outside Services	-	-	-	-
Travel In-State	-	-	-	-
Travel Out-Of-State	-	-	-	-
Food	-	-	-	-
Aid To Organizations & Individuals	-	-	-	-
Other Operating Expenditures	-	-	-	-
Capital Outlay	(7,194.4)	-	-	-
Capital Equipment	-	-	-	-
Non-Capital Equipment	-	-	-	-
Debt Service	-	-	-	-
Cost Allocation & Indirect Costs	-	-	-	-
Transfers-Out	-	-	-	-
<b>Expenditure Categories Total:</b>	(7,194.4)	-	-	-
<b>Regional Area Road Fund Debt Service Fund Total:</b>	(7,194.4)	-	-	-
<b>Sub Program Total for Select Funds:</b>	1,120,757.9	66,492.4	1,885.0	68,377.4

**Sub Program:** DTA-2-3 Intermodal Transportation Planning

**Fund:** AA1000 General Fund

**Non-Appropriated**

## Program Budget Unit Summary of Expenditure and Budget Request for Selected Funds

**Agency:** Department of Transportation

	FY 2023 Actuals	FY 2024 Expenditure Plan	FY 2025 Funding Issue	FY 2025 Total Request
<b>Program:</b> DTA-2-0 Intermodal Transportation				
<b>Sub Program:</b> DTA-2-3 Intermodal Transportation Planning				
<b>Fund:</b> AA1000 General Fund				

Personal Services	-	-	-	-
Employee Related Expenditures	-	-	-	-
<b>Subtotal Personal Services and ERE</b>	-	-	-	-
Professional & Outside Services	-	-	-	-
Travel In-State	-	-	-	-
Travel Out-Of-State	-	-	-	-
Food	-	-	-	-
Aid To Organizations & Individuals	-	-	-	-
Other Operating Expenditures	-	-	-	-
Capital Outlay	-	-	-	-
Capital Equipment	-	-	-	-
Non-Capital Equipment	-	-	-	-
Debt Service	-	-	-	-
Cost Allocation & Indirect Costs	-	-	-	-
Transfers-Out	-	-	-	-
<b>Expenditure Categories Total:</b>	-	-	-	-
<b>General Fund Total:</b>	-	-	-	-

**Fund:** DT2005 State Aviation Fund

**Appropriated**

Personal Services	233.5	408.2	-	408.2
Employee Related Expenditures	87.8	173.4	-	173.4
<b>Subtotal Personal Services and ERE</b>	321.3	581.6	-	581.6
Professional & Outside Services	-	-	-	-
Travel In-State	0.4	0.5	-	0.5
Travel Out-Of-State	1.8	1.0	-	1.0
Food	-	-	-	-
Aid To Organizations & Individuals	-	-	-	-
Other Operating Expenditures	2.5	21.7	-	21.7

## Program Budget Unit Summary of Expenditure and Budget Request for Selected Funds

**Agency:** Department of Transportation

	FY 2023 Actuals	FY 2024 Expenditure Plan	FY 2025 Funding Issue	FY 2025 Total Request
<b>Program:</b> DTA-2-0 Intermodal Transportation				
<b>Sub Program:</b> DTA-2-3 Intermodal Transportation Planning				
<b>Fund:</b> DT2005 State Aviation Fund				

Capital Outlay	-	-	-	-
Capital Equipment	-	-	-	-
Non-Capital Equipment	-	-	-	-
Debt Service	-	-	-	-
Cost Allocation & Indirect Costs	-	-	-	-
Transfers-Out	-	-	-	-
<b>Expenditure Categories Total:</b>	<b>326.0</b>	<b>604.8</b>	-	<b>604.8</b>

**Non-Appropriated**

Personal Services	-	-	-	-
Employee Related Expenditures	-	-	-	-
<b>Subtotal Personal Services and ERE</b>	-	-	-	-
Professional & Outside Services	384.2	-	-	-
Travel In-State	-	-	-	-
Travel Out-Of-State	-	-	-	-
Food	-	-	-	-
Aid To Organizations & Individuals	-	-	-	-
Other Operating Expenditures	-	-	-	-
Capital Outlay	-	-	-	-
Capital Equipment	-	-	-	-
Non-Capital Equipment	-	-	-	-
Debt Service	-	-	-	-
Cost Allocation & Indirect Costs	-	-	-	-
Transfers-Out	-	-	-	-
<b>Expenditure Categories Total:</b>	<b>384.2</b>	-	-	-
<b>State Aviation Fund Total:</b>	<b>710.2</b>	<b>604.8</b>	-	<b>604.8</b>

**Fund:** DT2029 Regional Area Road Fund - Maricopa County

**Non-Appropriated**



## Program Budget Unit Summary of Expenditure and Budget Request for Selected Funds

**Agency:** Department of Transportation

	FY 2023 Actuals	FY 2024 Expenditure Plan	FY 2025 Funding Issue	FY 2025 Total Request
<b>Program: DTA-2-0 Intermodal Transportation</b>				
<b>Sub Program: DTA-2-3 Intermodal Transportation Planning</b>				
<b>Fund: DT2029 Regional Area Road Fund - Maricopa County</b>				
Personal Services	5.3	-	-	-
Employee Related Expenditures	2.3	-	-	-
<b>Subtotal Personal Services and ERE</b>	<b>7.6</b>	<b>-</b>	<b>-</b>	<b>-</b>
Professional & Outside Services	-	-	-	-
Travel In-State	-	-	-	-
Travel Out-Of-State	-	-	-	-
Food	-	-	-	-
Aid To Organizations & Individuals	-	-	-	-
Other Operating Expenditures	-	-	-	-
Capital Outlay	-	-	-	-
Capital Equipment	-	-	-	-
Non-Capital Equipment	-	-	-	-
Debt Service	-	-	-	-
Cost Allocation & Indirect Costs	-	-	-	-
Transfers-Out	-	-	-	-
<b>Expenditure Categories Total:</b>	<b>7.6</b>	<b>-</b>	<b>-</b>	<b>-</b>
<b>Regional Area Road Fund - Maricopa County Total:</b>	<b>7.6</b>	<b>-</b>	<b>-</b>	<b>-</b>

**Fund: DT2030 State Highway Fund**

<b>Appropriated</b>				
Personal Services	1,563.2	2,279.5	-	2,279.5
Employee Related Expenditures	640.2	893.5	-	893.5
<b>Subtotal Personal Services and ERE</b>	<b>2,203.4</b>	<b>3,173.0</b>	<b>-</b>	<b>3,173.0</b>
Professional & Outside Services	-	-	-	-
Travel In-State	17.5	10.0	-	10.0
Travel Out-Of-State	5.8	2.0	-	2.0
Food	-	-	-	-
Aid To Organizations & Individuals	0.0	-	-	-
Other Operating Expenditures	204.2	311.9	-	311.9

## Program Budget Unit Summary of Expenditure and Budget Request for Selected Funds

**Agency:** Department of Transportation

	FY 2023 Actuals	FY 2024 Expenditure Plan	FY 2025 Funding Issue	FY 2025 Total Request
<b>Program:</b> DTA-2-0 Intermodal Transportation				
<b>Sub Program:</b> DTA-2-3 Intermodal Transportation Planning				
<b>Fund:</b> DT2030 State Highway Fund				

Capital Outlay	-	-	-	-
Capital Equipment	14.0	-	-	-
Non-Capital Equipment	5.6	10.0	-	10.0
Debt Service	-	-	-	-
Cost Allocation & Indirect Costs	-	-	-	-
Transfers-Out	-	-	-	-
<b>Expenditure Categories Total:</b>	<b>2,450.5</b>	<b>3,506.9</b>	-	<b>3,506.9</b>

**Non-Appropriated**

Personal Services	3,771.9	-	-	-
Employee Related Expenditures	1,456.6	-	-	-
<b>Subtotal Personal Services and ERE</b>	<b>5,228.5</b>	-	-	-
Professional & Outside Services	7,987.7	-	-	-
Travel In-State	49.3	-	-	-
Travel Out-Of-State	35.9	-	-	-
Food	-	-	-	-
Aid To Organizations & Individuals	111.2	-	-	-
Other Operating Expenditures	1,836.3	-	-	-
Capital Outlay	-	-	-	-
Capital Equipment	-	-	-	-
Non-Capital Equipment	123.8	-	-	-
Debt Service	-	-	-	-
Cost Allocation & Indirect Costs	-	-	-	-
Transfers-Out	1,456.7	-	-	-
<b>Expenditure Categories Total:</b>	<b>16,829.4</b>	-	-	-
<b>State Highway Fund Total:</b>	<b>19,279.9</b>	<b>3,506.9</b>	-	<b>3,506.9</b>

**Fund:** DT2097 ADOT Federal Programs Fund

**Non-Appropriated**

## Program Budget Unit Summary of Expenditure and Budget Request for Selected Funds

**Agency:** Department of Transportation

	FY 2023 Actuals	FY 2024 Expenditure Plan	FY 2025 Funding Issue	FY 2025 Total Request
<b>Program: DTA-2-0 Intermodal Transportation</b>				
<b>Sub Program: DTA-2-3 Intermodal Transportation Planning</b>				
<b>Fund: DT2097 ADOT Federal Programs Fund</b>				
Personal Services	805.0	-	-	-
Employee Related Expenditures	307.7	-	-	-
<b>Subtotal Personal Services and ERE</b>	<b>1,112.7</b>	-	-	-
Professional & Outside Services	373.9	-	-	-
Travel In-State	-	-	-	-
Travel Out-Of-State	5.8	-	-	-
Food	-	-	-	-
Aid To Organizations & Individuals	17,801.1	-	-	-
Other Operating Expenditures	152.6	-	-	-
Capital Outlay	-	-	-	-
Capital Equipment	-	-	-	-
Non-Capital Equipment	2.2	-	-	-
Debt Service	-	-	-	-
Cost Allocation & Indirect Costs	-	-	-	-
Transfers-Out	-	-	-	-
<b>Expenditure Categories Total:</b>	<b>19,448.3</b>	-	-	-
<b>ADOT Federal Programs Fund Total:</b>	<b>19,448.3</b>	-	-	-

**Fund: DT2226 Air Quality Fund**

<b>Appropriated</b>				
Personal Services	42.6	488.3	-	488.3
Employee Related Expenditures	16.6	174.6	-	174.6
<b>Subtotal Personal Services and ERE</b>	<b>59.2</b>	<b>662.9</b>	-	<b>662.9</b>
Professional & Outside Services	22.3	-	(250.0)	(250.0)
Travel In-State	-	0.5	-	0.5
Travel Out-Of-State	0.7	1.0	-	1.0
Food	-	-	-	-
Aid To Organizations & Individuals	-	-	-	-
Other Operating Expenditures	1.3	387.7	-	387.7

## Program Budget Unit Summary of Expenditure and Budget Request for Selected Funds

**Agency:** Department of Transportation

	FY 2023 Actuals	FY 2024 Expenditure Plan	FY 2025 Funding Issue	FY 2025 Total Request
<b>Program:</b> DTA-2-0 Intermodal Transportation				
<b>Sub Program:</b> DTA-2-3 Intermodal Transportation Planning				
<b>Fund:</b> DT2226 Air Quality Fund				
Capital Outlay	-	-	-	-
Capital Equipment	-	-	-	-
Non-Capital Equipment	-	-	-	-
Debt Service	-	-	-	-
Cost Allocation & Indirect Costs	170.1	-	-	-
Transfers-Out	-	75.0	-	75.0
<b>Expenditure Categories Total:</b>	<b>253.6</b>	<b>1,127.1</b>	<b>(250.0)</b>	<b>877.1</b>
<b>Air Quality Fund Total:</b>	<b>253.6</b>	<b>1,127.1</b>	<b>(250.0)</b>	<b>877.1</b>

**Fund:** DT2244 Economic Strength Project Fund

<b>Non-Appropriated</b>				
Personal Services	-	-	-	-
Employee Related Expenditures	-	-	-	-
<b>Subtotal Personal Services and ERE</b>	<b>-</b>	<b>-</b>	<b>-</b>	<b>-</b>
Professional & Outside Services	-	-	-	-
Travel In-State	-	-	-	-
Travel Out-Of-State	-	-	-	-
Food	-	-	-	-
Aid To Organizations & Individuals	498.7	1,000.0	-	1,000.0
Other Operating Expenditures	-	-	-	-
Capital Outlay	-	-	-	-
Capital Equipment	-	-	-	-
Non-Capital Equipment	-	-	-	-
Debt Service	-	-	-	-
Cost Allocation & Indirect Costs	-	-	-	-
Transfers-Out	-	-	-	-
<b>Expenditure Categories Total:</b>	<b>498.7</b>	<b>1,000.0</b>	<b>-</b>	<b>1,000.0</b>
<b>Economic Strength Project Fund Total:</b>	<b>498.7</b>	<b>1,000.0</b>	<b>-</b>	<b>1,000.0</b>

## Program Budget Unit Summary of Expenditure and Budget Request for Selected Funds

**Agency:** Department of Transportation

	FY 2023 Actuals	FY 2024 Expenditure Plan	FY 2025 Funding Issue	FY 2025 Total Request
<b>Program:</b> DTA-2-0 Intermodal Transportation				
<b>Sub Program:</b> DTA-2-3 Intermodal Transportation Planning				
<b>Fund:</b> DT2244 Economic Strength Project Fund				
<b>Fund:</b> DT3701 Local Agency Deposits Fund				

**Non-Appropriated**

Personal Services	13.6	-	-	-
Employee Related Expenditures	5.7	-	-	-
<b>Subtotal Personal Services and ERE</b>	<b>19.3</b>	-	-	-
Professional & Outside Services	267.1	-	-	-
Travel In-State	-	-	-	-
Travel Out-Of-State	-	-	-	-
Food	-	-	-	-
Aid To Organizations & Individuals	25,512.9	-	-	-
Other Operating Expenditures	0.6	-	-	-
Capital Outlay	-	-	-	-
Capital Equipment	-	-	-	-
Non-Capital Equipment	-	-	-	-
Debt Service	-	-	-	-
Cost Allocation & Indirect Costs	-	-	-	-
Transfers-Out	2.8	-	-	-
<b>Expenditure Categories Total:</b>	<b>25,802.6</b>	-	-	-
<b>Local Agency Deposits Fund Total:</b>	<b>25,802.6</b>	-	-	-

**Fund:** DT9901 State Match Advantage for Rural Transportation (SMART) Fund

**Non-Appropriated**

Personal Services	0.3	-	-	-
Employee Related Expenditures	0.1	-	-	-
<b>Subtotal Personal Services and ERE</b>	<b>0.4</b>	-	-	-
Professional & Outside Services	-	-	-	-
Travel In-State	-	-	-	-
Travel Out-Of-State	-	-	-	-

## Program Budget Unit Summary of Expenditure and Budget Request for Selected Funds

**Agency:** Department of Transportation

	FY 2023 Actuals	FY 2024 Expenditure Plan	FY 2025 Funding Issue	FY 2025 Total Request
<b>Program:</b> DTA-2-0 Intermodal Transportation				
<b>Sub Program:</b> DTA-2-3 Intermodal Transportation Planning				
<b>Fund:</b> DT9901 State Match Advantage for Rural Transportation (SMART) Fund				
Food	-	-	-	-
Aid To Organizations & Individuals	-	-	-	-
Other Operating Expenditures	-	-	-	-
Capital Outlay	-	-	-	-
Capital Equipment	-	-	-	-
Non-Capital Equipment	-	-	-	-
Debt Service	-	-	-	-
Cost Allocation & Indirect Costs	-	-	-	-
Transfers-Out	-	-	-	-
<b>Expenditure Categories Total:</b>	<b>0.4</b>	<b>-</b>	<b>-</b>	<b>-</b>
<b>State Match Advantage for Rural Transportation (SMART) Fund Total:</b>	<b>0.4</b>	<b>-</b>	<b>-</b>	<b>-</b>
<b>Sub Program Total for Select Funds:</b>	<b>66,001.2</b>	<b>6,238.8</b>	<b>(250.0)</b>	<b>5,988.8</b>

**Sub Program:** DTA-2-4 SLI Vehicles and Heavy Equipment

**Fund:** DT2071 ADOT Fleet Operations Fund

<b>Appropriated</b>				
Personal Services	10,568.8	10,388.6	1,302.7	11,691.3
Employee Related Expenditures	4,909.6	4,827.5	694.9	5,522.4
<b>Subtotal Personal Services and ERE</b>	<b>15,478.3</b>	<b>15,216.1</b>	<b>1,997.6</b>	<b>17,213.7</b>
Professional & Outside Services	268.5	-	-	-
Travel In-State	64.4	-	-	-
Travel Out-Of-State	-	-	-	-
Food	-	-	-	-
Aid To Organizations & Individuals	-	-	-	-
Other Operating Expenditures	5,067.9	9,992.9	2,010.3	12,003.2
Capital Outlay	0.2	-	-	-
Capital Equipment	(9.4)	-	-	-

## Program Budget Unit Summary of Expenditure and Budget Request for Selected Funds

**Agency:** Department of Transportation

	FY 2023 Actuals	FY 2024 Expenditure Plan	FY 2025 Funding Issue	FY 2025 Total Request
<b>Program: DTA-2-0 Intermodal Transportation</b>				
<b>Sub Program: DTA-2-4 SLI Vehicles and Heavy Equipment</b>				
<b>Fund: DT2071 ADOT Fleet Operations Fund</b>				
Non-Capital Equipment	94.3	-	-	-
Debt Service	-	-	-	-
Cost Allocation & Indirect Costs	-	-	-	-
Transfers-Out	-	-	-	-
<b>Expenditure Categories Total:</b>	<b>20,964.3</b>	<b>25,209.0</b>	<b>4,007.9</b>	<b>29,216.9</b>
<b>ADOT Fleet Operations Fund Total:</b>	<b>20,964.3</b>	<b>25,209.0</b>	<b>4,007.9</b>	<b>29,216.9</b>
<b>Sub Program Total for Select Funds:</b>	<b>20,964.3</b>	<b>25,209.0</b>	<b>4,007.9</b>	<b>29,216.9</b>

**Sub Program: DTA-2-7 SLI Driver Safety and Livestock Control**

**Fund: DT2030 State Highway Fund**

**Appropriated**

Personal Services	79.6	100.0	-	100.0
Employee Related Expenditures	34.2	50.4	-	50.4
<b>Subtotal Personal Services and ERE</b>	<b>113.9</b>	<b>150.4</b>	<b>-</b>	<b>150.4</b>
Professional & Outside Services	-	-	-	-
Travel In-State	-	-	-	-
Travel Out-Of-State	-	-	-	-
Food	-	-	-	-
Aid To Organizations & Individuals	-	-	-	-
Other Operating Expenditures	161.6	649.6	-	649.6
Capital Outlay	-	-	-	-
Capital Equipment	-	-	-	-
Non-Capital Equipment	-	-	-	-
Debt Service	-	-	-	-
Cost Allocation & Indirect Costs	-	-	-	-
Transfers-Out	-	-	-	-
<b>Expenditure Categories Total:</b>	<b>275.5</b>	<b>800.0</b>	<b>-</b>	<b>800.0</b>

## Program Budget Unit Summary of Expenditure and Budget Request for Selected Funds

**Agency:** Department of Transportation

	FY 2023 Actuals	FY 2024 Expenditure Plan	FY 2025 Funding Issue	FY 2025 Total Request
<b>Program:</b> DTA-2-0 Intermodal Transportation				
<b>Sub Program:</b> DTA-2-7 SLI Driver Safety and Livestock Control				
<b>Fund:</b> DT2030 State Highway Fund				
<b>State Highway Fund Total:</b>	275.5	800.0	-	800.0
<b>Sub Program Total for Select Funds:</b>	275.5	800.0	-	800.0

**Sub Program:** DTA-2-8 SLI Highway Damage Recovery Account

**Fund:** DT2044 Highway Damage Recovery Account Fund

**Appropriated**

Personal Services	-	-	-	-
Employee Related Expenditures	-	-	-	-
<b>Subtotal Personal Services and ERE</b>	-	-	-	-
Professional & Outside Services	-	-	-	-
Travel In-State	-	-	-	-
Travel Out-Of-State	-	-	-	-
Food	-	-	-	-
Aid To Organizations & Individuals	-	-	-	-
Other Operating Expenditures	7,987.8	8,000.8	-	8,000.8
Capital Outlay	0.8	-	-	-
Capital Equipment	-	-	-	-
Non-Capital Equipment	-	-	-	-
Debt Service	-	-	-	-
Cost Allocation & Indirect Costs	-	-	-	-
Transfers-Out	-	-	-	-
<b>Expenditure Categories Total:</b>	7,988.6	8,000.8	-	8,000.8
<b>Highway Damage Recovery Account Fund Total:</b>	7,988.6	8,000.8	-	8,000.8
<b>Sub Program Total for Select Funds:</b>	7,988.6	8,000.8	-	8,000.8



## Program Budget Unit Summary of Expenditure and Budget Request for Selected Funds

**Agency:** Department of Transportation

	FY 2023 Actuals	FY 2024 Expenditure Plan	FY 2025 Funding Issue	FY 2025 Total Request
<b>Program:</b> DTA-2-0 Intermodal Transportation				
<b>Sub Program:</b> DTA-2-11 SLI Preventative Surface Treatments				
<b>Fund:</b> DT2030 State Highway Fund				

**Appropriated**

Personal Services	326.0	751.7	-	751.7
Employee Related Expenditures	107.1	305.8	-	305.8
<b>Subtotal Personal Services and ERE</b>	<b>433.2</b>	<b>1,057.5</b>	-	<b>1,057.5</b>
Professional & Outside Services	-	-	-	-
Travel In-State	5.7	-	-	-
Travel Out-Of-State	-	-	-	-
Food	-	-	-	-
Aid To Organizations & Individuals	-	-	-	-
Other Operating Expenditures	28,567.0	35,084.5	-	35,084.5
Capital Outlay	-	-	-	-
Capital Equipment	-	-	-	-
Non-Capital Equipment	-	-	-	-
Debt Service	-	-	-	-
Cost Allocation & Indirect Costs	-	-	-	-
Transfers-Out	-	-	-	-
<b>Expenditure Categories Total:</b>	<b>29,005.8</b>	<b>36,142.0</b>	-	<b>36,142.0</b>
<b>State Highway Fund Total:</b>	<b>29,005.8</b>	<b>36,142.0</b>	-	<b>36,142.0</b>
<b>Sub Program Total for Select Funds:</b>	<b>29,005.8</b>	<b>36,142.0</b>	-	<b>36,142.0</b>

**Sub Program:** DTA-2-12 SLI One-Time ADOT Fleet Fuel Inflation Funding

**Fund:** DT2030 State Highway Fund

**Appropriated**

Personal Services	-	-	-	-
Employee Related Expenditures	-	-	-	-
<b>Subtotal Personal Services and ERE</b>	-	-	-	-
Professional & Outside Services	-	-	-	-

**Program Budget Unit Summary of Expenditure and Budget Request  
for Selected Funds**

**Agency:** Department of Transportation

	FY 2023 Actuals	FY 2024 Expenditure Plan	FY 2025 Funding Issue	FY 2025 Total Request
<b>Program:</b> DTA-2-0 Intermodal Transportation				
<b>Sub Program:</b> DTA-2-12 SLI One-Time ADOT Fleet Fuel Inflation Funding				
<b>Fund:</b> DT2030 State Highway Fund				

Travel In-State	-	-	-	-
Travel Out-Of-State	-	-	-	-
Food	-	-	-	-
Aid To Organizations & Individuals	-	-	-	-
Other Operating Expenditures	-	2,337.9	-	2,337.9
Capital Outlay	-	-	-	-
Capital Equipment	-	-	-	-
Non-Capital Equipment	-	-	-	-
Debt Service	-	-	-	-
Cost Allocation & Indirect Costs	-	-	-	-
Transfers-Out	-	-	-	-
<b>Expenditure Categories Total:</b>	<b>-</b>	<b>2,337.9</b>	<b>-</b>	<b>2,337.9</b>
<b>State Highway Fund Total:</b>	<b>-</b>	<b>2,337.9</b>	<b>-</b>	<b>2,337.9</b>
<b>Sub Program Total for Select Funds:</b>	<b>-</b>	<b>2,337.9</b>	<b>-</b>	<b>2,337.9</b>

**Sub Program:** DTA-2-13 SLI Targeted Statewide Litter Removal

**Fund:** DT2030 State Highway Fund

**Appropriated**

Personal Services	-	-	-	-
Employee Related Expenditures	-	-	-	-
<b>Subtotal Personal Services and ERE</b>	<b>-</b>	<b>-</b>	<b>-</b>	<b>-</b>
Professional & Outside Services	-	3,106.8	-	3,106.8
Travel In-State	-	-	-	-
Travel Out-Of-State	-	-	-	-
Food	-	-	-	-
Aid To Organizations & Individuals	-	-	-	-
Other Operating Expenditures	-	-	-	-
Capital Outlay	-	-	-	-

## Program Budget Unit Summary of Expenditure and Budget Request for Selected Funds

<b>Agency:</b>	Department of Transportation
----------------	------------------------------

	FY 2023 Actuals	FY 2024 Expenditure Plan	FY 2025 Funding Issue	FY 2025 Total Request
<b>Program:</b> DTA-2-0   Intermodal Transportation				
<b>Sub Program:</b> DTA-2-13   SLI Targeted Statewide Litter Removal				
<b>Fund:</b> DT2030   State Highway Fund				

Capital Equipment	-	-	-	-
Non-Capital Equipment	-	-	-	-
Debt Service	-	-	-	-
Cost Allocation & Indirect Costs	-	-	-	-
Transfers-Out	-	-	-	-
<b>Expenditure Categories Total:</b>	-	3,106.8	-	3,106.8
<b>State Highway Fund Total:</b>	-	3,106.8	-	3,106.8
<b>Sub Program Total for Select Funds:</b>	-	3,106.8	-	3,106.8

## Program Budget Unit Summary of Expenditure and Budget Request for Selected Funds

**Agency:** Department of Transportation

	FY 2023 Actuals	FY 2024 Expenditure Plan	FY 2025 Funding Issue	FY 2025 Total Request
<b>Program:</b> DTA-3-0 Motor Vehicle				

**Fund:** DT2030 State Highway Fund

### Appropriated

Personal Services	50,350.0	51,516.4	-	51,516.4
Employee Related Expenditures	23,682.7	25,125.0	-	25,125.0
<b>Subtotal Personal Services and ERE</b>	<b>74,032.7</b>	<b>76,641.4</b>	-	<b>76,641.4</b>
Professional & Outside Services	2,043.8	2,114.2	-	2,114.2
Travel In-State	322.6	194.0	-	194.0
Travel Out-Of-State	26.0	38.1	-	38.1
Food	2.9	2.0	-	2.0
Aid To Organizations & Individuals	-	-	-	-
Other Operating Expenditures	28,972.0	27,198.4	(1,356.8)	25,841.6
Capital Outlay	45.6	70.2	-	70.2
Capital Equipment	22.2	50.0	-	50.0
Non-Capital Equipment	1,344.8	489.6	-	489.6
Debt Service	-	-	-	-
Cost Allocation & Indirect Costs	-	-	-	-
Transfers-Out	-	-	-	-
<b>Expenditure Categories Total:</b>	<b>106,812.6</b>	<b>106,797.9</b>	<b>(1,356.8)</b>	<b>105,441.1</b>

### Non-Appropriated

Personal Services	560.5	-	-	-
Employee Related Expenditures	286.7	-	-	-
<b>Subtotal Personal Services and ERE</b>	<b>847.2</b>	-	-	-
Professional & Outside Services	72.8	-	-	-
Travel In-State	2.9	-	-	-
Travel Out-Of-State	21.8	-	-	-
Food	-	-	-	-
Aid To Organizations & Individuals	-	-	-	-
Other Operating Expenditures	5,232.0	4,600.0	-	4,600.0
Capital Outlay	-	-	-	-
Capital Equipment	104.3	-	-	-
Non-Capital Equipment	11.1	-	-	-
Debt Service	-	-	-	-

## Program Budget Unit Summary of Expenditure and Budget Request for Selected Funds

**Agency:** Department of Transportation

	FY 2023 Actuals	FY 2024 Expenditure Plan	FY 2025 Funding Issue	FY 2025 Total Request
<b>Program:</b> DTA-3-0 Motor Vehicle				
<b>Fund:</b> DT2030 State Highway Fund				
Cost Allocation & Indirect Costs	-	-	-	-
Transfers-Out	-	-	-	-
<b>Expenditure Categories Total:</b>	6,292.2	4,600.0	-	4,600.0
<b>State Highway Fund Total:</b>	113,104.8	111,397.9	(1,356.8)	110,041.1

**Fund:** DT2150 Abandoned Vehicles Administration Fund

**Non-Appropriated**

Personal Services	-	-	-	-
Employee Related Expenditures	-	-	-	-
<b>Subtotal Personal Services and ERE</b>	-	-	-	-
Professional & Outside Services	-	-	-	-
Travel In-State	-	-	-	-
Travel Out-Of-State	-	-	-	-
Food	-	-	-	-
Aid To Organizations & Individuals	-	-	-	-
Other Operating Expenditures	865.5	1,000.0	-	1,000.0
Capital Outlay	-	-	-	-
Capital Equipment	-	-	-	-
Non-Capital Equipment	-	-	-	-
Debt Service	-	-	-	-
Cost Allocation & Indirect Costs	-	-	-	-
Transfers-Out	-	-	-	-
<b>Expenditure Categories Total:</b>	865.5	1,000.0	-	1,000.0
<b>Abandoned Vehicles Administration Fund Total:</b>	865.5	1,000.0	-	1,000.0

**Fund:** DT2208 Ignition Interlock Device Fund

**Appropriated**

Personal Services	215.1	235.1	-	235.1
-------------------	-------	-------	---	-------

## Program Budget Unit Summary of Expenditure and Budget Request for Selected Funds

**Agency:** Department of Transportation

	FY 2023 Actuals	FY 2024 Expenditure Plan	FY 2025 Funding Issue	FY 2025 Total Request
<b>Program: DTA-3-0 Motor Vehicle</b>				
<b>Fund: DT2208 Ignition Interlock Device Fund</b>				
Employee Related Expenditures	113.1	120.1	-	120.1
<b>Subtotal Personal Services and ERE</b>	<b>328.3</b>	<b>355.2</b>	<b>-</b>	<b>355.2</b>
Professional & Outside Services	-	-	-	-
Travel In-State	-	-	-	-
Travel Out-Of-State	-	-	-	-
Food	-	-	-	-
Aid To Organizations & Individuals	-	-	-	-
Other Operating Expenditures	1.1	3.5	-	3.5
Capital Outlay	-	-	-	-
Capital Equipment	-	-	-	-
Non-Capital Equipment	-	-	-	-
Debt Service	-	-	-	-
Cost Allocation & Indirect Costs	-	-	-	-
Transfers-Out	-	-	-	-
<b>Expenditure Categories Total:</b>	<b>329.3</b>	<b>358.7</b>	<b>-</b>	<b>358.7</b>
<b>Ignition Interlock Device Fund Total:</b>	<b>329.3</b>	<b>358.7</b>	<b>-</b>	<b>358.7</b>

**Fund: DT2266 Cash Deposits Fund**

**Non-Appropriated**

Personal Services	-	-	-	-
Employee Related Expenditures	-	-	-	-
<b>Subtotal Personal Services and ERE</b>	<b>-</b>	<b>-</b>	<b>-</b>	<b>-</b>
Professional & Outside Services	-	-	-	-
Travel In-State	-	-	-	-
Travel Out-Of-State	-	-	-	-
Food	-	-	-	-
Aid To Organizations & Individuals	-	-	-	-
Other Operating Expenditures	-	-	-	-
Capital Outlay	-	-	-	-
Capital Equipment	-	-	-	-
Non-Capital Equipment	(0.6)	-	-	-

## Program Budget Unit Summary of Expenditure and Budget Request for Selected Funds

**Agency:** Department of Transportation

	FY 2023 Actuals	FY 2024 Expenditure Plan	FY 2025 Funding Issue	FY 2025 Total Request
<b>Program:</b> DTA-3-0 Motor Vehicle				
<b>Fund:</b> DT2266 Cash Deposits Fund				
Debt Service	-	-	-	-
Cost Allocation & Indirect Costs	-	-	-	-
Transfers-Out	-	-	-	-
<b>Expenditure Categories Total:</b>	<b>(0.6)</b>	-	-	-
<b>Cash Deposits Fund Total:</b>	<b>(0.6)</b>	-	-	-

**Fund:** DT2272 Vehicle Inspection and Certificate of Title Enforcement Fund

**Appropriated**

Personal Services	815.0	1,060.7	-	1,060.7
Employee Related Expenditures	421.4	500.4	-	500.4
<b>Subtotal Personal Services and ERE</b>	<b>1,236.3</b>	<b>1,561.1</b>	-	<b>1,561.1</b>
Professional & Outside Services	15.0	-	-	-
Travel In-State	0.3	-	-	-
Travel Out-Of-State	-	-	-	-
Food	-	-	-	-
Aid To Organizations & Individuals	-	-	-	-
Other Operating Expenditures	54.3	84.7	-	84.7
Capital Outlay	-	-	-	-
Capital Equipment	-	-	-	-
Non-Capital Equipment	-	-	-	-
Debt Service	-	-	-	-
Cost Allocation & Indirect Costs	-	-	-	-
Transfers-Out	-	-	-	-
<b>Expenditure Categories Total:</b>	<b>1,305.8</b>	<b>1,645.8</b>	-	<b>1,645.8</b>
<b>Vehicle Inspection and Certificate of Title Enforcement Fund Total:</b>	<b>1,305.8</b>	<b>1,645.8</b>	-	<b>1,645.8</b>

**Fund:** DT2285 Motor Vehicle Liability Insurance Enforcement Fund

**Appropriated**

## Program Budget Unit Summary of Expenditure and Budget Request for Selected Funds

**Agency:** Department of Transportation

	FY 2023 Actuals	FY 2024 Expenditure Plan	FY 2025 Funding Issue	FY 2025 Total Request
<b>Program: DTA-3-0 Motor Vehicle</b>				
<b>Fund: DT2285 Motor Vehicle Liability Insurance Enforcement Fund</b>				
Personal Services	1,021.0	835.0	-	835.0
Employee Related Expenditures	487.0	426.6	-	426.6
<b>Subtotal Personal Services and ERE</b>	<b>1,508.0</b>	<b>1,261.6</b>	-	<b>1,261.6</b>
Professional & Outside Services	251.3	-	-	-
Travel In-State	0.1	5.0	-	5.0
Travel Out-Of-State	-	-	-	-
Food	-	-	-	-
Aid To Organizations & Individuals	-	-	-	-
Other Operating Expenditures	1,143.1	303.6	-	303.6
Capital Outlay	-	-	-	-
Capital Equipment	-	-	-	-
Non-Capital Equipment	0.4	0.4	-	0.4
Debt Service	-	-	-	-
Cost Allocation & Indirect Costs	-	-	-	-
Transfers-Out	350.0	-	-	-
<b>Expenditure Categories Total:</b>	<b>3,252.8</b>	<b>1,570.6</b>	-	<b>1,570.6</b>
<b>Motor Vehicle Liability Insurance Enforcement Fund Total:</b>	<b>3,252.8</b>	<b>1,570.6</b>	-	<b>1,570.6</b>

**Fund: DT2380 Motor Carrier Safety Revolving Fund**

**Non-Appropriated**

Personal Services	-	-	-	-
Employee Related Expenditures	-	-	-	-
<b>Subtotal Personal Services and ERE</b>	<b>-</b>	<b>-</b>	<b>-</b>	<b>-</b>
Professional & Outside Services	-	-	-	-
Travel In-State	-	-	-	-
Travel Out-Of-State	-	-	-	-
Food	-	-	-	-
Aid To Organizations & Individuals	-	-	-	-
Other Operating Expenditures	0.5	-	-	-
Capital Outlay	-	-	-	-
Capital Equipment	-	-	-	-



## Program Budget Unit Summary of Expenditure and Budget Request for Selected Funds

**Agency:** Department of Transportation

	FY 2023 Actuals	FY 2024 Expenditure Plan	FY 2025 Funding Issue	FY 2025 Total Request
<b>Program:</b> DTA-3-0 Motor Vehicle				
<b>Fund:</b> DT2380 Motor Carrier Safety Revolving Fund				
Non-Capital Equipment	-	-	-	-
Debt Service	-	-	-	-
Cost Allocation & Indirect Costs	-	-	-	-
Transfers-Out	-	-	-	-
<b>Expenditure Categories Total:</b>	0.5	-	-	-
<b>Motor Carrier Safety Revolving Fund Total:</b>	0.5	-	-	-

**Fund:** DT2500 IGA and ISA Fund

**Non-Appropriated**

Personal Services	-	-	-	-
Employee Related Expenditures	-	-	-	-
<b>Subtotal Personal Services and ERE</b>	-	-	-	-
Professional & Outside Services	1,757.0	-	-	-
Travel In-State	-	-	-	-
Travel Out-Of-State	-	-	-	-
Food	-	-	-	-
Aid To Organizations & Individuals	-	-	-	-
Other Operating Expenditures	-	-	-	-
Capital Outlay	-	-	-	-
Capital Equipment	-	-	-	-
Non-Capital Equipment	-	-	-	-
Debt Service	-	-	-	-
Cost Allocation & Indirect Costs	-	-	-	-
Transfers-Out	-	-	-	-
<b>Expenditure Categories Total:</b>	1,757.0	-	-	-
<b>IGA and ISA Fund Total:</b>	1,757.0	-	-	-

**Fund:** DT2650 Statewide Special Plates Fund

**Non-Appropriated**

## Program Budget Unit Summary of Expenditure and Budget Request for Selected Funds

<b>Agency:</b>	Department of Transportation
----------------	------------------------------

	FY 2023 Actuals	FY 2024 Expenditure Plan	FY 2025 Funding Issue	FY 2025 Total Request
<b>Program: DTA-3-0 Motor Vehicle</b>				
<b>Fund: DT2650 Statewide Special Plates Fund</b>				
Personal Services	-	-	-	-
Employee Related Expenditures	-	-	-	-
<b>Subtotal Personal Services and ERE</b>	-	-	-	-
Professional & Outside Services	-	-	-	-
Travel In-State	-	-	-	-
Travel Out-Of-State	-	-	-	-
Food	-	-	-	-
Aid To Organizations & Individuals	5,971.6	6,897.5	-	6,897.5
Other Operating Expenditures	-	-	-	-
Capital Outlay	-	-	-	-
Capital Equipment	-	-	-	-
Non-Capital Equipment	-	-	-	-
Debt Service	-	-	-	-
Cost Allocation & Indirect Costs	-	-	-	-
Transfers-Out	-	-	-	-
<b>Expenditure Categories Total:</b>	<b>5,971.6</b>	<b>6,897.5</b>	-	<b>6,897.5</b>
<b>Statewide Special Plates Fund Total:</b>	<b>5,971.6</b>	<b>6,897.5</b>	-	<b>6,897.5</b>

<b>Fund:</b>	<b>DT2985 ADOT Coronavirus State and Local Fiscal Recovery Fund</b>
--------------	---

<b>Non-Appropriated</b>
-------------------------

Personal Services	49.2	-	-	-
Employee Related Expenditures	10.3	-	-	-
<b>Subtotal Personal Services and ERE</b>	<b>59.5</b>	-	-	-
Professional & Outside Services	-	-	-	-
Travel In-State	-	-	-	-
Travel Out-Of-State	-	-	-	-
Food	-	-	-	-
Aid To Organizations & Individuals	-	-	-	-
Other Operating Expenditures	-	-	-	-
Capital Outlay	-	-	-	-
Capital Equipment	-	-	-	-

## Program Budget Unit Summary of Expenditure and Budget Request for Selected Funds

**Agency:** Department of Transportation

	FY 2023 Actuals	FY 2024 Expenditure Plan	FY 2025 Funding Issue	FY 2025 Total Request
<b>Program:</b> DTA-3-0 Motor Vehicle				
<b>Fund:</b> DT2985 ADOT Coronavirus State and Local Fiscal Recovery Fund				
Non-Capital Equipment	-	-	-	-
Debt Service	-	-	-	-
Cost Allocation & Indirect Costs	-	-	-	-
Transfers-Out	-	-	-	-
<b>Expenditure Categories Total:</b>	<b>59.5</b>	<b>-</b>	<b>-</b>	<b>-</b>
<b>ADOT Coronavirus State and Local Fiscal Recovery Fund Total:</b>	<b>59.5</b>	<b>-</b>	<b>-</b>	<b>-</b>

**Fund:** DT3113 Highway User Revenue Fund

**Appropriated**

Personal Services	484.9	453.7	-	453.7
Employee Related Expenditures	208.5	330.0	-	330.0
<b>Subtotal Personal Services and ERE</b>	<b>693.4</b>	<b>783.7</b>	<b>-</b>	<b>783.7</b>
Professional & Outside Services	9.2	-	-	-
Travel In-State	0.5	-	-	-
Travel Out-Of-State	-	-	-	-
Food	-	-	-	-
Aid To Organizations & Individuals	-	-	-	-
Other Operating Expenditures	30.0	79.0	-	79.0
Capital Outlay	-	-	-	-
Capital Equipment	-	-	-	-
Non-Capital Equipment	-	-	-	-
Debt Service	-	-	-	-
Cost Allocation & Indirect Costs	-	-	-	-
Transfers-Out	-	-	-	-
<b>Expenditure Categories Total:</b>	<b>733.1</b>	<b>862.7</b>	<b>-</b>	<b>862.7</b>
<b>Highway User Revenue Fund Total:</b>	<b>733.1</b>	<b>862.7</b>	<b>-</b>	<b>862.7</b>
<b>Program Total for Select Funds:</b>	<b>127,379.3</b>	<b>123,733.2</b>	<b>(1,356.8)</b>	<b>122,376.4</b>

## Program Budget Unit Summary of Expenditure and Budget Request for Selected Funds

**Agency:** Department of Transportation

	FY 2023 Actuals	FY 2024 Expenditure Plan	FY 2025 Funding Issue	FY 2025 Total Request
<b>Program:</b> DTA-3-0 Motor Vehicle				
<b>Sub Program:</b> DTA-3-1 Customer Services				
<b>Fund:</b> DT2030 State Highway Fund				

### Appropriated

Personal Services	36,117.0	35,322.9	-	35,322.9
Employee Related Expenditures	17,097.3	17,927.0	-	17,927.0
<b>Subtotal Personal Services and ERE</b>	<b>53,214.3</b>	<b>53,249.9</b>	-	<b>53,249.9</b>
Professional & Outside Services	2,018.9	1,588.5	-	1,588.5
Travel In-State	148.0	107.8	-	107.8
Travel Out-Of-State	5.2	3.1	-	3.1
Food	-	-	-	-
Aid To Organizations & Individuals	-	-	-	-
Other Operating Expenditures	24,965.1	23,597.0	(1,020.0)	22,577.0
Capital Outlay	45.3	70.2	-	70.2
Capital Equipment	-	-	-	-
Non-Capital Equipment	423.8	239.6	-	239.6
Debt Service	-	-	-	-
Cost Allocation & Indirect Costs	-	-	-	-
Transfers-Out	-	-	-	-
<b>Expenditure Categories Total:</b>	<b>80,820.6</b>	<b>78,856.1</b>	<b>(1,020.0)</b>	<b>77,836.1</b>

### Non-Appropriated

Personal Services	18.3	-	-	-
Employee Related Expenditures	9.2	-	-	-
<b>Subtotal Personal Services and ERE</b>	<b>27.5</b>	-	-	-
Professional & Outside Services	72.8	-	-	-
Travel In-State	-	-	-	-
Travel Out-Of-State	3.6	-	-	-
Food	-	-	-	-
Aid To Organizations & Individuals	-	-	-	-
Other Operating Expenditures	4,327.9	4,600.0	-	4,600.0
Capital Outlay	-	-	-	-
Capital Equipment	-	-	-	-

## Program Budget Unit Summary of Expenditure and Budget Request for Selected Funds

**Agency:** Department of Transportation

	FY 2023 Actuals	FY 2024 Expenditure Plan	FY 2025 Funding Issue	FY 2025 Total Request
<b>Program:</b> DTA-3-0 Motor Vehicle				
<b>Fund:</b> DT2030 State Highway Fund				
Non-Capital Equipment	-	-	-	-
Debt Service	-	-	-	-
Cost Allocation & Indirect Costs	-	-	-	-
Transfers-Out	-	-	-	-
<b>Expenditure Categories Total:</b>	4,431.8	4,600.0	-	4,600.0
<b>State Highway Fund Total:</b>	85,252.4	83,456.1	(1,020.0)	82,436.1

**Fund:** DT2150 Abandoned Vehicles Administration Fund

**Non-Appropriated**

Personal Services	-	-	-	-
Employee Related Expenditures	-	-	-	-
<b>Subtotal Personal Services and ERE</b>	-	-	-	-
Professional & Outside Services	-	-	-	-
Travel In-State	-	-	-	-
Travel Out-Of-State	-	-	-	-
Food	-	-	-	-
Aid To Organizations & Individuals	-	-	-	-
Other Operating Expenditures	865.5	1,000.0	-	1,000.0
Capital Outlay	-	-	-	-
Capital Equipment	-	-	-	-
Non-Capital Equipment	-	-	-	-
Debt Service	-	-	-	-
Cost Allocation & Indirect Costs	-	-	-	-
Transfers-Out	-	-	-	-
<b>Expenditure Categories Total:</b>	865.5	1,000.0	-	1,000.0
<b>Abandoned Vehicles Administration Fund Total:</b>	865.5	1,000.0	-	1,000.0

**Fund:** DT2208 Ignition Interlock Device Fund

**Appropriated**

## Program Budget Unit Summary of Expenditure and Budget Request for Selected Funds

**Agency:** Department of Transportation

	FY 2023 Actuals	FY 2024 Expenditure Plan	FY 2025 Funding Issue	FY 2025 Total Request
<b>Program: DTA-3-0 Motor Vehicle</b>				
<b>Fund: DT2208 Ignition Interlock Device Fund</b>				
Personal Services	215.1	235.1	-	235.1
Employee Related Expenditures	113.1	120.1	-	120.1
<b>Subtotal Personal Services and ERE</b>	<b>328.3</b>	<b>355.2</b>	<b>-</b>	<b>355.2</b>
Professional & Outside Services	-	-	-	-
Travel In-State	-	-	-	-
Travel Out-Of-State	-	-	-	-
Food	-	-	-	-
Aid To Organizations & Individuals	-	-	-	-
Other Operating Expenditures	1.1	3.5	-	3.5
Capital Outlay	-	-	-	-
Capital Equipment	-	-	-	-
Non-Capital Equipment	-	-	-	-
Debt Service	-	-	-	-
Cost Allocation & Indirect Costs	-	-	-	-
Transfers-Out	-	-	-	-
<b>Expenditure Categories Total:</b>	<b>329.3</b>	<b>358.7</b>	<b>-</b>	<b>358.7</b>
<b>Ignition Interlock Device Fund Total:</b>	<b>329.3</b>	<b>358.7</b>	<b>-</b>	<b>358.7</b>

**Fund: DT2285 Motor Vehicle Liability Insurance Enforcement Fund**

<b>Appropriated</b>				
Personal Services	316.7	275.7	-	275.7
Employee Related Expenditures	145.2	140.3	-	140.3
<b>Subtotal Personal Services and ERE</b>	<b>461.9</b>	<b>416.0</b>	<b>-</b>	<b>416.0</b>
Professional & Outside Services	220.0	-	-	-
Travel In-State	-	-	-	-
Travel Out-Of-State	-	-	-	-
Food	-	-	-	-
Aid To Organizations & Individuals	-	-	-	-
Other Operating Expenditures	4.9	103.5	-	103.5
Capital Outlay	-	-	-	-
Capital Equipment	-	-	-	-

## Program Budget Unit Summary of Expenditure and Budget Request for Selected Funds

**Agency:** Department of Transportation

	FY 2023 Actuals	FY 2024 Expenditure Plan	FY 2025 Funding Issue	FY 2025 Total Request
<b>Program:</b> DTA-3-0 Motor Vehicle				
<b>Fund:</b> DT2285 Motor Vehicle Liability Insurance Enforcement Fund				
Non-Capital Equipment	0.4	0.4	-	0.4
Debt Service	-	-	-	-
Cost Allocation & Indirect Costs	-	-	-	-
Transfers-Out	-	-	-	-
<b>Expenditure Categories Total:</b>	687.1	519.9	-	519.9
<b>Motor Vehicle Liability Insurance Enforcement Fund Total:</b>	687.1	519.9	-	519.9

**Fund:** DT2500 IGA and ISA Fund

**Non-Appropriated**

Personal Services	-	-	-	-
Employee Related Expenditures	-	-	-	-
<b>Subtotal Personal Services and ERE</b>	-	-	-	-
Professional & Outside Services	1,757.0	-	-	-
Travel In-State	-	-	-	-
Travel Out-Of-State	-	-	-	-
Food	-	-	-	-
Aid To Organizations & Individuals	-	-	-	-
Other Operating Expenditures	-	-	-	-
Capital Outlay	-	-	-	-
Capital Equipment	-	-	-	-
Non-Capital Equipment	-	-	-	-
Debt Service	-	-	-	-
Cost Allocation & Indirect Costs	-	-	-	-
Transfers-Out	-	-	-	-
<b>Expenditure Categories Total:</b>	1,757.0	-	-	-
<b>IGA and ISA Fund Total:</b>	1,757.0	-	-	-

**Fund:** DT2650 Statewide Special Plates Fund

**Non-Appropriated**

## Program Budget Unit Summary of Expenditure and Budget Request for Selected Funds

**Agency:** Department of Transportation

	FY 2023 Actuals	FY 2024 Expenditure Plan	FY 2025 Funding Issue	FY 2025 Total Request
<b>Program: DTA-3-0 Motor Vehicle</b>				
<b>Fund: DT2650 Statewide Special Plates Fund</b>				
Personal Services	-	-	-	-
Employee Related Expenditures	-	-	-	-
<b>Subtotal Personal Services and ERE</b>	<b>-</b>	<b>-</b>	<b>-</b>	<b>-</b>
Professional & Outside Services	-	-	-	-
Travel In-State	-	-	-	-
Travel Out-Of-State	-	-	-	-
Food	-	-	-	-
Aid To Organizations & Individuals	5,971.6	6,897.5	-	6,897.5
Other Operating Expenditures	-	-	-	-
Capital Outlay	-	-	-	-
Capital Equipment	-	-	-	-
Non-Capital Equipment	-	-	-	-
Debt Service	-	-	-	-
Cost Allocation & Indirect Costs	-	-	-	-
Transfers-Out	-	-	-	-
<b>Expenditure Categories Total:</b>	<b>5,971.6</b>	<b>6,897.5</b>	<b>-</b>	<b>6,897.5</b>
<b>Statewide Special Plates Fund Total:</b>	<b>5,971.6</b>	<b>6,897.5</b>	<b>-</b>	<b>6,897.5</b>
<b>Sub Program Total for Select Funds:</b>	<b>94,862.9</b>	<b>92,232.2</b>	<b>(1,020.0)</b>	<b>91,212.2</b>

**Sub Program: DTA-3-2 Motor Vehicle Enforcement Services**

**Fund: DT2030 State Highway Fund**

<b>Appropriated</b>				
Personal Services	13,242.5	15,203.2	-	15,203.2
Employee Related Expenditures	6,151.1	6,676.7	-	6,676.7
<b>Subtotal Personal Services and ERE</b>	<b>19,393.6</b>	<b>21,879.9</b>	<b>-</b>	<b>21,879.9</b>
Professional & Outside Services	24.9	525.7	-	525.7
Travel In-State	174.4	86.0	-	86.0
Travel Out-Of-State	20.8	35.0	-	35.0
Food	2.9	2.0	-	2.0



## Program Budget Unit Summary of Expenditure and Budget Request for Selected Funds

**Agency:** Department of Transportation

	FY 2023 Actuals	FY 2024 Expenditure Plan	FY 2025 Funding Issue	FY 2025 Total Request
<b>Program:</b> DTA-3-0 Motor Vehicle				
<b>Sub Program:</b> DTA-3-2 Motor Vehicle Enforcement Services				
<b>Fund:</b> DT2030 State Highway Fund				

Aid To Organizations & Individuals	-	-	-	-
Other Operating Expenditures	3,824.5	3,355.5	(336.8)	3,018.7
Capital Outlay	0.3	-	-	-
Capital Equipment	22.2	50.0	-	50.0
Non-Capital Equipment	921.0	250.0	-	250.0
Debt Service	-	-	-	-
Cost Allocation & Indirect Costs	-	-	-	-
Transfers-Out	-	-	-	-
<b>Expenditure Categories Total:</b>	<b>24,384.7</b>	<b>26,184.1</b>	<b>(336.8)</b>	<b>25,847.3</b>

### Non-Appropriated

Personal Services	542.2	-	-	-
Employee Related Expenditures	277.5	-	-	-
<b>Subtotal Personal Services and ERE</b>	<b>819.8</b>	-	-	-
Professional & Outside Services	-	-	-	-
Travel In-State	2.9	-	-	-
Travel Out-Of-State	18.2	-	-	-
Food	-	-	-	-
Aid To Organizations & Individuals	-	-	-	-
Other Operating Expenditures	904.1	-	-	-
Capital Outlay	-	-	-	-
Capital Equipment	104.3	-	-	-
Non-Capital Equipment	11.1	-	-	-
Debt Service	-	-	-	-
Cost Allocation & Indirect Costs	-	-	-	-
Transfers-Out	-	-	-	-
<b>Expenditure Categories Total:</b>	<b>1,860.4</b>	-	-	-
<b>State Highway Fund Total:</b>	<b>26,245.0</b>	<b>26,184.1</b>	<b>(336.8)</b>	<b>25,847.3</b>

## Program Budget Unit Summary of Expenditure and Budget Request for Selected Funds

**Agency:** Department of Transportation

	FY 2023 Actuals	FY 2024 Expenditure Plan	FY 2025 Funding Issue	FY 2025 Total Request
<b>Program:</b> DTA-3-0 Motor Vehicle				
<b>Sub Program:</b> DTA-3-2 Motor Vehicle Enforcement Services				
<b>Fund:</b> DT2266 Cash Deposits Fund				

### Non-Appropriated

Personal Services	-	-	-	-
Employee Related Expenditures	-	-	-	-
<b>Subtotal Personal Services and ERE</b>	-	-	-	-
Professional & Outside Services	-	-	-	-
Travel In-State	-	-	-	-
Travel Out-Of-State	-	-	-	-
Food	-	-	-	-
Aid To Organizations & Individuals	-	-	-	-
Other Operating Expenditures	-	-	-	-
Capital Outlay	-	-	-	-
Capital Equipment	-	-	-	-
Non-Capital Equipment	(0.6)	-	-	-
Debt Service	-	-	-	-
Cost Allocation & Indirect Costs	-	-	-	-
Transfers-Out	-	-	-	-
<b>Expenditure Categories Total:</b>	(0.6)	-	-	-
<b>Cash Deposits Fund Total:</b>	(0.6)	-	-	-

**Fund:** DT2272 Vehicle Inspection and Certificate of Title Enforcement Fund

### Appropriated

Personal Services	761.4	1,013.9	-	1,013.9
Employee Related Expenditures	409.1	474.2	-	474.2
<b>Subtotal Personal Services and ERE</b>	1,170.6	1,488.1	-	1,488.1
Professional & Outside Services	-	-	-	-
Travel In-State	0.3	-	-	-
Travel Out-Of-State	-	-	-	-
Food	-	-	-	-
Aid To Organizations & Individuals	-	-	-	-

## Program Budget Unit Summary of Expenditure and Budget Request for Selected Funds

**Agency:** Department of Transportation

	FY 2023 Actuals	FY 2024 Expenditure Plan	FY 2025 Funding Issue	FY 2025 Total Request
<b>Program: DTA-3-0 Motor Vehicle</b>				
<b>Sub Program: DTA-3-2 Motor Vehicle Enforcement Services</b>				
<b>Fund: DT2272 Vehicle Inspection and Certificate of Title Enforcement Fund</b>				
Other Operating Expenditures	54.3	64.5	-	64.5
Capital Outlay	-	-	-	-
Capital Equipment	-	-	-	-
Non-Capital Equipment	-	-	-	-
Debt Service	-	-	-	-
Cost Allocation & Indirect Costs	-	-	-	-
Transfers-Out	-	-	-	-
<b>Expenditure Categories Total:</b>	<b>1,225.1</b>	<b>1,552.6</b>	-	<b>1,552.6</b>
<b>Vehicle Inspection and Certificate of Title Enforcement Fund Total:</b>	<b>1,225.1</b>	<b>1,552.6</b>	-	<b>1,552.6</b>

**Fund: DT2285 Motor Vehicle Liability Insurance Enforcement Fund**

<b>Appropriated</b>				
Personal Services	671.8	518.9	-	518.9
Employee Related Expenditures	318.0	259.4	-	259.4
<b>Subtotal Personal Services and ERE</b>	<b>989.8</b>	<b>778.3</b>	-	<b>778.3</b>
Professional & Outside Services	1.3	-	-	-
Travel In-State	0.1	5.0	-	5.0
Travel Out-Of-State	-	-	-	-
Food	-	-	-	-
Aid To Organizations & Individuals	-	-	-	-
Other Operating Expenditures	66.5	165.1	-	165.1
Capital Outlay	-	-	-	-
Capital Equipment	-	-	-	-
Non-Capital Equipment	-	-	-	-
Debt Service	-	-	-	-
Cost Allocation & Indirect Costs	-	-	-	-
Transfers-Out	350.0	-	-	-
<b>Expenditure Categories Total:</b>	<b>1,407.6</b>	<b>948.4</b>	-	<b>948.4</b>

## Program Budget Unit Summary of Expenditure and Budget Request for Selected Funds

**Agency:** Department of Transportation

	FY 2023 Actuals	FY 2024 Expenditure Plan	FY 2025 Funding Issue	FY 2025 Total Request
<b>Program:</b> DTA-3-0 Motor Vehicle				
<b>Sub Program:</b> DTA-3-2 Motor Vehicle Enforcement Services				
<b>Fund:</b> DT2285 Motor Vehicle Liability Insurance Enforcement Fund				
<b>Motor Vehicle Liability Insurance Enforcement Fund Total:</b>	1,407.6	948.4	-	948.4

**Fund:** DT2380 Motor Carrier Safety Revolving Fund

**Non-Appropriated**

Personal Services	-	-	-	-
Employee Related Expenditures	-	-	-	-
<b>Subtotal Personal Services and ERE</b>	-	-	-	-
Professional & Outside Services	-	-	-	-
Travel In-State	-	-	-	-
Travel Out-Of-State	-	-	-	-
Food	-	-	-	-
Aid To Organizations & Individuals	-	-	-	-
Other Operating Expenditures	0.5	-	-	-
Capital Outlay	-	-	-	-
Capital Equipment	-	-	-	-
Non-Capital Equipment	-	-	-	-
Debt Service	-	-	-	-
Cost Allocation & Indirect Costs	-	-	-	-
Transfers-Out	-	-	-	-
<b>Expenditure Categories Total:</b>	0.5	-	-	-
<b>Motor Carrier Safety Revolving Fund Total:</b>	0.5	-	-	-

**Fund:** DT2985 ADOT Coronavirus State and Local Fiscal Recovery Fund

**Non-Appropriated**

Personal Services	49.2	-	-	-
Employee Related Expenditures	10.3	-	-	-
<b>Subtotal Personal Services and ERE</b>	59.5	-	-	-
Professional & Outside Services	-	-	-	-

## Program Budget Unit Summary of Expenditure and Budget Request for Selected Funds

**Agency:** Department of Transportation

	FY 2023 Actuals	FY 2024 Expenditure Plan	FY 2025 Funding Issue	FY 2025 Total Request
<b>Program:</b> DTA-3-0 Motor Vehicle				
<b>Sub Program:</b> DTA-3-2 Motor Vehicle Enforcement Services				
<b>Fund:</b> DT2985 ADOT Coronavirus State and Local Fiscal Recovery Fund				

Travel In-State	-	-	-	-
Travel Out-Of-State	-	-	-	-
Food	-	-	-	-
Aid To Organizations & Individuals	-	-	-	-
Other Operating Expenditures	-	-	-	-
Capital Outlay	-	-	-	-
Capital Equipment	-	-	-	-
Non-Capital Equipment	-	-	-	-
Debt Service	-	-	-	-
Cost Allocation & Indirect Costs	-	-	-	-
Transfers-Out	-	-	-	-
<hr/>				
<b>Expenditure Categories Total:</b>	<b>59.5</b>	-	-	-
<hr/>				
<b>ADOT Coronavirus State and Local Fiscal Recovery Fund Total:</b>	<b>59.5</b>	-	-	-

**Fund:** DT3113 Highway User Revenue Fund

**Appropriated**

Personal Services	400.8	337.1	-	337.1
Employee Related Expenditures	181.4	227.3	-	227.3
<b>Subtotal Personal Services and ERE</b>	<b>582.2</b>	<b>564.4</b>	-	<b>564.4</b>
Professional & Outside Services	-	-	-	-
Travel In-State	0.5	-	-	-
Travel Out-Of-State	-	-	-	-
Food	-	-	-	-
Aid To Organizations & Individuals	-	-	-	-
Other Operating Expenditures	28.8	57.5	-	57.5
Capital Outlay	-	-	-	-
Capital Equipment	-	-	-	-
Non-Capital Equipment	-	-	-	-
Debt Service	-	-	-	-

## Program Budget Unit Summary of Expenditure and Budget Request for Selected Funds

**Agency:** Department of Transportation

	FY 2023 Actuals	FY 2024 Expenditure Plan	FY 2025 Funding Issue	FY 2025 Total Request
<b>Program:</b> DTA-3-0 Motor Vehicle				
<b>Sub Program:</b> DTA-3-2 Motor Vehicle Enforcement Services				
<b>Fund:</b> DT3113 Highway User Revenue Fund				
Cost Allocation & Indirect Costs	-	-	-	-
Transfers-Out	-	-	-	-
<b>Expenditure Categories Total:</b>	611.5	621.9	-	621.9
<b>Highway User Revenue Fund Total:</b>	611.5	621.9	-	621.9
<b>Sub Program Total for Select Funds:</b>	29,548.6	29,307.0	(336.8)	28,970.2

**Sub Program:** DTA-3-5 SLI Authorized Third Parties

**Fund:** DT2030 State Highway Fund

<b>Appropriated</b>				
Personal Services	990.6	990.3	-	990.3
Employee Related Expenditures	434.3	521.3	-	521.3
<b>Subtotal Personal Services and ERE</b>	1,424.8	1,511.6	-	1,511.6
Professional & Outside Services	-	-	-	-
Travel In-State	0.2	0.2	-	0.2
Travel Out-Of-State	-	-	-	-
Food	-	-	-	-
Aid To Organizations & Individuals	-	-	-	-
Other Operating Expenditures	182.4	245.9	-	245.9
Capital Outlay	-	-	-	-
Capital Equipment	-	-	-	-
Non-Capital Equipment	-	-	-	-
Debt Service	-	-	-	-
Cost Allocation & Indirect Costs	-	-	-	-
Transfers-Out	-	-	-	-
<b>Expenditure Categories Total:</b>	1,607.4	1,757.7	-	1,757.7
<b>State Highway Fund Total:</b>	1,607.4	1,757.7	-	1,757.7

**Program Budget Unit Summary of Expenditure and Budget Request  
for Selected Funds**

**Agency:** Department of Transportation

	FY 2023 Actuals	FY 2024 Expenditure Plan	FY 2025 Funding Issue	FY 2025 Total Request
<b>Program:</b> DTA-3-0 Motor Vehicle				
<b>Sub Program:</b> DTA-3-5 SLI Authorized Third Parties				
<b>Fund:</b> DT2030 State Highway Fund				
<b>Fund:</b> DT2272 Vehicle Inspection and Certificate of Title Enforcement Fund				

**Appropriated**

Personal Services	53.5	46.8	-	46.8
Employee Related Expenditures	12.2	26.2	-	26.2
<b>Subtotal Personal Services and ERE</b>	<b>65.8</b>	<b>73.0</b>	<b>-</b>	<b>73.0</b>
Professional & Outside Services	15.0	-	-	-
Travel In-State	-	-	-	-
Travel Out-Of-State	-	-	-	-
Food	-	-	-	-
Aid To Organizations & Individuals	-	-	-	-
Other Operating Expenditures	-	20.2	-	20.2
Capital Outlay	-	-	-	-
Capital Equipment	-	-	-	-
Non-Capital Equipment	-	-	-	-
Debt Service	-	-	-	-
Cost Allocation & Indirect Costs	-	-	-	-
Transfers-Out	-	-	-	-
<b>Expenditure Categories Total:</b>	<b>80.8</b>	<b>93.2</b>	<b>-</b>	<b>93.2</b>
<b>Vehicle Inspection and Certificate of Title Enforcement Fund Total:</b>	<b>80.8</b>	<b>93.2</b>	<b>-</b>	<b>93.2</b>

**Fund:** DT2285 Motor Vehicle Liability Insurance Enforcement Fund

**Appropriated**

Personal Services	32.5	40.4	-	40.4
Employee Related Expenditures	23.7	26.9	-	26.9
<b>Subtotal Personal Services and ERE</b>	<b>56.2</b>	<b>67.3</b>	<b>-</b>	<b>67.3</b>
Professional & Outside Services	30.0	-	-	-
Travel In-State	-	-	-	-
Travel Out-Of-State	-	-	-	-

## Program Budget Unit Summary of Expenditure and Budget Request for Selected Funds

**Agency:** Department of Transportation

	FY 2023 Actuals	FY 2024 Expenditure Plan	FY 2025 Funding Issue	FY 2025 Total Request
<b>Program:</b> DTA-3-0 Motor Vehicle				
<b>Sub Program:</b> DTA-3-5 SLI Authorized Third Parties				
<b>Fund:</b> DT2285 Motor Vehicle Liability Insurance Enforcement Fund				
Food	-	-	-	-
Aid To Organizations & Individuals	-	-	-	-
Other Operating Expenditures	0.4	35.0	-	35.0
Capital Outlay	-	-	-	-
Capital Equipment	-	-	-	-
Non-Capital Equipment	-	-	-	-
Debt Service	-	-	-	-
Cost Allocation & Indirect Costs	-	-	-	-
Transfers-Out	-	-	-	-
<b>Expenditure Categories Total:</b>	<b>86.6</b>	<b>102.3</b>	-	<b>102.3</b>
<b>Motor Vehicle Liability Insurance Enforcement Fund Total:</b>	<b>86.6</b>	<b>102.3</b>	-	<b>102.3</b>

**Fund:** DT3113 Highway User Revenue Fund

<b>Appropriated</b>				
Personal Services	84.1	116.6	-	116.6
Employee Related Expenditures	27.1	102.7	-	102.7
<b>Subtotal Personal Services and ERE</b>	<b>111.2</b>	<b>219.3</b>	-	<b>219.3</b>
Professional & Outside Services	9.2	-	-	-
Travel In-State	-	-	-	-
Travel Out-Of-State	-	-	-	-
Food	-	-	-	-
Aid To Organizations & Individuals	-	-	-	-
Other Operating Expenditures	1.3	21.5	-	21.5
Capital Outlay	-	-	-	-
Capital Equipment	-	-	-	-
Non-Capital Equipment	-	-	-	-
Debt Service	-	-	-	-
Cost Allocation & Indirect Costs	-	-	-	-
Transfers-Out	-	-	-	-



## Program Budget Unit Summary of Expenditure and Budget Request for Selected Funds

**Agency:** Department of Transportation

	FY 2023 Actuals	FY 2024 Expenditure Plan	FY 2025 Funding Issue	FY 2025 Total Request
<b>Program:</b> DTA-3-0 Motor Vehicle				
<b>Sub Program:</b> DTA-3-5 SLI Authorized Third Parties				
<b>Fund:</b> DT3113 Highway User Revenue Fund				

<b>Expenditure Categories Total:</b>	121.6	240.8	-	240.8
<b>Highway User Revenue Fund Total:</b>	121.6	240.8	-	240.8
<b>Sub Program Total for Select Funds:</b>	1,896.4	2,194.0	-	2,194.0

**Sub Program:** DTA-3-6 SLI Driver License Security Software

**Fund:** DT2285 Motor Vehicle Liability Insurance Enforcement Fund

**Appropriated**

Personal Services	-	-	-	-
Employee Related Expenditures	-	-	-	-
<b>Subtotal Personal Services and ERE</b>	-	-	-	-
Professional & Outside Services	-	-	-	-
Travel In-State	-	-	-	-
Travel Out-Of-State	-	-	-	-
Food	-	-	-	-
Aid To Organizations & Individuals	-	-	-	-
Other Operating Expenditures	1,071.4	-	-	-
Capital Outlay	-	-	-	-
Capital Equipment	-	-	-	-
Non-Capital Equipment	-	-	-	-
Debt Service	-	-	-	-
Cost Allocation & Indirect Costs	-	-	-	-
Transfers-Out	-	-	-	-
<b>Expenditure Categories Total:</b>	1,071.4	-	-	-
<b>Motor Vehicle Liability Insurance Enforcement Fund Total:</b>	1,071.4	-	-	-
<b>Sub Program Total for Select Funds:</b>	1,071.4	-	-	-

**Program Budget Unit Summary of Expenditure and Budget Request  
for Selected Funds**

**Agency:** Department of Transportation

	FY 2023 Actuals	FY 2024 Expenditure Plan	FY 2025 Funding Issue	FY 2025 Total Request
<b>Program:</b> DTA-3-0 Motor Vehicle				
<b>Sub Program:</b> DTA-3-6 SLI Driver License Security Software				

## Program Budget Unit Summary of Expenditure and Budget Request for Selected Funds

**Agency:** Department of Transportation

	FY 2023 Actuals	FY 2024 Expenditure Plan	FY 2025 Funding Issue	FY 2025 Total Request
--	--------------------	--------------------------------	--------------------------	--------------------------

**Program:** DTA-4-0 State Motor Vehicle Fleet

**Fund:** DT2226 Air Quality Fund

**Appropriated**

Personal Services	-	-	-	-
Employee Related Expenditures	-	-	-	-
<b>Subtotal Personal Services and ERE</b>	-	-	-	-
Professional & Outside Services	-	-	-	-
Travel In-State	-	-	-	-
Travel Out-Of-State	-	-	-	-
Food	-	-	-	-
Aid To Organizations & Individuals	-	-	-	-
Other Operating Expenditures	-	-	-	-
Capital Outlay	-	-	-	-
Capital Equipment	-	-	-	-
Non-Capital Equipment	-	-	-	-
Debt Service	-	-	-	-
Cost Allocation & Indirect Costs	-	-	-	-
Transfers-Out	-	-	-	-
<b>Expenditure Categories Total:</b>	-	-	-	-
<b>Air Quality Fund Total:</b>	-	-	-	-

**Fund:** DT4071 State Fleet Operations Fund

**Appropriated**

Personal Services	-	-	-	-
Employee Related Expenditures	-	-	-	-
<b>Subtotal Personal Services and ERE</b>	-	-	-	-
Professional & Outside Services	-	-	-	-
Travel In-State	-	-	-	-
Travel Out-Of-State	-	-	-	-
Food	-	-	-	-
Aid To Organizations & Individuals	-	-	-	-
Other Operating Expenditures	21,790.5	30,454.4	2,938.5	33,392.9
Capital Outlay	-	-	-	-

## Program Budget Unit Summary of Expenditure and Budget Request for Selected Funds

**Agency:** Department of Transportation

	FY 2023 Actuals	FY 2024 Expenditure Plan	FY 2025 Funding Issue	FY 2025 Total Request
<b>Program:</b> DTA-4-0 State Motor Vehicle Fleet				
<b>Fund:</b> DT4071 State Fleet Operations Fund				
Capital Equipment	41.1	-	-	-
Non-Capital Equipment	(0.0)	-	-	-
Debt Service	-	-	-	-
Cost Allocation & Indirect Costs	900.0	-	-	-
Transfers-Out	-	-	-	-
<b>Expenditure Categories Total:</b>	<b>22,731.6</b>	<b>30,454.4</b>	<b>2,938.5</b>	<b>33,392.9</b>
<b>State Fleet Operations Fund Total:</b>	<b>22,731.6</b>	<b>30,454.4</b>	<b>2,938.5</b>	<b>33,392.9</b>

**Fund:** DT4072 State Fleet Vehicle Replacement Fund

<b>Appropriated</b>				
Personal Services	-	-	-	-
Employee Related Expenditures	-	-	-	-
<b>Subtotal Personal Services and ERE</b>	-	-	-	-
Professional & Outside Services	-	-	-	-
Travel In-State	-	-	-	-
Travel Out-Of-State	-	-	-	-
Food	-	-	-	-
Aid To Organizations & Individuals	-	-	-	-
Other Operating Expenditures	-	-	-	-
Capital Outlay	-	-	-	-
Capital Equipment	9,373.6	25,000.0	2,798.1	27,798.1
Non-Capital Equipment	7.3	-	-	-
Debt Service	-	-	-	-
Cost Allocation & Indirect Costs	-	-	-	-
Transfers-Out	-	-	-	-
<b>Expenditure Categories Total:</b>	<b>9,380.9</b>	<b>25,000.0</b>	<b>2,798.1</b>	<b>27,798.1</b>
<b>State Fleet Vehicle Replacement Fund Total:</b>	<b>9,380.9</b>	<b>25,000.0</b>	<b>2,798.1</b>	<b>27,798.1</b>
<b>Program Total for Select Funds:</b>	<b>32,112.5</b>	<b>55,454.4</b>	<b>5,736.6</b>	<b>61,191.0</b>

## Program Budget Unit Summary of Expenditure and Budget Request for Selected Funds

**Agency:** Department of Transportation

	FY 2023 Actuals	FY 2024 Expenditure Plan	FY 2025 Funding Issue	FY 2025 Total Request
<b>Program:</b> DTA-4-0 State Motor Vehicle Fleet				
<b>Sub Program:</b> DTA-4-2 SLI State Fleet Operations				
<b>Fund:</b> DT2226 Air Quality Fund				

**Appropriated**

Personal Services	-	-	-	-
Employee Related Expenditures	-	-	-	-
<b>Subtotal Personal Services and ERE</b>	-	-	-	-
Professional & Outside Services	-	-	-	-
Travel In-State	-	-	-	-
Travel Out-Of-State	-	-	-	-
Food	-	-	-	-
Aid To Organizations & Individuals	-	-	-	-
Other Operating Expenditures	-	-	-	-
Capital Outlay	-	-	-	-
Capital Equipment	-	-	-	-
Non-Capital Equipment	-	-	-	-
Debt Service	-	-	-	-
Cost Allocation & Indirect Costs	-	-	-	-
Transfers-Out	-	-	-	-
<b>Expenditure Categories Total:</b>	-	-	-	-
<b>Air Quality Fund Total:</b>	-	-	-	-

**Fund:** DT4071 State Fleet Operations Fund

**Appropriated**

Personal Services	-	-	-	-
Employee Related Expenditures	-	-	-	-
<b>Subtotal Personal Services and ERE</b>	-	-	-	-
Professional & Outside Services	-	-	-	-
Travel In-State	-	-	-	-
Travel Out-Of-State	-	-	-	-
Food	-	-	-	-
Aid To Organizations & Individuals	-	-	-	-

## Program Budget Unit Summary of Expenditure and Budget Request for Selected Funds

**Agency:** Department of Transportation

	FY 2023 Actuals	FY 2024 Expenditure Plan	FY 2025 Funding Issue	FY 2025 Total Request
<b>Program: DTA-4-0 State Motor Vehicle Fleet</b>				
<b>Fund: DT4071 State Fleet Operations Fund</b>				
Other Operating Expenditures	21,790.5	30,454.4	2,938.5	33,392.9
Capital Outlay	-	-	-	-
Capital Equipment	41.1	-	-	-
Non-Capital Equipment	(0.0)	-	-	-
Debt Service	-	-	-	-
Cost Allocation & Indirect Costs	900.0	-	-	-
Transfers-Out	-	-	-	-
<b>Expenditure Categories Total:</b>	22,731.6	30,454.4	2,938.5	33,392.9
<b>State Fleet Operations Fund Total:</b>	22,731.6	30,454.4	2,938.5	33,392.9
<b>Sub Program Total for Select Funds:</b>	22,731.6	30,454.4	2,938.5	33,392.9

**Sub Program: DTA-4-3 SLI State Fleet Vehicle Replacement**

**Fund: DT4072 State Fleet Vehicle Replacement Fund**

**Appropriated**

Personal Services	-	-	-	-
Employee Related Expenditures	-	-	-	-
<b>Subtotal Personal Services and ERE</b>	-	-	-	-
Professional & Outside Services	-	-	-	-
Travel In-State	-	-	-	-
Travel Out-Of-State	-	-	-	-
Food	-	-	-	-
Aid To Organizations & Individuals	-	-	-	-
Other Operating Expenditures	-	-	-	-
Capital Outlay	-	-	-	-
Capital Equipment	9,373.6	25,000.0	2,798.1	27,798.1
Non-Capital Equipment	7.3	-	-	-
Debt Service	-	-	-	-
Cost Allocation & Indirect Costs	-	-	-	-
Transfers-Out	-	-	-	-

## Program Budget Unit Summary of Expenditure and Budget Request for Selected Funds

<b>Agency:</b>	Department of Transportation
----------------	------------------------------

	FY 2023 Actuals	FY 2024 Expenditure Plan	FY 2025 Funding Issue	FY 2025 Total Request
<b>Program:</b> DTA-4-0 State Motor Vehicle Fleet				
<b>Sub Program:</b> DTA-4-3 SLI State Fleet Vehicle Replacement				
<b>Fund:</b> DT4072 State Fleet Vehicle Replacement Fund				

<b>Expenditure Categories Total:</b>	9,380.9	25,000.0	2,798.1	27,798.1
<b>State Fleet Vehicle Replacement Fund Total:</b>	9,380.9	25,000.0	2,798.1	27,798.1
<b>Sub Program Total for Select Funds:</b>	9,380.9	25,000.0	2,798.1	27,798.1

## Program Summary of Expenditure and Budget Request

**Agency:** Department of Transportation

**Program:** Administration

<b>Program Summary</b>		<b>FY 2023 Actuals</b>	<b>FY 2024 Expenditure Plan</b>	<b>FY 2025 Funding Issue</b>	<b>FY 2025 Total Request</b>
DTA-1-1	Director's Office/Transportation Board	1,059.4	2,698.9	-	2,698.9
DTA-1-11	SLI Radio Replacement Lifecycle	-	1,656.1	-	1,656.1
DTA-1-12	SLI Spaying and Neutering of Animals Fund Deposit	-	550.0	(550.0)	-
DTA-1-2	Transportation Support Services	1,541,711.6	70,940.7	1,016.0	71,956.7
DTA-1-3	Arizona Highways Magazine	5,294.3	8,639.2	-	8,639.2
DTA-1-4	SLI Attorney General Legal Services	3,623.7	3,623.7	-	3,623.7
DTA-1-9	SLI ADOT Fleet Replacement	16,818.0	22,400.0	-	22,400.0
<b>Administration Summary Total:</b>		<b>1,568,506.9</b>	<b>110,508.6</b>	<b>466.0</b>	<b>110,974.6</b>

<b>Expenditure Categories</b>		<b>FY 2023 Actuals</b>	<b>FY 2024 Expenditure Plan</b>	<b>FY 2025 Funding Issue</b>	<b>FY 2025 Total Request</b>
FTE	FTE	645.0	55.8	-	55.8
6000	Personal Services	44,595.5	45,963.4	-	45,963.4
6100	Employee Related Expenditures	18,229.5	20,263.4	-	20,263.4
<b>Subtotal Personal Services and ERE</b>		<b>62,825.0</b>	<b>66,226.8</b>	<b>-</b>	<b>66,226.8</b>
6200	Professional & Outside Services	12,976.8	11,404.3	-	11,404.3
6500	Travel In-State	85.6	90.1	-	90.1
6600	Travel Out-Of-State	122.3	89.5	-	89.5
6700	Food	-	-	-	-
6800	Aid To Organizations & Individuals	916,524.7	-	(550.0)	(550.0)
7000	Other Operating Expenditures	61,250.0	6,735.5	680.1	7,415.6
8100	Capital Outlay	90.3	0.8	-	0.8
8400	Capital Equipment	17,789.4	24,590.6	-	24,590.6
8500	Non-Capital Equipment	1,469.6	821.0	335.9	1,156.9
8600	Debt Service	310,732.5	-	-	-
9000	Cost Allocation & Indirect Costs	(14,293.4)	-	-	-
9100	Transfers-Out	198,934.2	550.0	-	550.0
<b>Expenditure Categories Total:</b>		<b>1,568,506.9</b>	<b>110,508.6</b>	<b>466.0</b>	<b>110,974.6</b>

<b>Fund Source</b>		<b>FY 2023 Actuals</b>	<b>FY 2024 Expenditure Plan</b>	<b>FY 2025 Funding Issue</b>	<b>FY 2025 Total Request</b>
<b>Appropriated Funds</b>					
AA1000	General Fund (Appropriated)	-	550.0	(550.0)	-
DT2005	State Aviation Fund (Appropriated)	1,666.0	1,656.8	18.1	1,674.9
DT2030	State Highway Fund (Appropriated)	78,659.3	99,265.4	997.9	100,263.3



## Program Summary of Expenditure and Budget Request

<b>Agency:</b>	<b>Department of Transportation</b>
----------------	-------------------------------------

<b>Program:</b>	<b>Administration</b>
-----------------	-----------------------

		FY 2023 Actuals	FY 2024 Expenditure Plan	FY 2025 Funding Issue	FY 2025 Total Request
<b>Appropriated Funds</b>					
DT2208	Ignition Interlock Device Fund (Appropriated)	2.0	2.0	-	2.0
DT2226	Air Quality Fund (Appropriated)	0.4	0.6	-	0.6
DT2272	Vehicle Inspection and Certificate of Title Enforcement Fund (Appropriated)	0.8	0.8	-	0.8
DT2285	Motor Vehicle Liability Insurance Enforcement Fund (Appropriated)	934.7	11.7	-	11.7
DT2609	Motor Vehicle Dealer Enforcement Fund (Appropriated)	0.0	-	-	-
DT3113	Highway User Revenue Fund (Appropriated)	31.8	35.9	-	35.9
<b>Appropriated Funds Total:</b>		<b>81,295.0</b>	<b>101,523.2</b>	<b>466.0</b>	<b>101,989.2</b>
<b>Non-Appropriated Funds</b>					
AA1000	General Fund (Non-Appropriated)	-	-	-	-
DT2005	State Aviation Fund (Non-Appropriated)	1,109.4	-	-	-
DT2029	Regional Area Road Fund - Maricopa County (Non-Appropriated)	213,207.4	-	-	-
DT2030	State Highway Fund (Non-Appropriated)	56,237.6	2,808.9	-	2,808.9
DT2031	Arizona Highways Magazine Fund (Non-Appropriated)	5,294.3	5,830.3	-	5,830.3
DT2071	ADOT Fleet Operations Fund (Non-Appropriated)	0.0	-	-	-
DT2097	ADOT Federal Programs Fund (Non-Appropriated)	445.9	-	-	-
DT2266	Cash Deposits Fund (Non-Appropriated)	0.4	-	-	-
DT2449	Employee Recognition Fund (Non-Appropriated)	39.1	13.0	-	13.0
DT2463	Grant Anticipation Notes Fund (Non-Appropriated)	59,970.6	-	-	-
DT2500	IGA and ISA Fund (Non-Appropriated)	1,178.1	333.2	-	333.2
DT2985	ADOT Coronavirus State and Local Fiscal Recovery Fund (Non-Appropriated)	2,348.9	-	-	-
DT3113	Highway User Revenue Fund (Non-Appropriated)	856,491.0	-	-	-
DT3701	Local Agency Deposits Fund (Non-Appropriated)	10,109.6	-	-	-
DT5004	State Highway Fund Bonds Debt Service Fund (Non-Appropriated)	137,390.8	-	-	-
DT5008	Regional Area Road Fund Debt Service Fund (Non-Appropriated)	143,388.7	-	-	-

## Program Summary of Expenditure and Budget Request

<b>Agency:</b>	<b>Department of Transportation</b>
----------------	-------------------------------------

<b>Program:</b>	<b>Administration</b>
-----------------	-----------------------

	FY 2023 Actuals	FY 2024 Expenditure Plan	FY 2025 Funding Issue	FY 2025 Total Request
<b>Non-Appropriated Funds</b>				
Non-Appropriated Funds Total:	1,487,211.9	8,985.4	-	8,985.4
<b>Administration Summary Total:</b>	1,568,506.9	110,508.6	466.0	110,974.6

## Program Summary of Expenditure and Budget Request

**Agency:** Department of Transportation

**Program:** Intermodal Transportation

<b>Program Summary</b>		<b>FY 2023 Actuals</b>	<b>FY 2024 Expenditure Plan</b>	<b>FY 2025 Funding Issue</b>	<b>FY 2025 Total Request</b>
DTA-2-1	SLI Highway Maintenance	184,701.8	160,760.6	32,207.3	192,967.9
DTA-2-11	SLI Preventative Surface Treatments	29,005.8	36,142.0	-	36,142.0
DTA-2-12	SLI One-Time ADOT Fleet Fuel Inflation Funding	-	2,337.9	-	2,337.9
DTA-2-13	SLI Targeted Statewide Litter Removal	-	3,106.8	-	3,106.8
DTA-2-2	Construction	1,120,757.9	66,492.4	1,885.0	68,377.4
DTA-2-3	Intermodal Transportation Planning	66,001.2	6,238.8	(250.0)	5,988.8
DTA-2-4	SLI Vehicles and Heavy Equipment	20,964.3	25,209.0	4,007.9	29,216.9
DTA-2-7	SLI Driver Safety and Livestock Control	275.5	800.0	-	800.0
DTA-2-8	SLI Highway Damage Recovery Account	7,988.6	8,000.8	-	8,000.8
<b>Intermodal Transportation Summary Total:</b>		<b>1,429,695.2</b>	<b>309,088.3</b>	<b>37,850.2</b>	<b>346,938.5</b>

<b>Expenditure Categories</b>		<b>FY 2023 Actuals</b>	<b>FY 2024 Expenditure Plan</b>	<b>FY 2025 Funding Issue</b>	<b>FY 2025 Total Request</b>
FTE	FTE	1,885.0	1,950.0	25.0	1,975.0
6000	Personal Services	126,919.5	99,139.3	1,302.7	100,442.0
6100	Employee Related Expenditures	53,872.0	44,738.5	694.9	45,433.4
<b>Subtotal Personal Services and ERE</b>		<b>180,791.5</b>	<b>143,877.8</b>	<b>1,997.6</b>	<b>145,875.4</b>
6200	Professional & Outside Services	125,369.4	5,404.8	485.0	5,889.8
6500	Travel In-State	1,073.7	511.0	-	511.0
6600	Travel Out-Of-State	123.5	44.0	-	44.0
6700	Food	3.6	-	-	-
6800	Aid To Organizations & Individuals	45,007.1	1,000.0	-	1,000.0
7000	Other Operating Expenditures	170,044.0	155,763.7	35,367.6	191,131.3
8100	Capital Outlay	899,491.9	-	-	-
8400	Capital Equipment	1,687.3	1,962.0	-	1,962.0
8500	Non-Capital Equipment	1,727.7	450.0	-	450.0
8600	Debt Service	-	-	-	-
9000	Cost Allocation & Indirect Costs	170.1	-	-	-
9100	Transfers-Out	4,205.4	75.0	-	75.0
<b>Expenditure Categories Total:</b>		<b>1,429,695.2</b>	<b>309,088.3</b>	<b>37,850.2</b>	<b>346,938.5</b>

<b>Fund Source</b>		<b>FY 2023 Actuals</b>	<b>FY 2024 Expenditure Plan</b>	<b>FY 2025 Funding Issue</b>	<b>FY 2025 Total Request</b>
<b>Appropriated Funds</b>					
AA1000	General Fund (Appropriated)	-	-	-	-
DT2005	State Aviation Fund (Appropriated)	326.0	604.8	-	604.8

## Program Summary of Expenditure and Budget Request

<b>Agency:</b>	<b>Department of Transportation</b>
----------------	-------------------------------------

<b>Program:</b>	<b>Intermodal Transportation</b>
-----------------	----------------------------------

		FY 2023 Actuals	FY 2024 Expenditure Plan	FY 2025 Funding Issue	FY 2025 Total Request
<b>Appropriated Funds</b>					
DT2030	State Highway Fund (Appropriated)	263,495.7	273,096.6	34,092.3	307,188.9
DT2044	Highway Damage Recovery Account Fund (Appropriated)	7,988.6	8,000.8	-	8,000.8
DT2071	ADOT Fleet Operations Fund (Appropriated)	20,964.3	25,209.0	4,007.9	29,216.9
DT2226	Air Quality Fund (Appropriated)	253.6	1,127.1	(250.0)	877.1
<b>Appropriated Funds Total:</b>		<b>293,028.1</b>	<b>308,038.3</b>	<b>37,850.2</b>	<b>345,888.5</b>
<b>Non-Appropriated Funds</b>					
AA1000	General Fund (Non-Appropriated)	-	-	-	-
DT2005	State Aviation Fund (Non-Appropriated)	384.2	-	-	-
DT2029	Regional Area Road Fund - Maricopa County (Non-Appropriated)	514,878.8	-	-	-
DT2030	State Highway Fund (Non-Appropriated)	471,678.6	50.0	-	50.0
DT2097	ADOT Federal Programs Fund (Non-Appropriated)	19,448.3	-	-	-
DT2244	Economic Strength Project Fund (Non-Appropriated)	498.7	1,000.0	-	1,000.0
DT2463	Grant Anticipation Notes Fund (Non-Appropriated)	3,482.1	-	-	-
DT2500	IGA and ISA Fund (Non-Appropriated)	0.8	-	-	-
DT2985	ADOT Coronavirus State and Local Fiscal Recovery Fund (Non-Appropriated)	21,533.8	-	-	-
DT3701	Local Agency Deposits Fund (Non-Appropriated)	111,957.8	-	-	-
DT3737	Rental Tax and Bond Deposit Fund (Non-Appropriated)	(0.9)	-	-	-
DT5004	State Highway Fund Bonds Debt Service Fund (Non-Appropriated)	(1.4)	-	-	-
DT5008	Regional Area Road Fund Debt Service Fund (Non-Appropriated)	(7,194.4)	-	-	-
DT9901	State Match Advantage for Rural Transportation (SMART) Fund (Non-Appropriated)	0.4	-	-	-
<b>Non-Appropriated Funds Total:</b>		<b>1,136,667.0</b>	<b>1,050.0</b>	<b>-</b>	<b>1,050.0</b>
<b>Intermodal Transportation Summary Total:</b>		<b>1,429,695.2</b>	<b>309,088.3</b>	<b>37,850.2</b>	<b>346,938.5</b>

## Program Summary of Expenditure and Budget Request

**Agency:** Department of Transportation

**Program:** Motor Vehicle

<b>Program Summary</b>		<b>FY 2023 Actuals</b>	<b>FY 2024 Expenditure Plan</b>	<b>FY 2025 Funding Issue</b>	<b>FY 2025 Total Request</b>
DTA-3-1	Customer Services	94,862.9	92,232.2	(1,020.0)	91,212.2
DTA-3-2	Motor Vehicle Enforcement Services	29,548.6	29,307.0	(336.8)	28,970.2
DTA-3-5	SLI Authorized Third Parties	1,896.4	2,194.0	-	2,194.0
DTA-3-6	SLI Driver License Security Software	1,071.4	-	-	-
<b>Motor Vehicle Summary Total:</b>		<b>127,379.3</b>	<b>123,733.2</b>	<b>(1,356.8)</b>	<b>122,376.4</b>

<b>Expenditure Categories</b>		<b>FY 2023 Actuals</b>	<b>FY 2024 Expenditure Plan</b>	<b>FY 2025 Funding Issue</b>	<b>FY 2025 Total Request</b>
FTE	FTE	1,330.0	1,125.0	-	1,125.0
6000	Personal Services	53,495.8	54,100.9	-	54,100.9
6100	Employee Related Expenditures	25,209.6	26,502.1	-	26,502.1
<b>Subtotal Personal Services and ERE</b>		<b>78,705.4</b>	<b>80,603.0</b>	<b>-</b>	<b>80,603.0</b>
6200	Professional & Outside Services	4,149.0	2,114.2	-	2,114.2
6500	Travel In-State	326.4	199.0	-	199.0
6600	Travel Out-Of-State	47.7	38.1	-	38.1
6700	Food	2.9	2.0	-	2.0
6800	Aid To Organizations & Individuals	5,971.6	6,897.5	-	6,897.5
7000	Other Operating Expenditures	36,298.4	33,269.2	(1,356.8)	31,912.4
8100	Capital Outlay	45.6	70.2	-	70.2
8400	Capital Equipment	126.5	50.0	-	50.0
8500	Non-Capital Equipment	1,355.7	490.0	-	490.0
8600	Debt Service	-	-	-	-
9000	Cost Allocation & Indirect Costs	-	-	-	-
9100	Transfers-Out	350.0	-	-	-
<b>Expenditure Categories Total:</b>		<b>127,379.3</b>	<b>123,733.2</b>	<b>(1,356.8)</b>	<b>122,376.4</b>

<b>Fund Source</b>		<b>FY 2023 Actuals</b>	<b>FY 2024 Expenditure Plan</b>	<b>FY 2025 Funding Issue</b>	<b>FY 2025 Total Request</b>
<b>Appropriated Funds</b>					
DT2030	State Highway Fund (Appropriated)	106,812.6	106,797.9	(1,356.8)	105,441.1
	Ignition Interlock Device Fund	329.3	358.7	-	358.7
DT2208	(Appropriated)				
	Vehicle Inspection and Certificate of Title	1,305.8	1,645.8	-	1,645.8
DT2272	Enforcement Fund (Appropriated)				
	Motor Vehicle Liability Insurance	3,252.8	1,570.6	-	1,570.6
DT2285	Enforcement Fund (Appropriated)				
	Highway User Revenue Fund	733.1	862.7	-	862.7
DT3113	(Appropriated)				

## Program Summary of Expenditure and Budget Request

<b>Agency:</b>	<b>Department of Transportation</b>
----------------	-------------------------------------

<b>Program:</b>	<b>Motor Vehicle</b>
-----------------	----------------------

	FY 2023 Actuals	FY 2024 Expenditure Plan	FY 2025 Funding Issue	FY 2025 Total Request
<b>Appropriated Funds</b>				
<b>Appropriated Funds Total:</b>	112,433.6	111,235.7	(1,356.8)	109,878.9
<b>Non-Appropriated Funds</b>				
DT2030 State Highway Fund (Non-Appropriated)	6,292.2	4,600.0	-	4,600.0
DT2150 Abandoned Vehicles Administration Fund (Non-Appropriated)	865.5	1,000.0	-	1,000.0
DT2266 Cash Deposits Fund (Non-Appropriated)	(0.6)	-	-	-
DT2380 Motor Carrier Safety Revolving Fund (Non-Appropriated)	0.5	-	-	-
DT2500 IGA and ISA Fund (Non-Appropriated)	1,757.0	-	-	-
DT2650 Statewide Special Plates Fund (Non-Appropriated)	5,971.6	6,897.5	-	6,897.5
DT2985 ADOT Coronavirus State and Local Fiscal Recovery Fund (Non-Appropriated)	59.5	-	-	-
<b>Non-Appropriated Funds Total:</b>	14,945.7	12,497.5	-	12,497.5
<b>Motor Vehicle Summary Total:</b>	127,379.3	123,733.2	(1,356.8)	122,376.4

## Program Summary of Expenditure and Budget Request

**Agency:** Department of Transportation

**Program:** State Motor Vehicle Fleet

<b>Program Summary</b>		<b>FY 2023 Actuals</b>	<b>FY 2024 Expenditure Plan</b>	<b>FY 2025 Funding Issue</b>	<b>FY 2025 Total Request</b>
DTA-4-2	SLI State Fleet Operations	22,731.6	30,454.4	2,938.5	33,392.9
DTA-4-3	SLI State Fleet Vehicle Replacement	9,380.9	25,000.0	2,798.1	27,798.1
<b>State Motor Vehicle Fleet Summary Total:</b>		<b>32,112.5</b>	<b>55,454.4</b>	<b>5,736.6</b>	<b>61,191.0</b>

<b>Expenditure Categories</b>		<b>FY 2023 Actuals</b>	<b>FY 2024 Expenditure Plan</b>	<b>FY 2025 Funding Issue</b>	<b>FY 2025 Total Request</b>
FTE	FTE	-	-	-	-
6000	Personal Services	-	-	-	-
6100	Employee Related Expenditures	-	-	-	-
<b>Subtotal Personal Services and ERE</b>		<b>-</b>	<b>-</b>	<b>-</b>	<b>-</b>
6200	Professional & Outside Services	-	-	-	-
6500	Travel In-State	-	-	-	-
6600	Travel Out-Of-State	-	-	-	-
6700	Food	-	-	-	-
6800	Aid To Organizations & Individuals	-	-	-	-
7000	Other Operating Expenditures	21,790.5	30,454.4	2,938.5	33,392.9
8100	Capital Outlay	-	-	-	-
8400	Capital Equipment	9,414.7	25,000.0	2,798.1	27,798.1
8500	Non-Capital Equipment	7.3	-	-	-
8600	Debt Service	-	-	-	-
9000	Cost Allocation & Indirect Costs	900.0	-	-	-
9100	Transfers-Out	-	-	-	-
<b>Expenditure Categories Total:</b>		<b>32,112.5</b>	<b>55,454.4</b>	<b>5,736.6</b>	<b>61,191.0</b>

<b>Fund Source</b>		<b>FY 2023 Actuals</b>	<b>FY 2024 Expenditure Plan</b>	<b>FY 2025 Funding Issue</b>	<b>FY 2025 Total Request</b>
<b>Appropriated Funds</b>					
DT2226	Air Quality Fund (Appropriated)	-	-	-	-
DT4071	State Fleet Operations Fund (Appropriated)	22,731.6	30,454.4	2,938.5	33,392.9
DT4072	State Fleet Vehicle Replacement Fund (Appropriated)	9,380.9	25,000.0	2,798.1	27,798.1
<b>Appropriated Funds Total:</b>		<b>32,112.5</b>	<b>55,454.4</b>	<b>5,736.6</b>	<b>61,191.0</b>
<b>State Motor Vehicle Fleet Summary Total:</b>		<b>32,112.5</b>	<b>55,454.4</b>	<b>5,736.6</b>	<b>61,191.0</b>

## Program Summary of Expenditure and Budget Request for Selected Funds

**Agency:** Department of Transportation

**Program:** Administration

**Fund:** AA1000 General Fund (Appropriated)

<b>Program Expenditures</b>		FY 2023 Actuals	FY 2024 Expenditure Plan	FY 2025 Funding Issue	FY 2025 Total Request
DTA-1-12	SLI Spaying and Neutering of Animals Fund Deposit	-	550.0	(550.0)	-
DTA-1-2	Transportation Support Services	-	-	-	-
<b>General Fund (Appropriated) Summary Total:</b>		-	<b>550.0</b>	<b>(550.0)</b>	-
<b>Appropriated Funding</b>					
6000	Personal Services	-	-	-	-
6100	Employee Related Expenditures	-	-	-	-
<b>Subtotal Personal Services and ERE</b>		-	-	-	-
6200	Professional & Outside Services	-	-	-	-
6500	Travel In-State	-	-	-	-
6600	Travel Out-Of-State	-	-	-	-
6700	Food	-	-	-	-
6800	Aid To Organizations & Individuals	-	-	(550.0)	(550.0)
7000	Other Operating Expenditures	-	-	-	-
8100	Capital Outlay	-	-	-	-
8400	Capital Equipment	-	-	-	-
8500	Non-Capital Equipment	-	-	-	-
8600	Debt Service	-	-	-	-
9000	Cost Allocation & Indirect Costs	-	-	-	-
9100	Transfers-Out	-	550.0	-	550.0
<b>Expenditure Categories Total:</b>		-	<b>550.0</b>	<b>(550.0)</b>	-
<b>Fund AA1000 - A Total:</b>		-	550.0	(550.0)	-



## Program Summary of Expenditure and Budget Request for Selected Funds

<b>Agency:</b>	<b>Department of Transportation</b>
<b>Program:</b>	<b>Administration</b>
<b>Fund:</b>	<b>AA1000 General Fund (Non-Appropriated)</b>

<b>Program Expenditures</b>	FY 2023 Actuals	FY 2024 Expenditure Plan	FY 2025 Funding Issue	FY 2025 Total Request
DTA-1-2 Transportation Support Services	-	-	-	-
<b>General Fund (Non-Appropriated) Summary Total:</b>	-	-	-	-
<b>Non-Appropriated Funding</b>				
6000 Personal Services	-	-	-	-
6100 Employee Related Expenditures	-	-	-	-
<b>Subtotal Personal Services and ERE</b>	-	-	-	-
6200 Professional & Outside Services	-	-	-	-
6500 Travel In-State	-	-	-	-
6600 Travel Out-Of-State	-	-	-	-
6700 Food	-	-	-	-
6800 Aid To Organizations & Individuals	-	-	-	-
7000 Other Operating Expenditures	-	-	-	-
8100 Capital Outlay	-	-	-	-
8400 Capital Equipment	-	-	-	-
8500 Non-Capital Equipment	-	-	-	-
8600 Debt Service	-	-	-	-
9000 Cost Allocation & Indirect Costs	-	-	-	-
9100 Transfers-Out	-	-	-	-
<b>Expenditure Categories Total:</b>	-	-	-	-
<b>Fund AA1000 - N Total:</b>	-	-	-	-

## Program Summary of Expenditure and Budget Request for Selected Funds

<b>Agency:</b>	<b>Department of Transportation</b>
<b>Program:</b>	<b>Administration</b>
<b>Fund:</b>	<b>DT2005 State Aviation Fund (Appropriated)</b>

<b>Program Expenditures</b>	FY 2023 Actuals	FY 2024 Expenditure Plan	FY 2025 Funding Issue	FY 2025 Total Request
DTA-1-2 Transportation Support Services	1,666.0	1,656.8	18.1	1,674.9
<b>State Aviation Fund (Appropriated) Summary Total:</b>	<b>1,666.0</b>	<b>1,656.8</b>	<b>18.1</b>	<b>1,674.9</b>
<b>Appropriated Funding</b>				
6000 Personal Services	18.6	30.0	-	30.0
6100 Employee Related Expenditures	6.8	15.0	-	15.0
<b>Subtotal Personal Services and ERE</b>	<b>25.4</b>	<b>45.0</b>	<b>-</b>	<b>45.0</b>
6200 Professional & Outside Services	227.6	80.0	-	80.0
6500 Travel In-State	3.2	2.5	-	2.5
6600 Travel Out-Of-State	1.8	2.5	-	2.5
6700 Food	-	-	-	-
6800 Aid To Organizations & Individuals	-	-	-	-
7000 Other Operating Expenditures	1,327.1	1,516.8	18.1	1,534.9
8100 Capital Outlay	70.5	-	-	-
8400 Capital Equipment	5.3	5.0	-	5.0
8500 Non-Capital Equipment	5.0	5.0	-	5.0
8600 Debt Service	-	-	-	-
9000 Cost Allocation & Indirect Costs	-	-	-	-
9100 Transfers-Out	-	-	-	-
<b>Expenditure Categories Total:</b>	<b>1,666.0</b>	<b>1,656.8</b>	<b>18.1</b>	<b>1,674.9</b>
<b>Fund DT2005 - A Total:</b>	<b>1,666.0</b>	<b>1,656.8</b>	<b>18.1</b>	<b>1,674.9</b>

## Program Summary of Expenditure and Budget Request for Selected Funds

<b>Agency:</b>	<b>Department of Transportation</b>
<b>Program:</b>	<b>Administration</b>
<b>Fund:</b>	<b>DT2005 State Aviation Fund (Non-Appropriated)</b>

<b>Program Expenditures</b>	FY 2023 Actuals	FY 2024 Expenditure Plan	FY 2025 Funding Issue	FY 2025 Total Request
DTA-1-2 Transportation Support Services	1,109.4	-	-	-
<b>State Aviation Fund (Non-Appropriated) Summary Total:</b>	<b>1,109.4</b>	-	-	-
<b>Non-Appropriated Funding</b>				
6000 Personal Services	579.7	-	-	-
6100 Employee Related Expenditures	264.5	-	-	-
<b>Subtotal Personal Services and ERE</b>	<b>844.2</b>	-	-	-
6200 Professional & Outside Services	41.4	-	-	-
6500 Travel In-State	-	-	-	-
6600 Travel Out-Of-State	-	-	-	-
6700 Food	-	-	-	-
6800 Aid To Organizations & Individuals	-	-	-	-
7000 Other Operating Expenditures	222.5	-	-	-
8100 Capital Outlay	-	-	-	-
8400 Capital Equipment	-	-	-	-
8500 Non-Capital Equipment	1.4	-	-	-
8600 Debt Service	-	-	-	-
9000 Cost Allocation & Indirect Costs	-	-	-	-
9100 Transfers-Out	-	-	-	-
<b>Expenditure Categories Total:</b>	<b>1,109.4</b>	-	-	-
<b>Fund DT2005 - N Total:</b>	<b>1,109.4</b>	-	-	-

## Program Summary of Expenditure and Budget Request for Selected Funds

**Agency:** Department of Transportation

**Program:** Administration

**Fund:** DT2029 Regional Area Road Fund - Maricopa County (Non-Appropriated)

<b>Program Expenditures</b>		FY 2023 Actuals	FY 2024 Expenditure Plan	FY 2025 Funding Issue	FY 2025 Total Request
DTA-1-2	Transportation Support Services	213,207.4	-	-	-
	<b>Regional Area Road Fund - Maricopa County (Non-Appropriated) Summary Total:</b>	<b>213,207.4</b>	<b>-</b>	<b>-</b>	<b>-</b>
<b>Non-Appropriated Funding</b>					
6000	Personal Services	1,763.5	-	-	-
6100	Employee Related Expenditures	27.5	-	-	-
	<b>Subtotal Personal Services and ERE</b>	<b>1,791.0</b>	<b>-</b>	<b>-</b>	<b>-</b>
6200	Professional & Outside Services	64.2	-	-	-
6500	Travel In-State	-	-	-	-
6600	Travel Out-Of-State	-	-	-	-
6700	Food	-	-	-	-
6800	Aid To Organizations & Individuals	41,629.7	-	-	-
7000	Other Operating Expenditures	1,024.3	-	-	-
8100	Capital Outlay	-	-	-	-
8400	Capital Equipment	-	-	-	-
8500	Non-Capital Equipment	-	-	-	-
8600	Debt Service	-	-	-	-
9000	Cost Allocation & Indirect Costs	27,200.5	-	-	-
9100	Transfers-Out	141,497.7	-	-	-
	<b>Expenditure Categories Total:</b>	<b>213,207.4</b>	<b>-</b>	<b>-</b>	<b>-</b>
	<b>Fund DT2029 - N Total:</b>	<b>213,207.4</b>	<b>-</b>	<b>-</b>	<b>-</b>

## Program Summary of Expenditure and Budget Request for Selected Funds

<b>Agency:</b>	<b>Department of Transportation</b>
<b>Program:</b>	<b>Administration</b>
<b>Fund:</b>	<b>DT2030 State Highway Fund (Appropriated)</b>

<b>Program Expenditures</b>	<b>FY 2023 Actuals</b>	<b>FY 2024 Expenditure Plan</b>	<b>FY 2025 Funding Issue</b>	<b>FY 2025 Total Request</b>
DTA-1-1 Director's Office/Transportation Board	1,059.4	2,698.9	-	2,698.9
DTA-1-11 SLI Radio Replacement Lifecycle	-	1,656.1	-	1,656.1
DTA-1-2 Transportation Support Services	57,158.2	68,886.7	997.9	69,884.6
DTA-1-4 SLI Attorney General Legal Services	3,623.7	3,623.7	-	3,623.7
DTA-1-9 SLI ADOT Fleet Replacement	16,818.0	22,400.0	-	22,400.0
<b>State Highway Fund (Appropriated) Summary Total:</b>	<b>78,659.3</b>	<b>99,265.4</b>	<b>997.9</b>	<b>100,263.3</b>
<b>Appropriated Funding</b>				
6000 Personal Services	33,163.8	43,709.0	-	43,709.0
6100 Employee Related Expenditures	16,772.9	19,401.5	-	19,401.5
<b>Subtotal Personal Services and ERE</b>	<b>49,936.7</b>	<b>63,110.5</b>	-	<b>63,110.5</b>
6200 Professional & Outside Services	11,565.3	10,340.4	-	10,340.4
6500 Travel In-State	69.2	83.6	-	83.6
6600 Travel Out-Of-State	94.6	74.5	-	74.5
6700 Food	-	-	-	-
6800 Aid To Organizations & Individuals	1.9	-	-	-
7000 Other Operating Expenditures	46,452.1	268.5	662.0	930.5
8100 Capital Outlay	19.7	0.8	-	0.8
8400 Capital Equipment	16,998.1	24,585.6	-	24,585.6
8500 Non-Capital Equipment	1,391.5	801.5	335.9	1,137.4
8600 Debt Service	-	-	-	-
9000 Cost Allocation & Indirect Costs	(48,385.5)	-	-	-
9100 Transfers-Out	515.7	-	-	-
<b>Expenditure Categories Total:</b>	<b>78,659.3</b>	<b>99,265.4</b>	<b>997.9</b>	<b>100,263.3</b>
<b>Fund DT2030 - A Total:</b>	<b>78,659.3</b>	<b>99,265.4</b>	<b>997.9</b>	<b>100,263.3</b>

## Program Summary of Expenditure and Budget Request for Selected Funds

<b>Agency:</b>	<b>Department of Transportation</b>
<b>Program:</b>	<b>Administration</b>
<b>Fund:</b>	<b>DT2030 State Highway Fund (Non-Appropriated)</b>

<b>Program Expenditures</b>	FY 2023 Actuals	FY 2024 Expenditure Plan	FY 2025 Funding Issue	FY 2025 Total Request
DTA-1-2 Transportation Support Services	56,237.6	-	-	-
DTA-1-3 Arizona Highways Magazine	-	2,808.9	-	2,808.9
<b>State Highway Fund (Non-Appropriated) Summary Total:</b>	<b>56,237.6</b>	<b>2,808.9</b>	-	<b>2,808.9</b>
<b>Non-Appropriated Funding</b>				
6000 Personal Services	6,878.8	566.7	-	566.7
6100 Employee Related Expenditures	440.1	220.7	-	220.7
<b>Subtotal Personal Services and ERE</b>	<b>7,318.9</b>	<b>787.4</b>	-	<b>787.4</b>
6200 Professional & Outside Services	630.5	45.9	-	45.9
6500 Travel In-State	12.1	2.0	-	2.0
6600 Travel Out-Of-State	19.0	-	-	-
6700 Food	-	-	-	-
6800 Aid To Organizations & Individuals	8,720.0	-	-	-
7000 Other Operating Expenditures	8,066.7	1,973.6	-	1,973.6
8100 Capital Outlay	(26.7)	-	-	-
8400 Capital Equipment	16.9	-	-	-
8500 Non-Capital Equipment	65.0	-	-	-
8600 Debt Service	-	-	-	-
9000 Cost Allocation & Indirect Costs	4,512.0	-	-	-
9100 Transfers-Out	26,903.4	-	-	-
<b>Expenditure Categories Total:</b>	<b>56,237.6</b>	<b>2,808.9</b>	-	<b>2,808.9</b>
<b>Fund DT2030 - N Total:</b>	56,237.6	2,808.9	-	2,808.9

## Program Summary of Expenditure and Budget Request for Selected Funds

<b>Agency:</b>	<b>Department of Transportation</b>
<b>Program:</b>	<b>Administration</b>
<b>Fund:</b>	<b>DT2031 Arizona Highways Magazine Fund (Non-Appropriated)</b>

<b>Program Expenditures</b>	FY 2023 Actuals	FY 2024 Expenditure Plan	FY 2025 Funding Issue	FY 2025 Total Request
DTA-1-3 Arizona Highways Magazine	5,294.3	5,830.3	-	5,830.3
<b>Arizona Highways Magazine Fund (Non-Appropriated) Summary Total:</b>	<b>5,294.3</b>	<b>5,830.3</b>	-	<b>5,830.3</b>
<b>Non-Appropriated Funding</b>				
6000 Personal Services	1,293.9	1,429.8	-	1,429.8
6100 Employee Related Expenditures	499.3	520.9	-	520.9
<b>Subtotal Personal Services and ERE</b>	<b>1,793.2</b>	<b>1,950.7</b>	-	<b>1,950.7</b>
6200 Professional & Outside Services	351.8	938.0	-	938.0
6500 Travel In-State	0.5	2.0	-	2.0
6600 Travel Out-Of-State	4.4	12.5	-	12.5
6700 Food	-	-	-	-
6800 Aid To Organizations & Individuals	-	-	-	-
7000 Other Operating Expenditures	3,137.7	2,912.6	-	2,912.6
8100 Capital Outlay	-	-	-	-
8400 Capital Equipment	-	-	-	-
8500 Non-Capital Equipment	6.7	14.5	-	14.5
8600 Debt Service	-	-	-	-
9000 Cost Allocation & Indirect Costs	-	-	-	-
9100 Transfers-Out	-	-	-	-
<b>Expenditure Categories Total:</b>	<b>5,294.3</b>	<b>5,830.3</b>	-	<b>5,830.3</b>
<b>Fund DT2031 - N Total:</b>	<b>5,294.3</b>	<b>5,830.3</b>	<b>-</b>	<b>5,830.3</b>

## Program Summary of Expenditure and Budget Request for Selected Funds

<b>Agency:</b>	<b>Department of Transportation</b>
<b>Program:</b>	<b>Administration</b>
<b>Fund:</b>	<b>DT2071 ADOT Fleet Operations Fund (Non-Appropriated)</b>

<b>Program Expenditures</b>	FY 2023 Actuals	FY 2024 Expenditure Plan	FY 2025 Funding Issue	FY 2025 Total Request
DTA-1-2 Transportation Support Services	0.0	-	-	-
<b>ADOT Fleet Operations Fund (Non-Appropriated)</b>	<b>0.0</b>	-	-	-
<b>Summary Total:</b>				
<b>Non-Appropriated Funding</b>				
6000 Personal Services	-	-	-	-
6100 Employee Related Expenditures	-	-	-	-
<b>Subtotal Personal Services and ERE</b>	-	-	-	-
6200 Professional & Outside Services	-	-	-	-
6500 Travel In-State	-	-	-	-
6600 Travel Out-Of-State	-	-	-	-
6700 Food	-	-	-	-
6800 Aid To Organizations & Individuals	-	-	-	-
7000 Other Operating Expenditures	0.0	-	-	-
8100 Capital Outlay	-	-	-	-
8400 Capital Equipment	-	-	-	-
8500 Non-Capital Equipment	-	-	-	-
8600 Debt Service	-	-	-	-
9000 Cost Allocation & Indirect Costs	-	-	-	-
9100 Transfers-Out	-	-	-	-
<b>Expenditure Categories Total:</b>	<b>0.0</b>	-	-	-
<b>Fund DT2071 - N Total:</b>	<b>0.0</b>	-	-	-



## Program Summary of Expenditure and Budget Request for Selected Funds

<b>Agency:</b>	<b>Department of Transportation</b>
<b>Program:</b>	<b>Administration</b>
<b>Fund:</b>	<b>DT2097 ADOT Federal Programs Fund (Non-Appropriated)</b>

<b>Program Expenditures</b>	FY 2023 Actuals	FY 2024 Expenditure Plan	FY 2025 Funding Issue	FY 2025 Total Request
DTA-1-2 Transportation Support Services	445.9	-	-	-
<b>ADOT Federal Programs Fund (Non-Appropriated) Summary Total:</b>	<b>445.9</b>	-	-	-
<b>Non-Appropriated Funding</b>				
6000 Personal Services	107.8	-	-	-
6100 Employee Related Expenditures	117.5	-	-	-
<b>Subtotal Personal Services and ERE</b>	<b>225.3</b>	-	-	-
6200 Professional & Outside Services	-	-	-	-
6500 Travel In-State	-	-	-	-
6600 Travel Out-Of-State	-	-	-	-
6700 Food	-	-	-	-
6800 Aid To Organizations & Individuals	-	-	-	-
7000 Other Operating Expenditures	13.4	-	-	-
8100 Capital Outlay	-	-	-	-
8400 Capital Equipment	-	-	-	-
8500 Non-Capital Equipment	-	-	-	-
8600 Debt Service	-	-	-	-
9000 Cost Allocation & Indirect Costs	207.2	-	-	-
9100 Transfers-Out	-	-	-	-
<b>Expenditure Categories Total:</b>	<b>445.9</b>	-	-	-
<b>Fund DT2097 - N Total:</b>	<b>445.9</b>	-	-	-

## Program Summary of Expenditure and Budget Request for Selected Funds

<b>Agency:</b>	<b>Department of Transportation</b>
<b>Program:</b>	<b>Administration</b>
<b>Fund:</b>	<b>DT2208 Ignition Interlock Device Fund (Appropriated)</b>

<b>Program Expenditures</b>	FY 2023 Actuals	FY 2024 Expenditure Plan	FY 2025 Funding Issue	FY 2025 Total Request
DTA-1-2 Transportation Support Services	2.0	2.0	-	2.0
<b>Ignition Interlock Device Fund (Appropriated)</b>	<b>2.0</b>	<b>2.0</b>	<b>-</b>	<b>2.0</b>
<b>Summary Total:</b>	<b>2.0</b>	<b>2.0</b>	<b>-</b>	<b>2.0</b>
<b>Appropriated Funding</b>				
6000 Personal Services	-	-	-	-
6100 Employee Related Expenditures	-	-	-	-
<b>Subtotal Personal Services and ERE</b>	<b>-</b>	<b>-</b>	<b>-</b>	<b>-</b>
6200 Professional & Outside Services	-	-	-	-
6500 Travel In-State	-	-	-	-
6600 Travel Out-Of-State	-	-	-	-
6700 Food	-	-	-	-
6800 Aid To Organizations & Individuals	-	-	-	-
7000 Other Operating Expenditures	2.0	2.0	-	2.0
8100 Capital Outlay	-	-	-	-
8400 Capital Equipment	-	-	-	-
8500 Non-Capital Equipment	-	-	-	-
8600 Debt Service	-	-	-	-
9000 Cost Allocation & Indirect Costs	-	-	-	-
9100 Transfers-Out	-	-	-	-
<b>Expenditure Categories Total:</b>	<b>2.0</b>	<b>2.0</b>	<b>-</b>	<b>2.0</b>
<b>Fund DT2208 - A Total:</b>	<b>2.0</b>	<b>2.0</b>	<b>-</b>	<b>2.0</b>

## Program Summary of Expenditure and Budget Request for Selected Funds

<b>Agency:</b>	<b>Department of Transportation</b>
<b>Program:</b>	<b>Administration</b>
<b>Fund:</b>	<b>DT2226 Air Quality Fund (Appropriated)</b>

<b>Program Expenditures</b>	FY 2023 Actuals	FY 2024 Expenditure Plan	FY 2025 Funding Issue	FY 2025 Total Request
DTA-1-2 Transportation Support Services	0.4	0.6	-	0.6
<b>Air Quality Fund (Appropriated) Summary Total:</b>	<b>0.4</b>	<b>0.6</b>	-	<b>0.6</b>

<b>Appropriated Funding</b>					
6000	Personal Services	-	-	-	-
6100	Employee Related Expenditures	-	-	-	-
	<b>Subtotal Personal Services and ERE</b>	-	-	-	-
6200	Professional & Outside Services	-	-	-	-
6500	Travel In-State	-	-	-	-
6600	Travel Out-Of-State	-	-	-	-
6700	Food	-	-	-	-
6800	Aid To Organizations & Individuals	-	-	-	-
7000	Other Operating Expenditures	0.4	0.6	-	0.6
8100	Capital Outlay	-	-	-	-
8400	Capital Equipment	-	-	-	-
8500	Non-Capital Equipment	-	-	-	-
8600	Debt Service	-	-	-	-
9000	Cost Allocation & Indirect Costs	-	-	-	-
9100	Transfers-Out	-	-	-	-
	<b>Expenditure Categories Total:</b>	<b>0.4</b>	<b>0.6</b>	-	<b>0.6</b>
	<b>Fund DT2226 - A Total:</b>	<b>0.4</b>	<b>0.6</b>	-	<b>0.6</b>

## Program Summary of Expenditure and Budget Request for Selected Funds

<b>Agency:</b>	<b>Department of Transportation</b>
<b>Program:</b>	<b>Administration</b>
<b>Fund:</b>	<b>DT2266 Cash Deposits Fund (Non-Appropriated)</b>

<b>Program Expenditures</b>	FY 2023 Actuals	FY 2024 Expenditure Plan	FY 2025 Funding Issue	FY 2025 Total Request
DTA-1-2 Transportation Support Services	0.4	-	-	-
<b>Cash Deposits Fund (Non-Appropriated)</b>	<b>0.4</b>	-	-	-
<b>Summary Total:</b>				
<b>Non-Appropriated Funding</b>				
6000 Personal Services	-	-	-	-
6100 Employee Related Expenditures	-	-	-	-
<b>Subtotal Personal Services and ERE</b>	<b>-</b>	<b>-</b>	<b>-</b>	<b>-</b>
6200 Professional & Outside Services	-	-	-	-
6500 Travel In-State	0.4	-	-	-
6600 Travel Out-Of-State	-	-	-	-
6700 Food	-	-	-	-
6800 Aid To Organizations & Individuals	-	-	-	-
7000 Other Operating Expenditures	-	-	-	-
8100 Capital Outlay	-	-	-	-
8400 Capital Equipment	-	-	-	-
8500 Non-Capital Equipment	-	-	-	-
8600 Debt Service	-	-	-	-
9000 Cost Allocation & Indirect Costs	-	-	-	-
9100 Transfers-Out	-	-	-	-
<b>Expenditure Categories Total:</b>	<b>0.4</b>	<b>-</b>	<b>-</b>	<b>-</b>
<b>Fund DT2266 - N Total:</b>	<b>0.4</b>	<b>-</b>	<b>-</b>	<b>-</b>

## Program Summary of Expenditure and Budget Request for Selected Funds

<b>Agency:</b>	<b>Department of Transportation</b>
<b>Program:</b>	<b>Administration</b>
<b>Fund:</b>	<b>DT2272 Vehicle Inspection and Certificate of Title Enforcement Fund (Appropriated)</b>

<b>Program Expenditures</b>	FY 2023 Actuals	FY 2024 Expenditure Plan	FY 2025 Funding Issue	FY 2025 Total Request
DTA-1-2 Transportation Support Services	0.8	0.8	-	0.8
<b>Vehicle Inspection and Certificate of Title Enforcement Fund (Appropriated) Summary Total:</b>	<b>0.8</b>	<b>0.8</b>	-	<b>0.8</b>
<b>Appropriated Funding</b>				
6000 Personal Services	-	-	-	-
6100 Employee Related Expenditures	-	-	-	-
<b>Subtotal Personal Services and ERE</b>	<b>-</b>	<b>-</b>	<b>-</b>	<b>-</b>
6200 Professional & Outside Services	-	-	-	-
6500 Travel In-State	-	-	-	-
6600 Travel Out-Of-State	-	-	-	-
6700 Food	-	-	-	-
6800 Aid To Organizations & Individuals	-	-	-	-
7000 Other Operating Expenditures	0.8	0.8	-	0.8
8100 Capital Outlay	-	-	-	-
8400 Capital Equipment	-	-	-	-
8500 Non-Capital Equipment	-	-	-	-
8600 Debt Service	-	-	-	-
9000 Cost Allocation & Indirect Costs	-	-	-	-
9100 Transfers-Out	-	-	-	-
<b>Expenditure Categories Total:</b>	<b>0.8</b>	<b>0.8</b>	-	<b>0.8</b>
<b>Fund DT2272 - A Total:</b>	<b>0.8</b>	<b>0.8</b>	-	<b>0.8</b>

## Program Summary of Expenditure and Budget Request for Selected Funds

<b>Agency:</b>	<b>Department of Transportation</b>
<b>Program:</b>	<b>Administration</b>
<b>Fund:</b>	<b>DT2285 Motor Vehicle Liability Insurance Enforcement Fund (Appropriated)</b>

<b>Program Expenditures</b>	FY 2023 Actuals	FY 2024 Expenditure Plan	FY 2025 Funding Issue	FY 2025 Total Request
DTA-1-2 Transportation Support Services	934.7	11.7	-	11.7
<b>Motor Vehicle Liability Insurance Enforcement Fund (Appropriated) Summary Total:</b>	<b>934.7</b>	<b>11.7</b>	-	<b>11.7</b>
<b>Appropriated Funding</b>				
6000 Personal Services	-	-	-	-
6100 Employee Related Expenditures	-	-	-	-
<b>Subtotal Personal Services and ERE</b>	-	-	-	-
6200 Professional & Outside Services	-	-	-	-
6500 Travel In-State	0.1	-	-	-
6600 Travel Out-Of-State	2.5	-	-	-
6700 Food	-	-	-	-
6800 Aid To Organizations & Individuals	-	-	-	-
7000 Other Operating Expenditures	932.1	11.7	-	11.7
8100 Capital Outlay	-	-	-	-
8400 Capital Equipment	-	-	-	-
8500 Non-Capital Equipment	-	-	-	-
8600 Debt Service	-	-	-	-
9000 Cost Allocation & Indirect Costs	-	-	-	-
9100 Transfers-Out	-	-	-	-
<b>Expenditure Categories Total:</b>	<b>934.7</b>	<b>11.7</b>	-	<b>11.7</b>
<b>Fund DT2285 - A Total:</b>	<b>934.7</b>	<b>11.7</b>	<b>-</b>	<b>11.7</b>

## Program Summary of Expenditure and Budget Request for Selected Funds

<b>Agency:</b>	<b>Department of Transportation</b>
<b>Program:</b>	<b>Administration</b>
<b>Fund:</b>	<b>DT2449 Employee Recognition Fund (Non-Appropriated)</b>

<b>Program Expenditures</b>	FY 2023 Actuals	FY 2024 Expenditure Plan	FY 2025 Funding Issue	FY 2025 Total Request
DTA-1-2 Transportation Support Services	39.1	13.0	-	13.0
<b>Employee Recognition Fund (Non-Appropriated)</b>	<b>39.1</b>	<b>13.0</b>	<b>-</b>	<b>13.0</b>
<b>Summary Total:</b>	<b>39.1</b>	<b>13.0</b>	<b>-</b>	<b>13.0</b>
<b>Non-Appropriated Funding</b>				
6000 Personal Services	-	-	-	-
6100 Employee Related Expenditures	-	-	-	-
<b>Subtotal Personal Services and ERE</b>	<b>-</b>	<b>-</b>	<b>-</b>	<b>-</b>
6200 Professional & Outside Services	-	-	-	-
6500 Travel In-State	-	-	-	-
6600 Travel Out-Of-State	-	-	-	-
6700 Food	-	-	-	-
6800 Aid To Organizations & Individuals	-	-	-	-
7000 Other Operating Expenditures	39.1	13.0	-	13.0
8100 Capital Outlay	-	-	-	-
8400 Capital Equipment	-	-	-	-
8500 Non-Capital Equipment	-	-	-	-
8600 Debt Service	-	-	-	-
9000 Cost Allocation & Indirect Costs	-	-	-	-
9100 Transfers-Out	-	-	-	-
<b>Expenditure Categories Total:</b>	<b>39.1</b>	<b>13.0</b>	<b>-</b>	<b>13.0</b>
<b>Fund DT2449 - N Total:</b>	<b>39.1</b>	<b>13.0</b>	<b>-</b>	<b>13.0</b>

## Program Summary of Expenditure and Budget Request for Selected Funds

<b>Agency:</b>	<b>Department of Transportation</b>
<b>Program:</b>	<b>Administration</b>
<b>Fund:</b>	<b>DT2463 Grant Anticipation Notes Fund (Non-Appropriated)</b>

<b>Program Expenditures</b>	FY 2023 Actuals	FY 2024 Expenditure Plan	FY 2025 Funding Issue	FY 2025 Total Request
DTA-1-2 Transportation Support Services	59,970.6	-	-	-
<b>Grant Anticipation Notes Fund (Non-Appropriated) Summary Total:</b>	<b>59,970.6</b>	-	-	-
<b>Non-Appropriated Funding</b>				
6000 Personal Services	0.1	-	-	-
6100 Employee Related Expenditures	-	-	-	-
<b>Subtotal Personal Services and ERE</b>	<b>0.1</b>	-	-	-
6200 Professional & Outside Services	-	-	-	-
6500 Travel In-State	-	-	-	-
6600 Travel Out-Of-State	-	-	-	-
6700 Food	-	-	-	-
6800 Aid To Organizations & Individuals	-	-	-	-
7000 Other Operating Expenditures	-	-	-	-
8100 Capital Outlay	-	-	-	-
8400 Capital Equipment	-	-	-	-
8500 Non-Capital Equipment	-	-	-	-
8600 Debt Service	29,985.3	-	-	-
9000 Cost Allocation & Indirect Costs	0.0	-	-	-
9100 Transfers-Out	29,985.3	-	-	-
<b>Expenditure Categories Total:</b>	<b>59,970.6</b>	-	-	-
<b>Fund DT2463 - N Total:</b>	<b>59,970.6</b>	-	-	-



## Program Summary of Expenditure and Budget Request for Selected Funds

<b>Agency:</b>	<b>Department of Transportation</b>
<b>Program:</b>	<b>Administration</b>
<b>Fund:</b>	<b>DT2500 IGA and ISA Fund (Non-Appropriated)</b>

<b>Program Expenditures</b>	FY 2023 Actuals	FY 2024 Expenditure Plan	FY 2025 Funding Issue	FY 2025 Total Request
DTA-1-2 Transportation Support Services	1,178.1	333.2	-	333.2
<b>IGA and ISA Fund (Non-Appropriated) Summary Total:</b>	<b>1,178.1</b>	<b>333.2</b>	<b>-</b>	<b>333.2</b>
<b>Non-Appropriated Funding</b>				
6000 Personal Services	211.1	227.9	-	227.9
6100 Employee Related Expenditures	97.3	105.3	-	105.3
<b>Subtotal Personal Services and ERE</b>	<b>308.4</b>	<b>333.2</b>	<b>-</b>	<b>333.2</b>
6200 Professional & Outside Services	96.0	-	-	-
6500 Travel In-State	-	-	-	-
6600 Travel Out-Of-State	-	-	-	-
6700 Food	-	-	-	-
6800 Aid To Organizations & Individuals	4.6	-	-	-
7000 Other Operating Expenditures	-	-	-	-
8100 Capital Outlay	-	-	-	-
8400 Capital Equipment	769.1	-	-	-
8500 Non-Capital Equipment	-	-	-	-
8600 Debt Service	-	-	-	-
9000 Cost Allocation & Indirect Costs	-	-	-	-
9100 Transfers-Out	-	-	-	-
<b>Expenditure Categories Total:</b>	<b>1,178.1</b>	<b>333.2</b>	<b>-</b>	<b>333.2</b>
<b>Fund DT2500 - N Total:</b>	<b>1,178.1</b>	<b>333.2</b>	<b>-</b>	<b>333.2</b>

## Program Summary of Expenditure and Budget Request for Selected Funds

<b>Agency:</b>	<b>Department of Transportation</b>
<b>Program:</b>	<b>Administration</b>
<b>Fund:</b>	<b>DT2609 Motor Vehicle Dealer Enforcement Fund (Appropriated)</b>

<b>Program Expenditures</b>	FY 2023 Actuals	FY 2024 Expenditure Plan	FY 2025 Funding Issue	FY 2025 Total Request
DTA-1-2 Transportation Support Services	0.0	-	-	-
<b>Motor Vehicle Dealer Enforcement Fund (Appropriated) Summary Total:</b>	<b>0.0</b>	-	-	-
<b>Appropriated Funding</b>				
6000 Personal Services	-	-	-	-
6100 Employee Related Expenditures	-	-	-	-
<b>Subtotal Personal Services and ERE</b>	-	-	-	-
6200 Professional & Outside Services	-	-	-	-
6500 Travel In-State	-	-	-	-
6600 Travel Out-Of-State	-	-	-	-
6700 Food	-	-	-	-
6800 Aid To Organizations & Individuals	-	-	-	-
7000 Other Operating Expenditures	-	-	-	-
8100 Capital Outlay	-	-	-	-
8400 Capital Equipment	-	-	-	-
8500 Non-Capital Equipment	-	-	-	-
8600 Debt Service	-	-	-	-
9000 Cost Allocation & Indirect Costs	-	-	-	-
9100 Transfers-Out	0.0	-	-	-
<b>Expenditure Categories Total:</b>	<b>0.0</b>	-	-	-
<b>Fund DT2609 - A Total:</b>	<b>0.0</b>	-	-	-

## Program Summary of Expenditure and Budget Request for Selected Funds

<b>Agency:</b>	<b>Department of Transportation</b>
<b>Program:</b>	<b>Administration</b>
<b>Fund:</b>	<b>DT2985 ADOT Coronavirus State and Local Fiscal Recovery Fund (Non-Appropriated)</b>

<b>Program Expenditures</b>	FY 2023 Actuals	FY 2024 Expenditure Plan	FY 2025 Funding Issue	FY 2025 Total Request
DTA-1-2 Transportation Support Services	2,348.9	-	-	-
<b>ADOT Coronavirus State and Local Fiscal Recovery Fund (Non-Appropriated) Summary Total:</b>	<b>2,348.9</b>	-	-	-
<b>Non-Appropriated Funding</b>				
6000 Personal Services	166.7	-	-	-
6100 Employee Related Expenditures	0.0	-	-	-
<b>Subtotal Personal Services and ERE</b>	<b>166.7</b>	-	-	-
6200 Professional & Outside Services	-	-	-	-
6500 Travel In-State	-	-	-	-
6600 Travel Out-Of-State	-	-	-	-
6700 Food	-	-	-	-
6800 Aid To Organizations & Individuals	-	-	-	-
7000 Other Operating Expenditures	-	-	-	-
8100 Capital Outlay	-	-	-	-
8400 Capital Equipment	-	-	-	-
8500 Non-Capital Equipment	-	-	-	-
8600 Debt Service	-	-	-	-
9000 Cost Allocation & Indirect Costs	2,182.2	-	-	-
9100 Transfers-Out	-	-	-	-
<b>Expenditure Categories Total:</b>	<b>2,348.9</b>	-	-	-
<b>Fund DT2985 - N Total:</b>	<b>2,348.9</b>	-	-	-

## Program Summary of Expenditure and Budget Request for Selected Funds

<b>Agency:</b>	<b>Department of Transportation</b>
<b>Program:</b>	<b>Administration</b>
<b>Fund:</b>	<b>DT3113 Highway User Revenue Fund (Appropriated)</b>

<b>Program Expenditures</b>	FY 2023 Actuals	FY 2024 Expenditure Plan	FY 2025 Funding Issue	FY 2025 Total Request
DTA-1-2 Transportation Support Services	31.8	35.9	-	35.9
<b>Highway User Revenue Fund (Appropriated)</b>	<b>31.8</b>	<b>35.9</b>	-	<b>35.9</b>
<b>Summary Total:</b>				
<b>Appropriated Funding</b>				
6000 Personal Services	-	-	-	-
6100 Employee Related Expenditures	-	-	-	-
<b>Subtotal Personal Services and ERE</b>	<b>-</b>	<b>-</b>	<b>-</b>	<b>-</b>
6200 Professional & Outside Services	-	-	-	-
6500 Travel In-State	-	-	-	-
6600 Travel Out-Of-State	-	-	-	-
6700 Food	-	-	-	-
6800 Aid To Organizations & Individuals	-	-	-	-
7000 Other Operating Expenditures	31.8	35.9	-	35.9
8100 Capital Outlay	-	-	-	-
8400 Capital Equipment	-	-	-	-
8500 Non-Capital Equipment	-	-	-	-
8600 Debt Service	-	-	-	-
9000 Cost Allocation & Indirect Costs	-	-	-	-
9100 Transfers-Out	-	-	-	-
<b>Expenditure Categories Total:</b>	<b>31.8</b>	<b>35.9</b>	-	<b>35.9</b>
<b>Fund DT3113 - A Total:</b>	<b>31.8</b>	<b>35.9</b>	<b>-</b>	<b>35.9</b>

## Program Summary of Expenditure and Budget Request for Selected Funds

<b>Agency:</b>	<b>Department of Transportation</b>
<b>Program:</b>	<b>Administration</b>
<b>Fund:</b>	<b>DT3113 Highway User Revenue Fund (Non-Appropriated)</b>

<b>Program Expenditures</b>	FY 2023 Actuals	FY 2024 Expenditure Plan	FY 2025 Funding Issue	FY 2025 Total Request
DTA-1-2 Transportation Support Services	856,491.0	-	-	-
<b>Highway User Revenue Fund (Non-Appropriated)</b>	<b>856,491.0</b>	-	-	-
<b>Summary Total:</b>				
<b>Non-Appropriated Funding</b>				
6000 Personal Services	-	-	-	-
6100 Employee Related Expenditures	-	-	-	-
<b>Subtotal Personal Services and ERE</b>	<b>-</b>	<b>-</b>	<b>-</b>	<b>-</b>
6200 Professional & Outside Services	-	-	-	-
6500 Travel In-State	-	-	-	-
6600 Travel Out-Of-State	-	-	-	-
6700 Food	-	-	-	-
6800 Aid To Organizations & Individuals	856,491.0	-	-	-
7000 Other Operating Expenditures	-	-	-	-
8100 Capital Outlay	-	-	-	-
8400 Capital Equipment	-	-	-	-
8500 Non-Capital Equipment	-	-	-	-
8600 Debt Service	-	-	-	-
9000 Cost Allocation & Indirect Costs	-	-	-	-
9100 Transfers-Out	-	-	-	-
<b>Expenditure Categories Total:</b>	<b>856,491.0</b>	<b>-</b>	<b>-</b>	<b>-</b>
<b>Fund DT3113 - N Total:</b>	<b>856,491.0</b>	<b>-</b>	<b>-</b>	<b>-</b>

## Program Summary of Expenditure and Budget Request for Selected Funds

<b>Agency:</b>	<b>Department of Transportation</b>
<b>Program:</b>	<b>Administration</b>
<b>Fund:</b>	<b>DT3701 Local Agency Deposits Fund (Non-Appropriated)</b>

<b>Program Expenditures</b>	FY 2023 Actuals	FY 2024 Expenditure Plan	FY 2025 Funding Issue	FY 2025 Total Request
DTA-1-2 Transportation Support Services	10,109.6	-	-	-
<b>Local Agency Deposits Fund (Non-Appropriated)</b>	<b>10,109.6</b>	-	-	-
<b>Summary Total:</b>	<b>10,109.6</b>	-	-	-
<b>Non-Appropriated Funding</b>				
6000 Personal Services	411.6	-	-	-
6100 Employee Related Expenditures	3.5	-	-	-
<b>Subtotal Personal Services and ERE</b>	<b>415.1</b>	-	-	-
6200 Professional & Outside Services	-	-	-	-
6500 Travel In-State	-	-	-	-
6600 Travel Out-Of-State	-	-	-	-
6700 Food	-	-	-	-
6800 Aid To Organizations & Individuals	9,677.5	-	-	-
7000 Other Operating Expenditures	-	-	-	-
8100 Capital Outlay	26.7	-	-	-
8400 Capital Equipment	-	-	-	-
8500 Non-Capital Equipment	-	-	-	-
8600 Debt Service	-	-	-	-
9000 Cost Allocation & Indirect Costs	(9.7)	-	-	-
9100 Transfers-Out	-	-	-	-
<b>Expenditure Categories Total:</b>	<b>10,109.6</b>	-	-	-
<b>Fund DT3701 - N Total:</b>	<b>10,109.6</b>	-	-	-

## Program Summary of Expenditure and Budget Request for Selected Funds

<b>Agency:</b>	<b>Department of Transportation</b>
<b>Program:</b>	<b>Administration</b>
<b>Fund:</b>	<b>DT5004 State Highway Fund Bonds Debt Service Fund (Non-Appropriated)</b>

<b>Program Expenditures</b>	FY 2023 Actuals	FY 2024 Expenditure Plan	FY 2025 Funding Issue	FY 2025 Total Request
DTA-1-2 Transportation Support Services	137,390.8	-	-	-
<b>State Highway Fund Bonds Debt Service Fund (Non-Appropriated) Summary Total:</b>	<b>137,390.8</b>	-	-	-
<b>Non-Appropriated Funding</b>				
6000 Personal Services	-	-	-	-
6100 Employee Related Expenditures	-	-	-	-
<b>Subtotal Personal Services and ERE</b>	-	-	-	-
6200 Professional & Outside Services	-	-	-	-
6500 Travel In-State	-	-	-	-
6600 Travel Out-Of-State	-	-	-	-
6700 Food	-	-	-	-
6800 Aid To Organizations & Individuals	-	-	-	-
7000 Other Operating Expenditures	-	-	-	-
8100 Capital Outlay	-	-	-	-
8400 Capital Equipment	-	-	-	-
8500 Non-Capital Equipment	-	-	-	-
8600 Debt Service	137,358.6	-	-	-
9000 Cost Allocation & Indirect Costs	-	-	-	-
9100 Transfers-Out	32.2	-	-	-
<b>Expenditure Categories Total:</b>	<b>137,390.8</b>	-	-	-
<b>Fund DT5004 - N Total:</b>	<b>137,390.8</b>	-	-	-

## Program Summary of Expenditure and Budget Request for Selected Funds

<b>Agency:</b>	<b>Department of Transportation</b>
<b>Program:</b>	<b>Administration</b>
<b>Fund:</b>	<b>DT5008 Regional Area Road Fund Debt Service Fund (Non-Appropriated)</b>

	FY 2023 Actuals	FY 2024 Expenditure Plan	FY 2025 Funding Issue	FY 2025 Total Request
<b>Program Expenditures</b>				
DTA-1-2 Transportation Support Services	143,388.7	-	-	-
<b>Regional Area Road Fund Debt Service Fund (Non-Appropriated) Summary Total:</b>	<b>143,388.7</b>	-	-	-
<b>Non-Appropriated Funding</b>				
6000 Personal Services	-	-	-	-
6100 Employee Related Expenditures	-	-	-	-
<b>Subtotal Personal Services and ERE</b>	-	-	-	-
6200 Professional & Outside Services	-	-	-	-
6500 Travel In-State	-	-	-	-
6600 Travel Out-Of-State	-	-	-	-
6700 Food	-	-	-	-
6800 Aid To Organizations & Individuals	-	-	-	-
7000 Other Operating Expenditures	-	-	-	-
8100 Capital Outlay	-	-	-	-
8400 Capital Equipment	-	-	-	-
8500 Non-Capital Equipment	-	-	-	-
8600 Debt Service	143,388.7	-	-	-
9000 Cost Allocation & Indirect Costs	-	-	-	-
9100 Transfers-Out	-	-	-	-
<b>Expenditure Categories Total:</b>	<b>143,388.7</b>	-	-	-
<b>Fund DT5008 - N Total:</b>	143,388.7	-	-	-
<b>Administration Total:</b>	1,568,506.9	110,508.6	466.0	110,974.6



## Program Summary of Expenditure and Budget Request for Selected Funds

<b>Agency:</b>	<b>Department of Transportation</b>
<b>Program:</b>	<b>Intermodal Transportation</b>
<b>Fund:</b>	<b>AA1000 General Fund (Appropriated)</b>

<b>Program Expenditures</b>	FY 2023 Actuals	FY 2024 Expenditure Plan	FY 2025 Funding Issue	FY 2025 Total Request
DTA-2-2 Construction	-	-	-	-
<b>General Fund (Appropriated) Summary Total:</b>	-	-	-	-
<b>Appropriated Funding</b>				
6000 Personal Services	-	-	-	-
6100 Employee Related Expenditures	-	-	-	-
<b>Subtotal Personal Services and ERE</b>	-	-	-	-
6200 Professional & Outside Services	-	-	-	-
6500 Travel In-State	-	-	-	-
6600 Travel Out-Of-State	-	-	-	-
6700 Food	-	-	-	-
6800 Aid To Organizations & Individuals	-	-	-	-
7000 Other Operating Expenditures	-	-	-	-
8100 Capital Outlay	-	-	-	-
8400 Capital Equipment	-	-	-	-
8500 Non-Capital Equipment	-	-	-	-
8600 Debt Service	-	-	-	-
9000 Cost Allocation & Indirect Costs	-	-	-	-
9100 Transfers-Out	-	-	-	-
<b>Expenditure Categories Total:</b>	-	-	-	-
<b>Fund AA1000 - A Total:</b>	-	-	-	-

## Program Summary of Expenditure and Budget Request for Selected Funds

<b>Agency:</b>	<b>Department of Transportation</b>
<b>Program:</b>	<b>Intermodal Transportation</b>
<b>Fund:</b>	<b>AA1000 General Fund (Non-Appropriated)</b>

<b>Program Expenditures</b>	FY 2023 Actuals	FY 2024 Expenditure Plan	FY 2025 Funding Issue	FY 2025 Total Request
DTA-2-2 Construction	-	-	-	-
DTA-2-3 Intermodal Transportation Planning	-	-	-	-
<b>General Fund (Non-Appropriated) Summary Total:</b>	-	-	-	-
<b>Non-Appropriated Funding</b>				
6000 Personal Services	-	-	-	-
6100 Employee Related Expenditures	-	-	-	-
<b>Subtotal Personal Services and ERE</b>	-	-	-	-
6200 Professional & Outside Services	-	-	-	-
6500 Travel In-State	-	-	-	-
6600 Travel Out-Of-State	-	-	-	-
6700 Food	-	-	-	-
6800 Aid To Organizations & Individuals	-	-	-	-
7000 Other Operating Expenditures	-	-	-	-
8100 Capital Outlay	-	-	-	-
8400 Capital Equipment	-	-	-	-
8500 Non-Capital Equipment	-	-	-	-
8600 Debt Service	-	-	-	-
9000 Cost Allocation & Indirect Costs	-	-	-	-
9100 Transfers-Out	-	-	-	-
<b>Expenditure Categories Total:</b>	-	-	-	-
<b>Fund AA1000 - N Total:</b>	-	-	-	-

## Program Summary of Expenditure and Budget Request for Selected Funds

<b>Agency:</b>	<b>Department of Transportation</b>
<b>Program:</b>	<b>Intermodal Transportation</b>
<b>Fund:</b>	<b>DT2005 State Aviation Fund (Appropriated)</b>

<b>Program Expenditures</b>	FY 2023 Actuals	FY 2024 Expenditure Plan	FY 2025 Funding Issue	FY 2025 Total Request
DTA-2-3 Intermodal Transportation Planning	326.0	604.8	-	604.8
<b>State Aviation Fund (Appropriated) Summary Total:</b>	<b>326.0</b>	<b>604.8</b>	-	<b>604.8</b>
<b>Appropriated Funding</b>				
6000 Personal Services	233.5	408.2	-	408.2
6100 Employee Related Expenditures	87.8	173.4	-	173.4
<b>Subtotal Personal Services and ERE</b>	<b>321.3</b>	<b>581.6</b>	-	<b>581.6</b>
6200 Professional & Outside Services	-	-	-	-
6500 Travel In-State	0.4	0.5	-	0.5
6600 Travel Out-Of-State	1.8	1.0	-	1.0
6700 Food	-	-	-	-
6800 Aid To Organizations & Individuals	-	-	-	-
7000 Other Operating Expenditures	2.5	21.7	-	21.7
8100 Capital Outlay	-	-	-	-
8400 Capital Equipment	-	-	-	-
8500 Non-Capital Equipment	-	-	-	-
8600 Debt Service	-	-	-	-
9000 Cost Allocation & Indirect Costs	-	-	-	-
9100 Transfers-Out	-	-	-	-
<b>Expenditure Categories Total:</b>	<b>326.0</b>	<b>604.8</b>	-	<b>604.8</b>
<b>Fund DT2005 - A Total:</b>	<b>326.0</b>	<b>604.8</b>	<b>-</b>	<b>604.8</b>

## Program Summary of Expenditure and Budget Request for Selected Funds

<b>Agency:</b>	<b>Department of Transportation</b>
<b>Program:</b>	<b>Intermodal Transportation</b>
<b>Fund:</b>	<b>DT2005 State Aviation Fund (Non-Appropriated)</b>

<b>Program Expenditures</b>	FY 2023 Actuals	FY 2024 Expenditure Plan	FY 2025 Funding Issue	FY 2025 Total Request
DTA-2-3 Intermodal Transportation Planning	384.2	-	-	-
<b>State Aviation Fund (Non-Appropriated) Summary Total:</b>	<b>384.2</b>	-	-	-
<b>Non-Appropriated Funding</b>				
6000 Personal Services	-	-	-	-
6100 Employee Related Expenditures	-	-	-	-
<b>Subtotal Personal Services and ERE</b>	-	-	-	-
6200 Professional & Outside Services	384.2	-	-	-
6500 Travel In-State	-	-	-	-
6600 Travel Out-Of-State	-	-	-	-
6700 Food	-	-	-	-
6800 Aid To Organizations & Individuals	-	-	-	-
7000 Other Operating Expenditures	-	-	-	-
8100 Capital Outlay	-	-	-	-
8400 Capital Equipment	-	-	-	-
8500 Non-Capital Equipment	-	-	-	-
8600 Debt Service	-	-	-	-
9000 Cost Allocation & Indirect Costs	-	-	-	-
9100 Transfers-Out	-	-	-	-
<b>Expenditure Categories Total:</b>	<b>384.2</b>	-	-	-
<b>Fund DT2005 - N Total:</b>	<b>384.2</b>	-	-	-

## Program Summary of Expenditure and Budget Request for Selected Funds

<b>Agency:</b>	<b>Department of Transportation</b>
<b>Program:</b>	<b>Intermodal Transportation</b>
<b>Fund:</b>	<b>DT2029 Regional Area Road Fund - Maricopa County (Non-Appropriated)</b>

<b>Program Expenditures</b>	<b>FY 2023 Actuals</b>	<b>FY 2024 Expenditure Plan</b>	<b>FY 2025 Funding Issue</b>	<b>FY 2025 Total Request</b>
DTA-2-1 SLI Highway Maintenance	14,214.7	-	-	-
DTA-2-2 Construction	500,656.5	-	-	-
DTA-2-3 Intermodal Transportation Planning	7.6	-	-	-
<b>Regional Area Road Fund - Maricopa County (Non-Appropriated) Summary Total:</b>	<b>514,878.8</b>	-	-	-
<b>Non-Appropriated Funding</b>				
6000 Personal Services	5,933.9	-	-	-
6100 Employee Related Expenditures	2,400.8	-	-	-
<b>Subtotal Personal Services and ERE</b>	<b>8,334.7</b>	-	-	-
6200 Professional & Outside Services	45,112.4	-	-	-
6500 Travel In-State	0.4	-	-	-
6600 Travel Out-Of-State	-	-	-	-
6700 Food	-	-	-	-
6800 Aid To Organizations & Individuals	300.0	-	-	-
7000 Other Operating Expenditures	16,013.6	-	-	-
8100 Capital Outlay	444,643.4	-	-	-
8400 Capital Equipment	-	-	-	-
8500 Non-Capital Equipment	474.2	-	-	-
8600 Debt Service	-	-	-	-
9000 Cost Allocation & Indirect Costs	-	-	-	-
9100 Transfers-Out	-	-	-	-
<b>Expenditure Categories Total:</b>	<b>514,878.8</b>	-	-	-
<b>Fund DT2029 - N Total:</b>	<b>514,878.8</b>	-	-	-

## Program Summary of Expenditure and Budget Request for Selected Funds

<b>Agency:</b>	<b>Department of Transportation</b>
<b>Program:</b>	<b>Intermodal Transportation</b>
<b>Fund:</b>	<b>DT2030 State Highway Fund (Appropriated)</b>

<b>Program Expenditures</b>	<b>FY 2023 Actuals</b>	<b>FY 2024 Expenditure Plan</b>	<b>FY 2025 Funding Issue</b>	<b>FY 2025 Total Request</b>
DTA-2-1 SLI Highway Maintenance	168,295.2	160,760.6	32,207.3	192,967.9
DTA-2-11 SLI Preventative Surface Treatments	29,005.8	36,142.0	-	36,142.0
DTA-2-12 SLI One-Time ADOT Fleet Fuel Inflation Funding	-	2,337.9	-	2,337.9
DTA-2-13 SLI Targeted Statewide Litter Removal	-	3,106.8	-	3,106.8
DTA-2-2 Construction	63,468.6	66,442.4	1,885.0	68,327.4
DTA-2-3 Intermodal Transportation Planning	2,450.5	3,506.9	-	3,506.9
DTA-2-7 SLI Driver Safety and Livestock Control	275.5	800.0	-	800.0
<b>State Highway Fund (Appropriated) Summary Total:</b>	<b>263,495.7</b>	<b>273,096.6</b>	<b>34,092.3</b>	<b>307,188.9</b>

<b>Appropriated Funding</b>		<b>FY 2023 Actuals</b>	<b>FY 2024 Expenditure Plan</b>	<b>FY 2025 Funding Issue</b>	<b>FY 2025 Total Request</b>
6000	Personal Services	89,013.3	87,854.2	-	87,854.2
6100	Employee Related Expenditures	37,970.0	39,563.0	-	39,563.0
	<b>Subtotal Personal Services and ERE</b>	<b>126,983.3</b>	<b>127,417.2</b>	<b>-</b>	<b>127,417.2</b>
6200	Professional & Outside Services	2,213.1	5,404.8	735.0	6,139.8
6500	Travel In-State	660.8	510.0	-	510.0
6600	Travel Out-Of-State	74.5	42.0	-	42.0
6700	Food	3.6	-	-	-
6800	Aid To Organizations & Individuals	12.8	-	-	-
7000	Other Operating Expenditures	131,104.0	137,310.6	33,357.3	170,667.9
8100	Capital Outlay	76.4	-	-	-
8400	Capital Equipment	1,696.7	1,962.0	-	1,962.0
8500	Non-Capital Equipment	430.4	450.0	-	450.0
8600	Debt Service	-	-	-	-
9000	Cost Allocation & Indirect Costs	-	-	-	-
9100	Transfers-Out	240.0	-	-	-
	<b>Expenditure Categories Total:</b>	<b>263,495.7</b>	<b>273,096.6</b>	<b>34,092.3</b>	<b>307,188.9</b>
	<b>Fund DT2030 - A Total:</b>	<b>263,495.7</b>	<b>273,096.6</b>	<b>34,092.3</b>	<b>307,188.9</b>

## Program Summary of Expenditure and Budget Request for Selected Funds

<b>Agency:</b>	<b>Department of Transportation</b>
<b>Program:</b>	<b>Intermodal Transportation</b>
<b>Fund:</b>	<b>DT2030 State Highway Fund (Non-Appropriated)</b>

<b>Program Expenditures</b>	<b>FY 2023 Actuals</b>	<b>FY 2024 Expenditure Plan</b>	<b>FY 2025 Funding Issue</b>	<b>FY 2025 Total Request</b>
DTA-2-1 SLI Highway Maintenance	2,187.5	-	-	-
DTA-2-2 Construction	452,661.7	50.0	-	50.0
DTA-2-3 Intermodal Transportation Planning	16,829.4	-	-	-
<b>State Highway Fund (Non-Appropriated) Summary Total:</b>	<b>471,678.6</b>	<b>50.0</b>	<b>-</b>	<b>50.0</b>
<b>Non-Appropriated Funding</b>				
6000 Personal Services	18,461.3	-	-	-
6100 Employee Related Expenditures	7,519.5	-	-	-
<b>Subtotal Personal Services and ERE</b>	<b>25,980.8</b>	<b>-</b>	<b>-</b>	<b>-</b>
6200 Professional & Outside Services	61,194.8	-	-	-
6500 Travel In-State	343.0	-	-	-
6600 Travel Out-Of-State	40.7	-	-	-
6700 Food	-	-	-	-
6800 Aid To Organizations & Individuals	111.2	-	-	-
7000 Other Operating Expenditures	8,518.9	50.0	-	50.0
8100 Capital Outlay	371,210.2	-	-	-
8400 Capital Equipment	-	-	-	-
8500 Non-Capital Equipment	316.3	-	-	-
8600 Debt Service	-	-	-	-
9000 Cost Allocation & Indirect Costs	-	-	-	-
9100 Transfers-Out	3,962.7	-	-	-
<b>Expenditure Categories Total:</b>	<b>471,678.6</b>	<b>50.0</b>	<b>-</b>	<b>50.0</b>
<b>Fund DT2030 - N Total:</b>	<b>471,678.6</b>	<b>50.0</b>	<b>-</b>	<b>50.0</b>

## Program Summary of Expenditure and Budget Request for Selected Funds

<b>Agency:</b>	<b>Department of Transportation</b>
<b>Program:</b>	<b>Intermodal Transportation</b>
<b>Fund:</b>	<b>DT2044 Highway Damage Recovery Account Fund (Appropriated)</b>

<b>Program Expenditures</b>	FY 2023 Actuals	FY 2024 Expenditure Plan	FY 2025 Funding Issue	FY 2025 Total Request
DTA-2-8 SLI Highway Damage Recovery Account	7,988.6	8,000.8	-	8,000.8
<b>Highway Damage Recovery Account Fund (Appropriated) Summary Total:</b>	<b>7,988.6</b>	<b>8,000.8</b>	-	<b>8,000.8</b>
<b>Appropriated Funding</b>				
6000 Personal Services	-	-	-	-
6100 Employee Related Expenditures	-	-	-	-
<b>Subtotal Personal Services and ERE</b>	<b>-</b>	<b>-</b>	<b>-</b>	<b>-</b>
6200 Professional & Outside Services	-	-	-	-
6500 Travel In-State	-	-	-	-
6600 Travel Out-Of-State	-	-	-	-
6700 Food	-	-	-	-
6800 Aid To Organizations & Individuals	-	-	-	-
7000 Other Operating Expenditures	7,987.8	8,000.8	-	8,000.8
8100 Capital Outlay	0.8	-	-	-
8400 Capital Equipment	-	-	-	-
8500 Non-Capital Equipment	-	-	-	-
8600 Debt Service	-	-	-	-
9000 Cost Allocation & Indirect Costs	-	-	-	-
9100 Transfers-Out	-	-	-	-
<b>Expenditure Categories Total:</b>	<b>7,988.6</b>	<b>8,000.8</b>	-	<b>8,000.8</b>
<b>Fund DT2044 - A Total:</b>	<b>7,988.6</b>	<b>8,000.8</b>	<b>-</b>	<b>8,000.8</b>



## Program Summary of Expenditure and Budget Request for Selected Funds

<b>Agency:</b>	<b>Department of Transportation</b>
<b>Program:</b>	<b>Intermodal Transportation</b>
<b>Fund:</b>	<b>DT2071 ADOT Fleet Operations Fund (Appropriated)</b>

<b>Program Expenditures</b>		FY 2023 Actuals	FY 2024 Expenditure Plan	FY 2025 Funding Issue	FY 2025 Total Request
DTA-2-4	SLI Vehicles and Heavy Equipment	20,964.3	25,209.0	4,007.9	29,216.9
	<b>ADOT Fleet Operations Fund (Appropriated)</b>	<b>20,964.3</b>	<b>25,209.0</b>	<b>4,007.9</b>	<b>29,216.9</b>
	<b>Summary Total:</b>				
<b>Appropriated Funding</b>					
6000	Personal Services	10,568.8	10,388.6	1,302.7	11,691.3
6100	Employee Related Expenditures	4,909.6	4,827.5	694.9	5,522.4
	<b>Subtotal Personal Services and ERE</b>	<b>15,478.3</b>	<b>15,216.1</b>	<b>1,997.6</b>	<b>17,213.7</b>
6200	Professional & Outside Services	268.5	-	-	-
6500	Travel In-State	64.4	-	-	-
6600	Travel Out-Of-State	-	-	-	-
6700	Food	-	-	-	-
6800	Aid To Organizations & Individuals	-	-	-	-
7000	Other Operating Expenditures	5,067.9	9,992.9	2,010.3	12,003.2
8100	Capital Outlay	0.2	-	-	-
8400	Capital Equipment	(9.4)	-	-	-
8500	Non-Capital Equipment	94.3	-	-	-
8600	Debt Service	-	-	-	-
9000	Cost Allocation & Indirect Costs	-	-	-	-
9100	Transfers-Out	-	-	-	-
	<b>Expenditure Categories Total:</b>	<b>20,964.3</b>	<b>25,209.0</b>	<b>4,007.9</b>	<b>29,216.9</b>
	<b>Fund DT2071 - A Total:</b>	<b>20,964.3</b>	<b>25,209.0</b>	<b>4,007.9</b>	<b>29,216.9</b>

## Program Summary of Expenditure and Budget Request for Selected Funds

<b>Agency:</b>	<b>Department of Transportation</b>
<b>Program:</b>	<b>Intermodal Transportation</b>
<b>Fund:</b>	<b>DT2097 ADOT Federal Programs Fund (Non-Appropriated)</b>

<b>Program Expenditures</b>	FY 2023 Actuals	FY 2024 Expenditure Plan	FY 2025 Funding Issue	FY 2025 Total Request
DTA-2-3 Intermodal Transportation Planning	19,448.3	-	-	-
<b>ADOT Federal Programs Fund (Non-Appropriated) Summary Total:</b>	<b>19,448.3</b>	-	-	-
<b>Non-Appropriated Funding</b>				
6000 Personal Services	805.0	-	-	-
6100 Employee Related Expenditures	307.7	-	-	-
<b>Subtotal Personal Services and ERE</b>	<b>1,112.7</b>	-	-	-
6200 Professional & Outside Services	373.9	-	-	-
6500 Travel In-State	-	-	-	-
6600 Travel Out-Of-State	5.8	-	-	-
6700 Food	-	-	-	-
6800 Aid To Organizations & Individuals	17,801.1	-	-	-
7000 Other Operating Expenditures	152.6	-	-	-
8100 Capital Outlay	-	-	-	-
8400 Capital Equipment	-	-	-	-
8500 Non-Capital Equipment	2.2	-	-	-
8600 Debt Service	-	-	-	-
9000 Cost Allocation & Indirect Costs	-	-	-	-
9100 Transfers-Out	-	-	-	-
<b>Expenditure Categories Total:</b>	<b>19,448.3</b>	-	-	-
<b>Fund DT2097 - N Total:</b>	<b>19,448.3</b>	-	-	-

## Program Summary of Expenditure and Budget Request for Selected Funds

<b>Agency:</b>	<b>Department of Transportation</b>
<b>Program:</b>	<b>Intermodal Transportation</b>
<b>Fund:</b>	<b>DT2226 Air Quality Fund (Appropriated)</b>

<b>Program Expenditures</b>	<b>FY 2023 Actuals</b>	<b>FY 2024 Expenditure Plan</b>	<b>FY 2025 Funding Issue</b>	<b>FY 2025 Total Request</b>
DTA-2-3 Intermodal Transportation Planning	253.6	1,127.1	(250.0)	877.1
<b>Air Quality Fund (Appropriated) Summary Total:</b>	<b>253.6</b>	<b>1,127.1</b>	<b>(250.0)</b>	<b>877.1</b>
<b>Appropriated Funding</b>				
6000 Personal Services	42.6	488.3	-	488.3
6100 Employee Related Expenditures	16.6	174.6	-	174.6
<b>Subtotal Personal Services and ERE</b>	<b>59.2</b>	<b>662.9</b>	<b>-</b>	<b>662.9</b>
6200 Professional & Outside Services	22.3	-	(250.0)	(250.0)
6500 Travel In-State	-	0.5	-	0.5
6600 Travel Out-Of-State	0.7	1.0	-	1.0
6700 Food	-	-	-	-
6800 Aid To Organizations & Individuals	-	-	-	-
7000 Other Operating Expenditures	1.3	387.7	-	387.7
8100 Capital Outlay	-	-	-	-
8400 Capital Equipment	-	-	-	-
8500 Non-Capital Equipment	-	-	-	-
8600 Debt Service	-	-	-	-
9000 Cost Allocation & Indirect Costs	170.1	-	-	-
9100 Transfers-Out	-	75.0	-	75.0
<b>Expenditure Categories Total:</b>	<b>253.6</b>	<b>1,127.1</b>	<b>(250.0)</b>	<b>877.1</b>
<b>Fund DT2226 - A Total:</b>	<b>253.6</b>	<b>1,127.1</b>	<b>(250.0)</b>	<b>877.1</b>

## Program Summary of Expenditure and Budget Request for Selected Funds

<b>Agency:</b>	<b>Department of Transportation</b>
<b>Program:</b>	<b>Intermodal Transportation</b>
<b>Fund:</b>	<b>DT2244 Economic Strength Project Fund (Non-Appropriated)</b>

<b>Program Expenditures</b>	<b>FY 2023 Actuals</b>	<b>FY 2024 Expenditure Plan</b>	<b>FY 2025 Funding Issue</b>	<b>FY 2025 Total Request</b>
DTA-2-3 Intermodal Transportation Planning	498.7	1,000.0	-	1,000.0
<b>Economic Strength Project Fund (Non-Appropriated) Summary Total:</b>	<b>498.7</b>	<b>1,000.0</b>	<b>-</b>	<b>1,000.0</b>
<b>Non-Appropriated Funding</b>				
6000 Personal Services	-	-	-	-
6100 Employee Related Expenditures	-	-	-	-
<b>Subtotal Personal Services and ERE</b>	<b>-</b>	<b>-</b>	<b>-</b>	<b>-</b>
6200 Professional & Outside Services	-	-	-	-
6500 Travel In-State	-	-	-	-
6600 Travel Out-Of-State	-	-	-	-
6700 Food	-	-	-	-
6800 Aid To Organizations & Individuals	498.7	1,000.0	-	1,000.0
7000 Other Operating Expenditures	-	-	-	-
8100 Capital Outlay	-	-	-	-
8400 Capital Equipment	-	-	-	-
8500 Non-Capital Equipment	-	-	-	-
8600 Debt Service	-	-	-	-
9000 Cost Allocation & Indirect Costs	-	-	-	-
9100 Transfers-Out	-	-	-	-
<b>Expenditure Categories Total:</b>	<b>498.7</b>	<b>1,000.0</b>	<b>-</b>	<b>1,000.0</b>
<b>Fund DT2244 - N Total:</b>	<b>498.7</b>	<b>1,000.0</b>	<b>-</b>	<b>1,000.0</b>

## Program Summary of Expenditure and Budget Request for Selected Funds

<b>Agency:</b>	<b>Department of Transportation</b>
<b>Program:</b>	<b>Intermodal Transportation</b>
<b>Fund:</b>	<b>DT2463 Grant Anticipation Notes Fund (Non-Appropriated)</b>

<b>Program Expenditures</b>	<b>FY 2023 Actuals</b>	<b>FY 2024 Expenditure Plan</b>	<b>FY 2025 Funding Issue</b>	<b>FY 2025 Total Request</b>
DTA-2-2 Construction	3,482.1	-	-	-
<b>Grant Anticipation Notes Fund (Non-Appropriated) Summary Total:</b>	<b>3,482.1</b>	-	-	-
<b>Non-Appropriated Funding</b>				
6000 Personal Services	0.2	-	-	-
6100 Employee Related Expenditures	0.1	-	-	-
<b>Subtotal Personal Services and ERE</b>	<b>0.3</b>	-	-	-
6200 Professional & Outside Services	0.3	-	-	-
6500 Travel In-State	-	-	-	-
6600 Travel Out-Of-State	-	-	-	-
6700 Food	-	-	-	-
6800 Aid To Organizations & Individuals	-	-	-	-
7000 Other Operating Expenditures	-	-	-	-
8100 Capital Outlay	3,481.5	-	-	-
8400 Capital Equipment	-	-	-	-
8500 Non-Capital Equipment	-	-	-	-
8600 Debt Service	-	-	-	-
9000 Cost Allocation & Indirect Costs	-	-	-	-
9100 Transfers-Out	-	-	-	-
<b>Expenditure Categories Total:</b>	<b>3,482.1</b>	-	-	-
<b>Fund DT2463 - N Total:</b>	<b>3,482.1</b>	-	-	-

## Program Summary of Expenditure and Budget Request for Selected Funds

<b>Agency:</b>	<b>Department of Transportation</b>
<b>Program:</b>	<b>Intermodal Transportation</b>
<b>Fund:</b>	<b>DT2500 IGA and ISA Fund (Non-Appropriated)</b>

	FY 2023 Actuals	FY 2024 Expenditure Plan	FY 2025 Funding Issue	FY 2025 Total Request
<b>Program Expenditures</b>				
DTA-2-1 SLI Highway Maintenance	0.8	-	-	-
<b>IGA and ISA Fund (Non-Appropriated) Summary Total:</b>	<b>0.8</b>	-	-	-
<b>Non-Appropriated Funding</b>				
6000 Personal Services	-	-	-	-
6100 Employee Related Expenditures	-	-	-	-
<b>Subtotal Personal Services and ERE</b>	-	-	-	-
6200 Professional & Outside Services	0.8	-	-	-
6500 Travel In-State	-	-	-	-
6600 Travel Out-Of-State	-	-	-	-
6700 Food	-	-	-	-
6800 Aid To Organizations & Individuals	-	-	-	-
7000 Other Operating Expenditures	-	-	-	-
8100 Capital Outlay	-	-	-	-
8400 Capital Equipment	-	-	-	-
8500 Non-Capital Equipment	-	-	-	-
8600 Debt Service	-	-	-	-
9000 Cost Allocation & Indirect Costs	-	-	-	-
9100 Transfers-Out	-	-	-	-
<b>Expenditure Categories Total:</b>	<b>0.8</b>	-	-	-
<b>Fund DT2500 - N Total:</b>	<b>0.8</b>	-	-	-

## Program Summary of Expenditure and Budget Request for Selected Funds

**Agency:** Department of Transportation

**Program:** Intermodal Transportation

**Fund:** DT2985 ADOT Coronavirus State and Local Fiscal Recovery Fund (Non-Appropriated)

<b>Program Expenditures</b>		FY 2023 Actuals	FY 2024 Expenditure Plan	FY 2025 Funding Issue	FY 2025 Total Request
DTA-2-1	SLI Highway Maintenance	0.1	-	-	-
DTA-2-2	Construction	21,533.7	-	-	-
<b>ADOT Coronavirus State and Local Fiscal Recovery Fund (Non-Appropriated) Summary Total:</b>		<b>21,533.8</b>	<b>-</b>	<b>-</b>	<b>-</b>
<b>Non-Appropriated Funding</b>					
6000	Personal Services	522.5	-	-	-
6100	Employee Related Expenditures	104.9	-	-	-
<b>Subtotal Personal Services and ERE</b>		<b>627.4</b>	<b>-</b>	<b>-</b>	<b>-</b>
6200	Professional & Outside Services	1,347.1	-	-	-
6500	Travel In-State	2.2	-	-	-
6600	Travel Out-Of-State	-	-	-	-
6700	Food	-	-	-	-
6800	Aid To Organizations & Individuals	-	-	-	-
7000	Other Operating Expenditures	41.5	-	-	-
8100	Capital Outlay	19,500.1	-	-	-
8400	Capital Equipment	-	-	-	-
8500	Non-Capital Equipment	15.5	-	-	-
8600	Debt Service	-	-	-	-
9000	Cost Allocation & Indirect Costs	-	-	-	-
9100	Transfers-Out	-	-	-	-
<b>Expenditure Categories Total:</b>		<b>21,533.8</b>	<b>-</b>	<b>-</b>	<b>-</b>
<b>Fund DT2985 - N Total:</b>		<b>21,533.8</b>	<b>-</b>	<b>-</b>	<b>-</b>

## Program Summary of Expenditure and Budget Request for Selected Funds

<b>Agency:</b>	<b>Department of Transportation</b>
<b>Program:</b>	<b>Intermodal Transportation</b>
<b>Fund:</b>	<b>DT3701 Local Agency Deposits Fund (Non-Appropriated)</b>

<b>Program Expenditures</b>	<b>FY 2023 Actuals</b>	<b>FY 2024 Expenditure Plan</b>	<b>FY 2025 Funding Issue</b>	<b>FY 2025 Total Request</b>
DTA-2-1 SLI Highway Maintenance	3.3	-	-	-
DTA-2-2 Construction	86,151.9	-	-	-
DTA-2-3 Intermodal Transportation Planning	25,802.6	-	-	-
<b>Local Agency Deposits Fund (Non-Appropriated) Summary Total:</b>	<b>111,957.8</b>	-	-	-
<b>Non-Appropriated Funding</b>				
6000 Personal Services	1,338.7	-	-	-
6100 Employee Related Expenditures	555.1	-	-	-
<b>Subtotal Personal Services and ERE</b>	<b>1,893.8</b>	-	-	-
6200 Professional & Outside Services	14,450.0	-	-	-
6500 Travel In-State	2.4	-	-	-
6600 Travel Out-Of-State	-	-	-	-
6700 Food	-	-	-	-
6800 Aid To Organizations & Individuals	26,283.3	-	-	-
7000 Other Operating Expenditures	1,154.7	-	-	-
8100 Capital Outlay	67,776.2	-	-	-
8400 Capital Equipment	-	-	-	-
8500 Non-Capital Equipment	394.8	-	-	-
8600 Debt Service	-	-	-	-
9000 Cost Allocation & Indirect Costs	-	-	-	-
9100 Transfers-Out	2.8	-	-	-
<b>Expenditure Categories Total:</b>	<b>111,957.8</b>	-	-	-
<b>Fund DT3701 - N Total:</b>	<b>111,957.8</b>	-	-	-



## Program Summary of Expenditure and Budget Request for Selected Funds

<b>Agency:</b>	<b>Department of Transportation</b>
<b>Program:</b>	<b>Intermodal Transportation</b>
<b>Fund:</b>	<b>DT3737 Rental Tax and Bond Deposit Fund (Non-Appropriated)</b>

<b>Program Expenditures</b>	FY 2023 Actuals	FY 2024 Expenditure Plan	FY 2025 Funding Issue	FY 2025 Total Request
DTA-2-2 Construction	(0.9)	-	-	-
<b>Rental Tax and Bond Deposit Fund (Non-Appropriated) Summary Total:</b>	<b>(0.9)</b>	-	-	-
<b>Non-Appropriated Funding</b>				
6000 Personal Services	-	-	-	-
6100 Employee Related Expenditures	-	-	-	-
<b>Subtotal Personal Services and ERE</b>	<b>-</b>	-	-	-
6200 Professional & Outside Services	-	-	-	-
6500 Travel In-State	-	-	-	-
6600 Travel Out-Of-State	-	-	-	-
6700 Food	-	-	-	-
6800 Aid To Organizations & Individuals	-	-	-	-
7000 Other Operating Expenditures	(0.9)	-	-	-
8100 Capital Outlay	-	-	-	-
8400 Capital Equipment	-	-	-	-
8500 Non-Capital Equipment	-	-	-	-
8600 Debt Service	-	-	-	-
9000 Cost Allocation & Indirect Costs	-	-	-	-
9100 Transfers-Out	-	-	-	-
<b>Expenditure Categories Total:</b>	<b>(0.9)</b>	-	-	-
<b>Fund DT3737 - N Total:</b>	<b>(0.9)</b>	-	-	-

## Program Summary of Expenditure and Budget Request for Selected Funds

<b>Agency:</b>	<b>Department of Transportation</b>
<b>Program:</b>	<b>Intermodal Transportation</b>
<b>Fund:</b>	<b>DT5004 State Highway Fund Bonds Debt Service Fund (Non-Appropriated)</b>

<b>Program Expenditures</b>	FY 2023 Actuals	FY 2024 Expenditure Plan	FY 2025 Funding Issue	FY 2025 Total Request
DTA-2-2 Construction	(1.4)	-	-	-
<b>State Highway Fund Bonds Debt Service Fund (Non-Appropriated) Summary Total:</b>	<b>(1.4)</b>	-	-	-
<b>Non-Appropriated Funding</b>				
6000 Personal Services	(0.7)	-	-	-
6100 Employee Related Expenditures	(0.0)	-	-	-
<b>Subtotal Personal Services and ERE</b>	<b>(0.7)</b>	-	-	-
6200 Professional & Outside Services	1.9	-	-	-
6500 Travel In-State	-	-	-	-
6600 Travel Out-Of-State	-	-	-	-
6700 Food	-	-	-	-
6800 Aid To Organizations & Individuals	-	-	-	-
7000 Other Operating Expenditures	-	-	-	-
8100 Capital Outlay	(2.6)	-	-	-
8400 Capital Equipment	-	-	-	-
8500 Non-Capital Equipment	-	-	-	-
8600 Debt Service	-	-	-	-
9000 Cost Allocation & Indirect Costs	-	-	-	-
9100 Transfers-Out	-	-	-	-
<b>Expenditure Categories Total:</b>	<b>(1.4)</b>	-	-	-
<b>Fund DT5004 - N Total:</b>	<b>(1.4)</b>	-	-	-

## Program Summary of Expenditure and Budget Request for Selected Funds

<b>Agency:</b>	<b>Department of Transportation</b>
<b>Program:</b>	<b>Intermodal Transportation</b>
<b>Fund:</b>	<b>DT5008 Regional Area Road Fund Debt Service Fund (Non-Appropriated)</b>

<b>Program Expenditures</b>	FY 2023 Actuals	FY 2024 Expenditure Plan	FY 2025 Funding Issue	FY 2025 Total Request
DTA-2-2 Construction	(7,194.4)	-	-	-
<b>Regional Area Road Fund Debt Service Fund (Non-Appropriated) Summary Total:</b>	(7,194.4)	-	-	-
<b>Non-Appropriated Funding</b>				
6000 Personal Services	-	-	-	-
6100 Employee Related Expenditures	-	-	-	-
<b>Subtotal Personal Services and ERE</b>	-	-	-	-
6200 Professional & Outside Services	-	-	-	-
6500 Travel In-State	-	-	-	-
6600 Travel Out-Of-State	-	-	-	-
6700 Food	-	-	-	-
6800 Aid To Organizations & Individuals	-	-	-	-
7000 Other Operating Expenditures	-	-	-	-
8100 Capital Outlay	(7,194.4)	-	-	-
8400 Capital Equipment	-	-	-	-
8500 Non-Capital Equipment	-	-	-	-
8600 Debt Service	-	-	-	-
9000 Cost Allocation & Indirect Costs	-	-	-	-
9100 Transfers-Out	-	-	-	-
<b>Expenditure Categories Total:</b>	(7,194.4)	-	-	-
<b>Fund DT5008 - N Total:</b>	(7,194.4)	-	-	-

## Program Summary of Expenditure and Budget Request for Selected Funds

<b>Agency:</b>	<b>Department of Transportation</b>
<b>Program:</b>	<b>Intermodal Transportation</b>
<b>Fund:</b>	<b>DT9901 State Match Advantage for Rural Transportation (SMART) Fund (Non-Appropriated)</b>

<b>Program Expenditures</b>	FY 2023 Actuals	FY 2024 Expenditure Plan	FY 2025 Funding Issue	FY 2025 Total Request
DTA-2-3 Intermodal Transportation Planning	0.4	-	-	-
<b>State Match Advantage for Rural Transportation (SMART) Fund (Non-Appropriated) Summary Total:</b>	<b>0.4</b>	-	-	-
<b>Non-Appropriated Funding</b>				
6000 Personal Services	0.3	-	-	-
6100 Employee Related Expenditures	0.1	-	-	-
<b>Subtotal Personal Services and ERE</b>	<b>0.4</b>	-	-	-
6200 Professional & Outside Services	-	-	-	-
6500 Travel In-State	-	-	-	-
6600 Travel Out-Of-State	-	-	-	-
6700 Food	-	-	-	-
6800 Aid To Organizations & Individuals	-	-	-	-
7000 Other Operating Expenditures	-	-	-	-
8100 Capital Outlay	-	-	-	-
8400 Capital Equipment	-	-	-	-
8500 Non-Capital Equipment	-	-	-	-
8600 Debt Service	-	-	-	-
9000 Cost Allocation & Indirect Costs	-	-	-	-
9100 Transfers-Out	-	-	-	-
<b>Expenditure Categories Total:</b>	<b>0.4</b>	-	-	-
<b>Fund DT9901 - N Total:</b>	0.4	-	-	-
<b>Intermodal Transportation Total:</b>	1,429,695.2	309,088.3	37,850.2	346,938.5

## Program Summary of Expenditure and Budget Request for Selected Funds

<b>Agency:</b>	<b>Department of Transportation</b>
<b>Program:</b>	<b>Motor Vehicle</b>
<b>Fund:</b>	<b>DT2030 State Highway Fund (Appropriated)</b>

<b>Program Expenditures</b>	<b>FY 2023 Actuals</b>	<b>FY 2024 Expenditure Plan</b>	<b>FY 2025 Funding Issue</b>	<b>FY 2025 Total Request</b>
DTA-3-1 Customer Services	80,820.6	78,856.1	(1,020.0)	77,836.1
DTA-3-2 Motor Vehicle Enforcement Services	24,384.7	26,184.1	(336.8)	25,847.3
DTA-3-5 SLI Authorized Third Parties	1,607.4	1,757.7	-	1,757.7
<b>State Highway Fund (Appropriated) Summary Total:</b>	<b>106,812.6</b>	<b>106,797.9</b>	<b>(1,356.8)</b>	<b>105,441.1</b>
<b>Appropriated Funding</b>				
6000 Personal Services	50,350.0	51,516.4	-	51,516.4
6100 Employee Related Expenditures	23,682.7	25,125.0	-	25,125.0
<b>Subtotal Personal Services and ERE</b>	<b>74,032.7</b>	<b>76,641.4</b>	<b>-</b>	<b>76,641.4</b>
6200 Professional & Outside Services	2,043.8	2,114.2	-	2,114.2
6500 Travel In-State	322.6	194.0	-	194.0
6600 Travel Out-Of-State	26.0	38.1	-	38.1
6700 Food	2.9	2.0	-	2.0
6800 Aid To Organizations & Individuals	-	-	-	-
7000 Other Operating Expenditures	28,972.0	27,198.4	(1,356.8)	25,841.6
8100 Capital Outlay	45.6	70.2	-	70.2
8400 Capital Equipment	22.2	50.0	-	50.0
8500 Non-Capital Equipment	1,344.8	489.6	-	489.6
8600 Debt Service	-	-	-	-
9000 Cost Allocation & Indirect Costs	-	-	-	-
9100 Transfers-Out	-	-	-	-
<b>Expenditure Categories Total:</b>	<b>106,812.6</b>	<b>106,797.9</b>	<b>(1,356.8)</b>	<b>105,441.1</b>
<b>Fund DT2030 - A Total:</b>	<b>106,812.6</b>	<b>106,797.9</b>	<b>(1,356.8)</b>	<b>105,441.1</b>

## Program Summary of Expenditure and Budget Request for Selected Funds

<b>Agency:</b>	<b>Department of Transportation</b>
<b>Program:</b>	<b>Motor Vehicle</b>
<b>Fund:</b>	<b>DT2030 State Highway Fund (Non-Appropriated)</b>

<b>Program Expenditures</b>	FY 2023 Actuals	FY 2024 Expenditure Plan	FY 2025 Funding Issue	FY 2025 Total Request
DTA-3-1 Customer Services	4,431.8	4,600.0	-	4,600.0
DTA-3-2 Motor Vehicle Enforcement Services	1,860.4	-	-	-
<b>State Highway Fund (Non-Appropriated) Summary Total:</b>	<b>6,292.2</b>	<b>4,600.0</b>	-	<b>4,600.0</b>
<b>Non-Appropriated Funding</b>				
6000 Personal Services	560.5	-	-	-
6100 Employee Related Expenditures	286.7	-	-	-
<b>Subtotal Personal Services and ERE</b>	<b>847.2</b>	-	-	-
6200 Professional & Outside Services	72.8	-	-	-
6500 Travel In-State	2.9	-	-	-
6600 Travel Out-Of-State	21.8	-	-	-
6700 Food	-	-	-	-
6800 Aid To Organizations & Individuals	-	-	-	-
7000 Other Operating Expenditures	5,232.0	4,600.0	-	4,600.0
8100 Capital Outlay	-	-	-	-
8400 Capital Equipment	104.3	-	-	-
8500 Non-Capital Equipment	11.1	-	-	-
8600 Debt Service	-	-	-	-
9000 Cost Allocation & Indirect Costs	-	-	-	-
9100 Transfers-Out	-	-	-	-
<b>Expenditure Categories Total:</b>	<b>6,292.2</b>	<b>4,600.0</b>	-	<b>4,600.0</b>
<b>Fund DT2030 - N Total:</b>	<b>6,292.2</b>	<b>4,600.0</b>	-	<b>4,600.0</b>

## Program Summary of Expenditure and Budget Request for Selected Funds

<b>Agency:</b>	<b>Department of Transportation</b>
<b>Program:</b>	<b>Motor Vehicle</b>
<b>Fund:</b>	<b>DT2150 Abandoned Vehicles Administration Fund (Non-Appropriated)</b>

<b>Program Expenditures</b>	FY 2023 Actuals	FY 2024 Expenditure Plan	FY 2025 Funding Issue	FY 2025 Total Request
DTA-3-1 Customer Services	865.5	1,000.0	-	1,000.0
<b>Abandoned Vehicles Administration Fund (Non-Appropriated) Summary Total:</b>	<b>865.5</b>	<b>1,000.0</b>	<b>-</b>	<b>1,000.0</b>
<b>Non-Appropriated Funding</b>				
6000 Personal Services	-	-	-	-
6100 Employee Related Expenditures	-	-	-	-
<b>Subtotal Personal Services and ERE</b>	<b>-</b>	<b>-</b>	<b>-</b>	<b>-</b>
6200 Professional & Outside Services	-	-	-	-
6500 Travel In-State	-	-	-	-
6600 Travel Out-Of-State	-	-	-	-
6700 Food	-	-	-	-
6800 Aid To Organizations & Individuals	-	-	-	-
7000 Other Operating Expenditures	865.5	1,000.0	-	1,000.0
8100 Capital Outlay	-	-	-	-
8400 Capital Equipment	-	-	-	-
8500 Non-Capital Equipment	-	-	-	-
8600 Debt Service	-	-	-	-
9000 Cost Allocation & Indirect Costs	-	-	-	-
9100 Transfers-Out	-	-	-	-
<b>Expenditure Categories Total:</b>	<b>865.5</b>	<b>1,000.0</b>	<b>-</b>	<b>1,000.0</b>
<b>Fund DT2150 - N Total:</b>	<b>865.5</b>	<b>1,000.0</b>	<b>-</b>	<b>1,000.0</b>

## Program Summary of Expenditure and Budget Request for Selected Funds

<b>Agency:</b>	<b>Department of Transportation</b>
<b>Program:</b>	<b>Motor Vehicle</b>
<b>Fund:</b>	<b>DT2208 Ignition Interlock Device Fund (Appropriated)</b>

<b>Program Expenditures</b>	FY 2023 Actuals	FY 2024 Expenditure Plan	FY 2025 Funding Issue	FY 2025 Total Request
DTA-3-1 Customer Services	329.3	358.7	-	358.7
<b>Ignition Interlock Device Fund (Appropriated)</b>	<b>329.3</b>	<b>358.7</b>	-	<b>358.7</b>
<b>Summary Total:</b>				
<b>Appropriated Funding</b>				
6000 Personal Services	215.1	235.1	-	235.1
6100 Employee Related Expenditures	113.1	120.1	-	120.1
<b>Subtotal Personal Services and ERE</b>	<b>328.3</b>	<b>355.2</b>	-	<b>355.2</b>
6200 Professional & Outside Services	-	-	-	-
6500 Travel In-State	-	-	-	-
6600 Travel Out-Of-State	-	-	-	-
6700 Food	-	-	-	-
6800 Aid To Organizations & Individuals	-	-	-	-
7000 Other Operating Expenditures	1.1	3.5	-	3.5
8100 Capital Outlay	-	-	-	-
8400 Capital Equipment	-	-	-	-
8500 Non-Capital Equipment	-	-	-	-
8600 Debt Service	-	-	-	-
9000 Cost Allocation & Indirect Costs	-	-	-	-
9100 Transfers-Out	-	-	-	-
<b>Expenditure Categories Total:</b>	<b>329.3</b>	<b>358.7</b>	-	<b>358.7</b>
<b>Fund DT2208 - A Total:</b>	<b>329.3</b>	<b>358.7</b>	-	<b>358.7</b>



## Program Summary of Expenditure and Budget Request for Selected Funds

<b>Agency:</b>	<b>Department of Transportation</b>
<b>Program:</b>	<b>Motor Vehicle</b>
<b>Fund:</b>	<b>DT2266 Cash Deposits Fund (Non-Appropriated)</b>

<b>Program Expenditures</b>	FY 2023 Actuals	FY 2024 Expenditure Plan	FY 2025 Funding Issue	FY 2025 Total Request
DTA-3-2 Motor Vehicle Enforcement Services	(0.6)	-	-	-
<b>Cash Deposits Fund (Non-Appropriated)</b>	(0.6)	-	-	-
<b>Summary Total:</b>	(0.6)	-	-	-
<b>Non-Appropriated Funding</b>				
6000 Personal Services	-	-	-	-
6100 Employee Related Expenditures	-	-	-	-
<b>Subtotal Personal Services and ERE</b>	-	-	-	-
6200 Professional & Outside Services	-	-	-	-
6500 Travel In-State	-	-	-	-
6600 Travel Out-Of-State	-	-	-	-
6700 Food	-	-	-	-
6800 Aid To Organizations & Individuals	-	-	-	-
7000 Other Operating Expenditures	-	-	-	-
8100 Capital Outlay	-	-	-	-
8400 Capital Equipment	-	-	-	-
8500 Non-Capital Equipment	(0.6)	-	-	-
8600 Debt Service	-	-	-	-
9000 Cost Allocation & Indirect Costs	-	-	-	-
9100 Transfers-Out	-	-	-	-
<b>Expenditure Categories Total:</b>	(0.6)	-	-	-
<b>Fund DT2266 - N Total:</b>	(0.6)	-	-	-

## Program Summary of Expenditure and Budget Request for Selected Funds

<b>Agency:</b>	<b>Department of Transportation</b>
<b>Program:</b>	<b>Motor Vehicle</b>
<b>Fund:</b>	<b>DT2272 Vehicle Inspection and Certificate of Title Enforcement Fund (Appropriated)</b>

<b>Program Expenditures</b>	<b>FY 2023 Actuals</b>	<b>FY 2024 Expenditure Plan</b>	<b>FY 2025 Funding Issue</b>	<b>FY 2025 Total Request</b>
DTA-3-2 Motor Vehicle Enforcement Services	1,225.1	1,552.6	-	1,552.6
DTA-3-5 SLI Authorized Third Parties	80.8	93.2	-	93.2
<b>Vehicle Inspection and Certificate of Title Enforcement Fund (Appropriated) Summary Total:</b>	<b>1,305.8</b>	<b>1,645.8</b>	<b>-</b>	<b>1,645.8</b>
<b>Appropriated Funding</b>				
6000 Personal Services	815.0	1,060.7	-	1,060.7
6100 Employee Related Expenditures	421.4	500.4	-	500.4
<b>Subtotal Personal Services and ERE</b>	<b>1,236.3</b>	<b>1,561.1</b>	<b>-</b>	<b>1,561.1</b>
6200 Professional & Outside Services	15.0	-	-	-
6500 Travel In-State	0.3	-	-	-
6600 Travel Out-Of-State	-	-	-	-
6700 Food	-	-	-	-
6800 Aid To Organizations & Individuals	-	-	-	-
7000 Other Operating Expenditures	54.3	84.7	-	84.7
8100 Capital Outlay	-	-	-	-
8400 Capital Equipment	-	-	-	-
8500 Non-Capital Equipment	-	-	-	-
8600 Debt Service	-	-	-	-
9000 Cost Allocation & Indirect Costs	-	-	-	-
9100 Transfers-Out	-	-	-	-
<b>Expenditure Categories Total:</b>	<b>1,305.8</b>	<b>1,645.8</b>	<b>-</b>	<b>1,645.8</b>
<b>Fund DT2272 - A Total:</b>	<b>1,305.8</b>	<b>1,645.8</b>	<b>-</b>	<b>1,645.8</b>

## Program Summary of Expenditure and Budget Request for Selected Funds

<b>Agency:</b>	<b>Department of Transportation</b>
<b>Program:</b>	<b>Motor Vehicle</b>
<b>Fund:</b>	<b>DT2285 Motor Vehicle Liability Insurance Enforcement Fund (Appropriated)</b>

<b>Program Expenditures</b>	<b>FY 2023 Actuals</b>	<b>FY 2024 Expenditure Plan</b>	<b>FY 2025 Funding Issue</b>	<b>FY 2025 Total Request</b>
DTA-3-1 Customer Services	687.1	519.9	-	519.9
DTA-3-2 Motor Vehicle Enforcement Services	1,407.6	948.4	-	948.4
DTA-3-5 SLI Authorized Third Parties	86.6	102.3	-	102.3
DTA-3-6 SLI Driver License Security Software	1,071.4	-	-	-
<b>Motor Vehicle Liability Insurance Enforcement Fund (Appropriated) Summary Total:</b>	<b>3,252.8</b>	<b>1,570.6</b>	<b>-</b>	<b>1,570.6</b>
<b>Appropriated Funding</b>				
6000 Personal Services	1,021.0	835.0	-	835.0
6100 Employee Related Expenditures	487.0	426.6	-	426.6
<b>Subtotal Personal Services and ERE</b>	<b>1,508.0</b>	<b>1,261.6</b>	<b>-</b>	<b>1,261.6</b>
6200 Professional & Outside Services	251.3	-	-	-
6500 Travel In-State	0.1	5.0	-	5.0
6600 Travel Out-Of-State	-	-	-	-
6700 Food	-	-	-	-
6800 Aid To Organizations & Individuals	-	-	-	-
7000 Other Operating Expenditures	1,143.1	303.6	-	303.6
8100 Capital Outlay	-	-	-	-
8400 Capital Equipment	-	-	-	-
8500 Non-Capital Equipment	0.4	0.4	-	0.4
8600 Debt Service	-	-	-	-
9000 Cost Allocation & Indirect Costs	-	-	-	-
9100 Transfers-Out	350.0	-	-	-
<b>Expenditure Categories Total:</b>	<b>3,252.8</b>	<b>1,570.6</b>	<b>-</b>	<b>1,570.6</b>
<b>Fund DT2285 - A Total:</b>	<b>3,252.8</b>	<b>1,570.6</b>	<b>-</b>	<b>1,570.6</b>

## Program Summary of Expenditure and Budget Request for Selected Funds

<b>Agency:</b>	<b>Department of Transportation</b>
<b>Program:</b>	<b>Motor Vehicle</b>
<b>Fund:</b>	<b>DT2380 Motor Carrier Safety Revolving Fund (Non-Appropriated)</b>

<b>Program Expenditures</b>	FY 2023 Actuals	FY 2024 Expenditure Plan	FY 2025 Funding Issue	FY 2025 Total Request
DTA-3-2 Motor Vehicle Enforcement Services	0.5	-	-	-
<b>Motor Carrier Safety Revolving Fund (Non-Appropriated) Summary Total:</b>	<b>0.5</b>	-	-	-
<b>Non-Appropriated Funding</b>				
6000 Personal Services	-	-	-	-
6100 Employee Related Expenditures	-	-	-	-
<b>Subtotal Personal Services and ERE</b>	<b>-</b>	-	-	-
6200 Professional & Outside Services	-	-	-	-
6500 Travel In-State	-	-	-	-
6600 Travel Out-Of-State	-	-	-	-
6700 Food	-	-	-	-
6800 Aid To Organizations & Individuals	-	-	-	-
7000 Other Operating Expenditures	0.5	-	-	-
8100 Capital Outlay	-	-	-	-
8400 Capital Equipment	-	-	-	-
8500 Non-Capital Equipment	-	-	-	-
8600 Debt Service	-	-	-	-
9000 Cost Allocation & Indirect Costs	-	-	-	-
9100 Transfers-Out	-	-	-	-
<b>Expenditure Categories Total:</b>	<b>0.5</b>	-	-	-
<b>Fund DT2380 - N Total:</b>	<b>0.5</b>	-	-	-

## Program Summary of Expenditure and Budget Request for Selected Funds

<b>Agency:</b>	<b>Department of Transportation</b>
<b>Program:</b>	<b>Motor Vehicle</b>
<b>Fund:</b>	<b>DT2500 IGA and ISA Fund (Non-Appropriated)</b>

<b>Program Expenditures</b>	FY 2023 Actuals	FY 2024 Expenditure Plan	FY 2025 Funding Issue	FY 2025 Total Request
DTA-3-1 Customer Services	1,757.0	-	-	-
<b>IGA and ISA Fund (Non-Appropriated) Summary Total:</b>	<b>1,757.0</b>	-	-	-
<b>Non-Appropriated Funding</b>				
6000 Personal Services	-	-	-	-
6100 Employee Related Expenditures	-	-	-	-
<b>Subtotal Personal Services and ERE</b>	-	-	-	-
6200 Professional & Outside Services	1,757.0	-	-	-
6500 Travel In-State	-	-	-	-
6600 Travel Out-Of-State	-	-	-	-
6700 Food	-	-	-	-
6800 Aid To Organizations & Individuals	-	-	-	-
7000 Other Operating Expenditures	-	-	-	-
8100 Capital Outlay	-	-	-	-
8400 Capital Equipment	-	-	-	-
8500 Non-Capital Equipment	-	-	-	-
8600 Debt Service	-	-	-	-
9000 Cost Allocation & Indirect Costs	-	-	-	-
9100 Transfers-Out	-	-	-	-
<b>Expenditure Categories Total:</b>	<b>1,757.0</b>	-	-	-
<b>Fund DT2500 - N Total:</b>	<b>1,757.0</b>	-	-	-

## Program Summary of Expenditure and Budget Request for Selected Funds

<b>Agency:</b>	<b>Department of Transportation</b>
<b>Program:</b>	<b>Motor Vehicle</b>
<b>Fund:</b>	<b>DT2650 Statewide Special Plates Fund (Non-Appropriated)</b>

<b>Program Expenditures</b>	FY 2023 Actuals	FY 2024 Expenditure Plan	FY 2025 Funding Issue	FY 2025 Total Request
DTA-3-1 Customer Services	5,971.6	6,897.5	-	6,897.5
<b>Statewide Special Plates Fund (Non-Appropriated) Summary Total:</b>	<b>5,971.6</b>	<b>6,897.5</b>	-	<b>6,897.5</b>
<b>Non-Appropriated Funding</b>				
6000 Personal Services	-	-	-	-
6100 Employee Related Expenditures	-	-	-	-
<b>Subtotal Personal Services and ERE</b>	<b>-</b>	<b>-</b>	<b>-</b>	<b>-</b>
6200 Professional & Outside Services	-	-	-	-
6500 Travel In-State	-	-	-	-
6600 Travel Out-Of-State	-	-	-	-
6700 Food	-	-	-	-
6800 Aid To Organizations & Individuals	5,971.6	6,897.5	-	6,897.5
7000 Other Operating Expenditures	-	-	-	-
8100 Capital Outlay	-	-	-	-
8400 Capital Equipment	-	-	-	-
8500 Non-Capital Equipment	-	-	-	-
8600 Debt Service	-	-	-	-
9000 Cost Allocation & Indirect Costs	-	-	-	-
9100 Transfers-Out	-	-	-	-
<b>Expenditure Categories Total:</b>	<b>5,971.6</b>	<b>6,897.5</b>	-	<b>6,897.5</b>
<b>Fund DT2650 - N Total:</b>	<b>5,971.6</b>	<b>6,897.5</b>	<b>-</b>	<b>6,897.5</b>

## Program Summary of Expenditure and Budget Request for Selected Funds

**Agency:** Department of Transportation

**Program:** Motor Vehicle

**Fund:** DT2985 ADOT Coronavirus State and Local Fiscal Recovery Fund (Non-Appropriated)

<b>Program Expenditures</b>		FY 2023 Actuals	FY 2024 Expenditure Plan	FY 2025 Funding Issue	FY 2025 Total Request
DTA-3-2	Motor Vehicle Enforcement Services	59.5	-	-	-
	<b>ADOT Coronavirus State and Local Fiscal Recovery Fund (Non-Appropriated) Summary Total:</b>	<b>59.5</b>	-	-	-
<b>Non-Appropriated Funding</b>					
6000	Personal Services	49.2	-	-	-
6100	Employee Related Expenditures	10.3	-	-	-
	<b>Subtotal Personal Services and ERE</b>	<b>59.5</b>	-	-	-
6200	Professional & Outside Services	-	-	-	-
6500	Travel In-State	-	-	-	-
6600	Travel Out-Of-State	-	-	-	-
6700	Food	-	-	-	-
6800	Aid To Organizations & Individuals	-	-	-	-
7000	Other Operating Expenditures	-	-	-	-
8100	Capital Outlay	-	-	-	-
8400	Capital Equipment	-	-	-	-
8500	Non-Capital Equipment	-	-	-	-
8600	Debt Service	-	-	-	-
9000	Cost Allocation & Indirect Costs	-	-	-	-
9100	Transfers-Out	-	-	-	-
	<b>Expenditure Categories Total:</b>	<b>59.5</b>	-	-	-
	<b>Fund DT2985 - N Total:</b>	<b>59.5</b>	-	-	-

## Program Summary of Expenditure and Budget Request for Selected Funds

<b>Agency:</b>	<b>Department of Transportation</b>
<b>Program:</b>	<b>Motor Vehicle</b>
<b>Fund:</b>	<b>DT3113 Highway User Revenue Fund (Appropriated)</b>

<b>Program Expenditures</b>	<b>FY 2023 Actuals</b>	<b>FY 2024 Expenditure Plan</b>	<b>FY 2025 Funding Issue</b>	<b>FY 2025 Total Request</b>
DTA-3-2 Motor Vehicle Enforcement Services	611.5	621.9	-	621.9
DTA-3-5 SLI Authorized Third Parties	121.6	240.8	-	240.8
<b>Highway User Revenue Fund (Appropriated) Summary Total:</b>	<b>733.1</b>	<b>862.7</b>	<b>-</b>	<b>862.7</b>
<b>Appropriated Funding</b>				
6000 Personal Services	484.9	453.7	-	453.7
6100 Employee Related Expenditures	208.5	330.0	-	330.0
<b>Subtotal Personal Services and ERE</b>	<b>693.4</b>	<b>783.7</b>	<b>-</b>	<b>783.7</b>
6200 Professional & Outside Services	9.2	-	-	-
6500 Travel In-State	0.5	-	-	-
6600 Travel Out-Of-State	-	-	-	-
6700 Food	-	-	-	-
6800 Aid To Organizations & Individuals	-	-	-	-
7000 Other Operating Expenditures	30.0	79.0	-	79.0
8100 Capital Outlay	-	-	-	-
8400 Capital Equipment	-	-	-	-
8500 Non-Capital Equipment	-	-	-	-
8600 Debt Service	-	-	-	-
9000 Cost Allocation & Indirect Costs	-	-	-	-
9100 Transfers-Out	-	-	-	-
<b>Expenditure Categories Total:</b>	<b>733.1</b>	<b>862.7</b>	<b>-</b>	<b>862.7</b>
<b>Fund DT3113 - A Total:</b>	<b>733.1</b>	<b>862.7</b>	<b>-</b>	<b>862.7</b>
<b>Motor Vehicle Total:</b>	<b>127,379.3</b>	<b>123,733.2</b>	<b>(1,356.8)</b>	<b>122,376.4</b>



## Program Summary of Expenditure and Budget Request for Selected Funds

<b>Agency:</b>	<b>Department of Transportation</b>
<b>Program:</b>	<b>State Motor Vehicle Fleet</b>
<b>Fund:</b>	<b>DT2226 Air Quality Fund (Appropriated)</b>

<b>Program Expenditures</b>	FY 2023 Actuals	FY 2024 Expenditure Plan	FY 2025 Funding Issue	FY 2025 Total Request
DTA-4-2 SLI State Fleet Operations	-	-	-	-
<b>Air Quality Fund (Appropriated) Summary Total:</b>	-	-	-	-
<b>Appropriated Funding</b>				
6000 Personal Services	-	-	-	-
6100 Employee Related Expenditures	-	-	-	-
<b>Subtotal Personal Services and ERE</b>	-	-	-	-
6200 Professional & Outside Services	-	-	-	-
6500 Travel In-State	-	-	-	-
6600 Travel Out-Of-State	-	-	-	-
6700 Food	-	-	-	-
6800 Aid To Organizations & Individuals	-	-	-	-
7000 Other Operating Expenditures	-	-	-	-
8100 Capital Outlay	-	-	-	-
8400 Capital Equipment	-	-	-	-
8500 Non-Capital Equipment	-	-	-	-
8600 Debt Service	-	-	-	-
9000 Cost Allocation & Indirect Costs	-	-	-	-
9100 Transfers-Out	-	-	-	-
<b>Expenditure Categories Total:</b>	-	-	-	-
<b>Fund DT2226 - A Total:</b>	-	-	-	-

## Program Summary of Expenditure and Budget Request for Selected Funds

<b>Agency:</b>	<b>Department of Transportation</b>
<b>Program:</b>	<b>State Motor Vehicle Fleet</b>
<b>Fund:</b>	<b>DT4071 State Fleet Operations Fund (Appropriated)</b>

<b>Program Expenditures</b>	FY 2023 Actuals	FY 2024 Expenditure Plan	FY 2025 Funding Issue	FY 2025 Total Request
DTA-4-2 SLI State Fleet Operations	22,731.6	30,454.4	2,938.5	33,392.9
<b>State Fleet Operations Fund (Appropriated)</b>	<b>22,731.6</b>	<b>30,454.4</b>	<b>2,938.5</b>	<b>33,392.9</b>
<b>Summary Total:</b>	<b>22,731.6</b>	<b>30,454.4</b>	<b>2,938.5</b>	<b>33,392.9</b>
<b>Appropriated Funding</b>				
6000 Personal Services	-	-	-	-
6100 Employee Related Expenditures	-	-	-	-
<b>Subtotal Personal Services and ERE</b>	<b>-</b>	<b>-</b>	<b>-</b>	<b>-</b>
6200 Professional & Outside Services	-	-	-	-
6500 Travel In-State	-	-	-	-
6600 Travel Out-Of-State	-	-	-	-
6700 Food	-	-	-	-
6800 Aid To Organizations & Individuals	-	-	-	-
7000 Other Operating Expenditures	21,790.5	30,454.4	2,938.5	33,392.9
8100 Capital Outlay	-	-	-	-
8400 Capital Equipment	41.1	-	-	-
8500 Non-Capital Equipment	(0.0)	-	-	-
8600 Debt Service	-	-	-	-
9000 Cost Allocation & Indirect Costs	900.0	-	-	-
9100 Transfers-Out	-	-	-	-
<b>Expenditure Categories Total:</b>	<b>22,731.6</b>	<b>30,454.4</b>	<b>2,938.5</b>	<b>33,392.9</b>
<b>Fund DT4071 - A Total:</b>	<b>22,731.6</b>	<b>30,454.4</b>	<b>2,938.5</b>	<b>33,392.9</b>

## Program Summary of Expenditure and Budget Request for Selected Funds

<b>Agency:</b>	<b>Department of Transportation</b>
<b>Program:</b>	<b>State Motor Vehicle Fleet</b>
<b>Fund:</b>	<b>DT4072 State Fleet Vehicle Replacement Fund (Appropriated)</b>

<b>Program Expenditures</b>	<b>FY 2023 Actuals</b>	<b>FY 2024 Expenditure Plan</b>	<b>FY 2025 Funding Issue</b>	<b>FY 2025 Total Request</b>
DTA-4-3 SLI State Fleet Vehicle Replacement	9,380.9	25,000.0	2,798.1	27,798.1
<b>State Fleet Vehicle Replacement Fund (Appropriated) Summary Total:</b>	<b>9,380.9</b>	<b>25,000.0</b>	<b>2,798.1</b>	<b>27,798.1</b>
<b>Appropriated Funding</b>				
6000 Personal Services	-	-	-	-
6100 Employee Related Expenditures	-	-	-	-
<b>Subtotal Personal Services and ERE</b>	<b>-</b>	<b>-</b>	<b>-</b>	<b>-</b>
6200 Professional & Outside Services	-	-	-	-
6500 Travel In-State	-	-	-	-
6600 Travel Out-Of-State	-	-	-	-
6700 Food	-	-	-	-
6800 Aid To Organizations & Individuals	-	-	-	-
7000 Other Operating Expenditures	-	-	-	-
8100 Capital Outlay	-	-	-	-
8400 Capital Equipment	9,373.6	25,000.0	2,798.1	27,798.1
8500 Non-Capital Equipment	7.3	-	-	-
8600 Debt Service	-	-	-	-
9000 Cost Allocation & Indirect Costs	-	-	-	-
9100 Transfers-Out	-	-	-	-
<b>Expenditure Categories Total:</b>	<b>9,380.9</b>	<b>25,000.0</b>	<b>2,798.1</b>	<b>27,798.1</b>
<b>Fund DT4072 - A Total:</b>	9,380.9	25,000.0	2,798.1	27,798.1
<b>State Motor Vehicle Fleet Total:</b>	32,112.5	55,454.4	5,736.6	61,191.0

## Program Expenditure Schedule

**Agency:** Department of Transportation

	FY 2023 Actuals	FY 2024 Expenditure Plan	FY 2025 Funding Issue	FY 2025 Total Request
--	--------------------	--------------------------------	-----------------------------	-----------------------------

**Program:** DTA-1-0 Administration

<b>FTE</b>	645.0	55.8	-	55.8
<b>Expenditure Category Total:</b>	-	-	-	-

**Fund Source**

**Appropriated Funds**

DT2005 State Aviation Fund (Appropriated)	10.0	10.0	-	10.0
DT2030 State Highway Fund (Appropriated)	609.0	19.8	-	19.8
<b>Appropriated Funds Total:</b>	<b>619.0</b>	<b>29.8</b>	-	<b>29.8</b>

**Non-Appropriated Funds**

DT2030 State Highway Fund (Non-Appropriated)	4.0	4.0	-	4.0
DT2031 Arizona Highways Magazine Fund (Non-Appropriated)	17.0	17.0	-	17.0
DT2500 IGA and ISA Fund (Non-Appropriated)	5.0	5.0	-	5.0
<b>Non-Appropriated Funds Total:</b>	<b>26.0</b>	<b>26.0</b>	-	<b>26.0</b>
<b>Fund Source Total:</b>	<b>645.0</b>	<b>55.8</b>	-	<b>55.8</b>

**Personal Services**

Personal Services	44,588.7	45,854.2	-	45,854.2
Board & Commission Members Compensation	6.8	109.2	-	109.2
<b>Expenditure Category Total:</b>	<b>44,595.5</b>	<b>45,963.4</b>	-	<b>45,963.4</b>

**Fund Source**

**Appropriated Funds**

AA1000 General Fund (Appropriated)	-	-	-	-
DT2005 State Aviation Fund (Appropriated)	18.6	30.0	-	30.0
DT2030 State Highway Fund (Appropriated)	33,163.8	43,709.0	-	43,709.0
<b>Appropriated Funds Total:</b>	<b>33,182.4</b>	<b>43,739.0</b>	-	<b>43,739.0</b>

## Program Expenditure Schedule

<b>Agency:</b>	<b>Department of Transportation</b>
----------------	-------------------------------------

	FY 2023 Actuals	FY 2024 Expenditure Plan	FY 2025 Funding Issue	FY 2025 Total Request
<b>Program: DTA-1-0 Administration</b>				
<b>Non-Appropriated Funds</b>				
AA1000 General Fund (Non-Appropriated)	-	-	-	-
DT2005 State Aviation Fund (Non-Appropriated)	579.7	-	-	-
DT2029 Regional Area Road Fund - Maricopa County (Non-Appropriated)	1,763.5	-	-	-
DT2030 State Highway Fund (Non-Appropriated)	6,878.8	566.7	-	566.7
DT2031 Arizona Highways Magazine Fund (Non-Appropriated)	1,293.9	1,429.8	-	1,429.8
DT2097 ADOT Federal Programs Fund (Non-Appropriated)	107.8	-	-	-
DT2463 Grant Anticipation Notes Fund (Non-Appropriated)	0.1	-	-	-
DT2500 IGA and ISA Fund (Non-Appropriated)	211.1	227.9	-	227.9
DT2985 ADOT Coronavirus State and Local Fiscal Recovery Fund (Non-Appropriated)	166.7	-	-	-
DT3701 Local Agency Deposits Fund (Non-Appropriated)	411.6	-	-	-
<b>Non-Appropriated Funds Total:</b>	<b>11,413.2</b>	<b>2,224.4</b>	<b>-</b>	<b>2,224.4</b>
<b>Fund Source Total:</b>	<b>44,595.5</b>	<b>45,963.4</b>	<b>-</b>	<b>45,963.4</b>

<b>Employee Related Expenditures</b>
--------------------------------------

Employee Related Expenses	-	20,263.4	-	20,263.4
FICA Taxes	3,321.3	-	-	-
Medical Insurance	8,208.9	-	-	-
Basic Life	4.4	-	-	-
Long-Term Disability (Non- ASRS)	0.0	-	-	-
Long-Term Disability (ASRS)	58.9	-	-	-
Unemployment Compensation & Other State' Taxes	(0.1)	-	-	-
Dental Insurance	58.8	-	-	-
Workers' Compensation	539.5	-	-	-
Elected Officials Defined Benefit Plan	0.1	-	-	-
Arizona State Retirement System	5,057.6	-	-	-
Alternate Retirement Contributions – Contracted Retirees	80.4	-	-	-
Alternate Retirement Contributions – Reemployed Retirees	74.3	-	-	-
Personnel Board Pro-Rata Charges	388.1	-	-	-

## Program Expenditure Schedule

**Agency:** Department of Transportation

	FY 2023 Actuals	FY 2024 Expenditure Plan	FY 2025 Funding Issue	FY 2025 Total Request
<b>Program: DTA-1-0 Administration</b>				
Information Technology Pro Rata Charge	257.1	-	-	-
Accumulated Sick Leave Fund Charge	180.1	-	-	-
Other Employee Related Expenditures	0.0	-	-	-
<b>Expenditure Category Total:</b>	<b>18,229.5</b>	<b>20,263.4</b>	-	<b>20,263.4</b>

### Fund Source

#### Appropriated Funds

DT2005	State Aviation Fund (Appropriated)	6.8	15.0	-	15.0
DT2030	State Highway Fund (Appropriated)	16,772.9	19,401.5	-	19,401.5
<b>Appropriated Funds Total:</b>		<b>16,779.7</b>	<b>19,416.5</b>	-	<b>19,416.5</b>

#### Non-Appropriated Funds

AA1000	General Fund (Non-Appropriated)	-	-	-	-
DT2005	State Aviation Fund (Non-Appropriated)	264.5	-	-	-
DT2029	Regional Area Road Fund - Maricopa County (Non-Appropriated)	27.5	-	-	-
DT2030	State Highway Fund (Non-Appropriated)	440.1	220.7	-	220.7
DT2031	Arizona Highways Magazine Fund (Non-Appropriated)	499.3	520.9	-	520.9
DT2097	ADOT Federal Programs Fund (Non-Appropriated)	117.5	-	-	-
DT2500	IGA and ISA Fund (Non-Appropriated)	97.3	105.3	-	105.3
DT2985	ADOT Coronavirus State and Local Fiscal Recovery Fund (Non-Appropriated)	0.0	-	-	-
DT3701	Local Agency Deposits Fund (Non-Appropriated)	3.5	-	-	-
<b>Non-Appropriated Funds Total:</b>		<b>1,449.7</b>	<b>846.9</b>	-	<b>846.9</b>
<b>Fund Source Total:</b>		<b>18,229.5</b>	<b>20,263.4</b>	-	<b>20,263.4</b>

### Professional & Outside Services

Professional and Outside Services	-	11,404.3	-	11,404.3
Other External Financial Services	90.0	-	-	-
Attorney General Legal Services	3,623.7	-	-	-
External Legal Services	182.8	-	-	-
External Engineering and Architectural Costs to be Expensed	-	-	-	-
Other Design	1.7	-	-	-
Temporary Agency Services	635.8	-	-	-
Other Medical Services	103.6	-	-	-

## Program Expenditure Schedule

**Agency:** Department of Transportation

	FY 2023 Actuals	FY 2024 Expenditure Plan	FY 2025 Funding Issue	FY 2025 Total Request
<b>Program: DTA-1-0 Administration</b>				
Education & Training	59.4	-	-	-
Vendor Travel – Tax Reportable	1.8	-	-	-
External Information and Communications Technology Consulting Services	5,740.0	-	-	-
Other Professional & Outside Services	2,538.1	-	-	-
<b>Expenditure Category Total:</b>	<b>12,976.8</b>	<b>11,404.3</b>	-	<b>11,404.3</b>

### Fund Source

**Appropriated Funds**

DT2005	State Aviation Fund (Appropriated)	227.6	80.0	-	80.0
DT2030	State Highway Fund (Appropriated)	11,565.3	10,340.4	-	10,340.4
<b>Appropriated Funds Total:</b>		<b>11,792.9</b>	<b>10,420.4</b>	-	<b>10,420.4</b>

**Non-Appropriated Funds**

DT2005	State Aviation Fund (Non-Appropriated)	41.4	-	-	-
DT2029	Regional Area Road Fund - Maricopa County (Non-Appropriated)	64.2	-	-	-
DT2030	State Highway Fund (Non-Appropriated)	630.5	45.9	-	45.9
DT2031	Arizona Highways Magazine Fund (Non- Appropriated)	351.8	938.0	-	938.0
DT2500	IGA and ISA Fund (Non-Appropriated)	96.0	-	-	-
<b>Non-Appropriated Funds Total:</b>		<b>1,183.9</b>	<b>983.9</b>	-	<b>983.9</b>
<b>Fund Source Total:</b>		<b>12,976.8</b>	<b>11,404.3</b>	-	<b>11,404.3</b>

### Travel In-State

Travel In-State	-	90.1	-	90.1
Airfare and Other Common Carrier Charges	0.0	-	-	-
Mileage - Private Vehicle	15.3	-	-	-
Car Rental In-State	0.4	-	-	-
Lodging	53.2	-	-	-
Meals with Overnight Stay	12.1	-	-	-
Meals without Overnight Stay	3.6	-	-	-
Other Miscellaneous In- State Travel	0.9	-	-	-
<b>Expenditure Category Total:</b>	<b>85.6</b>	<b>90.1</b>	-	<b>90.1</b>

### Fund Source

**Appropriated Funds**

## Program Expenditure Schedule

<b>Agency:</b>	<b>Department of Transportation</b>
----------------	-------------------------------------

		FY 2023 Actuals	FY 2024 Expenditure Plan	FY 2025 Funding Issue	FY 2025 Total Request
<b>Program: DTA-1-0 Administration</b>					
DT2005	State Aviation Fund (Appropriated)	3.2	2.5	-	2.5
DT2030	State Highway Fund (Appropriated)	69.2	83.6	-	83.6
DT2285	Motor Vehicle Liability Insurance Enforcement Fund (Appropriated)	0.1	-	-	-
<b>Appropriated Funds Total:</b>		<b>72.5</b>	<b>86.1</b>	-	<b>86.1</b>
<b>Non-Appropriated Funds</b>					
DT2030	State Highway Fund (Non-Appropriated)	12.1	2.0	-	2.0
DT2031	Arizona Highways Magazine Fund (Non-Appropriated)	0.5	2.0	-	2.0
DT2266	Cash Deposits Fund (Non-Appropriated)	0.4	-	-	-
<b>Non-Appropriated Funds Total:</b>		<b>13.0</b>	<b>4.0</b>	-	<b>4.0</b>
<b>Fund Source Total:</b>		<b>85.6</b>	<b>90.1</b>	-	<b>90.1</b>

<b>Travel Out-Of-State</b>
----------------------------

Travel Out of State		-	89.5	-	89.5
Airfare and Other Common Carrier Charges		45.2	-	-	-
Car Rental Out-of-State		0.2	-	-	-
Lodging Out-of-State		58.4	-	-	-
Meals with Overnight Stay		8.8	-	-	-
Meals without Overnight Stay		1.2	-	-	-
Other Miscellaneous Out-of- State Travel		8.5	-	-	-
<b>Expenditure Category Total:</b>		<b>122.3</b>	<b>89.5</b>	-	<b>89.5</b>

<b>Fund Source</b>
--------------------

<b>Appropriated Funds</b>					
DT2005	State Aviation Fund (Appropriated)	1.8	2.5	-	2.5
DT2030	State Highway Fund (Appropriated)	94.6	74.5	-	74.5
DT2285	Motor Vehicle Liability Insurance Enforcement Fund (Appropriated)	2.5	-	-	-
<b>Appropriated Funds Total:</b>		<b>99.0</b>	<b>77.0</b>	-	<b>77.0</b>
<b>Non-Appropriated Funds</b>					
DT2030	State Highway Fund (Non-Appropriated)	19.0	-	-	-
DT2031	Arizona Highways Magazine Fund (Non-Appropriated)	4.4	12.5	-	12.5
<b>Non-Appropriated Funds Total:</b>		<b>23.4</b>	<b>12.5</b>	-	<b>12.5</b>
<b>Fund Source Total:</b>		<b>122.3</b>	<b>89.5</b>	-	<b>89.5</b>



## Program Expenditure Schedule

**Agency:** Department of Transportation

	FY 2023 Actuals	FY 2024 Expenditure Plan	FY 2025 Funding Issue	FY 2025 Total Request
<b>Program: DTA-1-0 Administration</b>				
<b>Aid To Organizations &amp; Individuals</b>				
Aid to Organizations and Individuals	-	-	(550.0)	(550.0)
Aid to Counties	332,475.9	-	-	-
Aid to Municipalities	569,299.8	-	-	-
Aid to Other Governments	14,742.6	-	-	-
Aid for Education & Training Services	6.5	-	-	-
<b>Expenditure Category Total:</b>	<b>916,524.7</b>	<b>-</b>	<b>(550.0)</b>	<b>(550.0)</b>
<b>Fund Source</b>				
<b>Appropriated Funds</b>				
AA1000 General Fund (Appropriated)	-	-	(550.0)	(550.0)
DT2030 State Highway Fund (Appropriated)	1.9	-	-	-
<b>Appropriated Funds Total:</b>	<b>1.9</b>	<b>-</b>	<b>(550.0)</b>	<b>(550.0)</b>
<b>Non-Appropriated Funds</b>				
AA1000 General Fund (Non-Appropriated)	-	-	-	-
DT2029 Regional Area Road Fund - Maricopa County (Non-Appropriated)	41,629.7	-	-	-
DT2030 State Highway Fund (Non-Appropriated)	8,720.0	-	-	-
DT2500 IGA and ISA Fund (Non-Appropriated)	4.6	-	-	-
DT3113 Highway User Revenue Fund (Non-Appropriated)	856,491.0	-	-	-
DT3701 Local Agency Deposits Fund (Non-Appropriated)	9,677.5	-	-	-
<b>Non-Appropriated Funds Total:</b>	<b>916,522.8</b>	<b>-</b>	<b>-</b>	<b>-</b>
<b>Fund Source Total:</b>	<b>916,524.7</b>	<b>-</b>	<b>(550.0)</b>	<b>(550.0)</b>

<b>Other Operating Expenditures</b>				
Other Operating Expenses	-	6,735.5	680.1	7,415.6
Risk Management Charges to State Agencies	22,493.7	-	-	-
Internal Service Computer Processing, Hosting, Maintenance and Support Costs	896.3	-	-	-
External Programming and System Development Costs	4,191.2	-	-	-
Other External Computer Processing, Hosting, Maintenance and Support Costs	1,569.3	-	-	-
Charges Imposed Related to AFIS.	2,046.8	-	-	-
External Telecommunications Charges	5,748.2	-	-	-

## Program Expenditure Schedule

<b>Agency:</b>	<b>Department of Transportation</b>
----------------	-------------------------------------

	FY 2023 Actuals	FY 2024 Expenditure Plan	FY 2025 Funding Issue	FY 2025 Total Request
<b>Program: DTA-1-0 Administration</b>				
Electricity	2,129.3	-	-	-
Sanitation Waste Disposal	536.9	-	-	-
Water	303.3	-	-	-
Gas & Fuel Oil for Buildings	323.3	-	-	-
Rental of Land & Buildings	608.1	-	-	-
Rental of Other Machinery & Equipment	597.7	-	-	-
Miscellaneous Rent	471.9	-	-	-
Late Charges on Overdue Payments	13.6	-	-	-
All Other Interest Payments	181.1	-	-	-
Repair & Maintenance - Buildings	2,752.3	-	-	-
Repair & Maintenance - Vehicles	624.9	-	-	-
Repair & Maintenance - Other Equipment	37.5	-	-	-
Repair & Maintenance - Other	167.3	-	-	-
Software Support, Maintenance Short-term Licensing	6,912.1	-	-	-
Uniforms	103.3	-	-	-
Office Supplies	102.2	-	-	-
Computer Supplies	352.4	-	-	-
Housekeeping Supplies	62.1	-	-	-
Medical and Dental Supplies	0.1	-	-	-
Automotive and Transportation Fuels	217.9	-	-	-
Automotive Lubricants & Supplies	40.6	-	-	-
Repair & Maintenance Supplies - Neither Automotive Nor Related to Buildings	1,629.4	-	-	-
Repair & Maintenance Supplies - Related to Buildings	680.3	-	-	-
Other Operating Supplies	117.6	-	-	-
Publications	1,213.5	-	-	-
Other Resale Supplies	587.6	-	-	-
Employee Tuition Reimbursement	82.1	-	-	-
Conference Registration / Attendance Fees	194.0	-	-	-
Other Education & Training Costs	799.7	-	-	-
Advertising	42.0	-	-	-
External Printing	278.3	-	-	-
Postage & Delivery	1,142.9	-	-	-

## Program Expenditure Schedule

<b>Agency:</b>	<b>Department of Transportation</b>
----------------	-------------------------------------

	FY 2023 Actuals	FY 2024 Expenditure Plan	FY 2025 Funding Issue	FY 2025 Total Request
<b>Program: DTA-1-0 Administration</b>				
Document Shredding and Destruction Services	38.1	-	-	-
Awards	77.8	-	-	-
Entertainment & Promotional Items	36.4	-	-	-
Dues	106.0	-	-	-
Books, Subscriptions & Publications	270.0	-	-	-
Costs for Digital Imaging or Producing Microfilm & Microfiche	16.5	-	-	-
Payments for Contracted State Inmate Labor	82.2	-	-	-
Bad Debt Expense	20.6	-	-	-
Fingerprinting, Background Checks, Etc.	14.5	-	-	-
Other Miscellaneous Operating	337.5	-	-	-
<b>Expenditure Category Total:</b>	<b>61,250.0</b>	<b>6,735.5</b>	<b>680.1</b>	<b>7,415.6</b>

### Fund Source

#### Appropriated Funds

DT2005	State Aviation Fund (Appropriated)	1,327.1	1,516.8	18.1	1,534.9
DT2030	State Highway Fund (Appropriated)	46,452.1	268.5	662.0	930.5
DT2208	Ignition Interlock Device Fund (Appropriated)	2.0	2.0	-	2.0
DT2226	Air Quality Fund (Appropriated)	0.4	0.6	-	0.6
DT2272	Vehicle Inspection and Certificate of Title Enforcement Fund (Appropriated)	0.8	0.8	-	0.8
DT2285	Motor Vehicle Liability Insurance Enforcement Fund (Appropriated)	932.1	11.7	-	11.7
DT3113	Highway User Revenue Fund (Appropriated)	31.8	35.9	-	35.9
<b>Appropriated Funds Total:</b>		<b>48,746.3</b>	<b>1,836.3</b>	<b>680.1</b>	<b>2,516.4</b>

## Program Expenditure Schedule

**Agency:** Department of Transportation

		FY 2023 Actuals	FY 2024 Expenditure Plan	FY 2025 Funding Issue	FY 2025 Total Request
<b>Program: DTA-1-0 Administration</b>					
<b>Non-Appropriated Funds</b>					
DT2005	State Aviation Fund (Non-Appropriated)	222.5	-	-	-
DT2029	Regional Area Road Fund - Maricopa County (Non-Appropriated)	1,024.3	-	-	-
DT2030	State Highway Fund (Non-Appropriated)	8,066.7	1,973.6	-	1,973.6
DT2031	Arizona Highways Magazine Fund (Non-Appropriated)	3,137.7	2,912.6	-	2,912.6
DT2071	ADOT Fleet Operations Fund (Non-Appropriated)	0.0	-	-	-
DT2097	ADOT Federal Programs Fund (Non-Appropriated)	13.4	-	-	-
DT2449	Employee Recognition Fund (Non-Appropriated)	39.1	13.0	-	13.0
<b>Non-Appropriated Funds Total:</b>		<b>12,503.7</b>	<b>4,899.2</b>	<b>-</b>	<b>4,899.2</b>
<b>Fund Source Total:</b>		<b>61,250.0</b>	<b>6,735.5</b>	<b>680.1</b>	<b>7,415.6</b>

### Capital Outlay

	Capital Outlay	-	0.8	-	0.8
	Land & Site Preparation Capital Purchases	79.9	-	-	-
	Buildings & Building Improvements Capital Purchases	10.4	-	-	-
	Infrastructure Capital Purchase - To Be Depreciated	-	-	-	-
<b>Expenditure Category Total:</b>		<b>90.3</b>	<b>0.8</b>	<b>-</b>	<b>0.8</b>

### Fund Source

<b>Appropriated Funds</b>					
DT2005	State Aviation Fund (Appropriated)	70.5	-	-	-
DT2030	State Highway Fund (Appropriated)	19.7	0.8	-	0.8
<b>Appropriated Funds Total:</b>		<b>90.3</b>	<b>0.8</b>	<b>-</b>	<b>0.8</b>
<b>Non-Appropriated Funds</b>					
DT2030	State Highway Fund (Non-Appropriated)	(26.7)	-	-	-
DT3701	Local Agency Deposits Fund (Non-Appropriated)	26.7	-	-	-
<b>Non-Appropriated Funds Total:</b>		<b>-</b>	<b>-</b>	<b>-</b>	<b>-</b>
<b>Fund Source Total:</b>		<b>90.3</b>	<b>0.8</b>	<b>-</b>	<b>0.8</b>

### Capital Equipment

## Program Expenditure Schedule

**Agency:** Department of Transportation

	FY 2023 Actuals	FY 2024 Expenditure Plan	FY 2025 Funding Issue	FY 2025 Total Request
<b>Program: DTA-1-0 Administration</b>				
Capital Equipment	-	24,590.6	-	24,590.6
Vehicles – Capital Purchase	9,137.3	-	-	-
Computer Equipment - Capitalized Purchase	396.2	-	-	-
Other Equipment - Capital Purchase	51.6	-	-	-
Other Equipment - Capital Leases	8,204.3	-	-	-
<b>Expenditure Category Total:</b>	<b>17,789.4</b>	<b>24,590.6</b>	<b>-</b>	<b>24,590.6</b>

### Fund Source

**Appropriated Funds**

DT2005	State Aviation Fund (Appropriated)	5.3	5.0	-	5.0
DT2030	State Highway Fund (Appropriated)	16,998.1	24,585.6	-	24,585.6
<b>Appropriated Funds Total:</b>		<b>17,003.5</b>	<b>24,590.6</b>	<b>-</b>	<b>24,590.6</b>

**Non-Appropriated Funds**

DT2030	State Highway Fund (Non-Appropriated)	16.9	-	-	-
DT2500	IGA and ISA Fund (Non-Appropriated)	769.1	-	-	-
<b>Non-Appropriated Funds Total:</b>		<b>785.9</b>	<b>-</b>	<b>-</b>	<b>-</b>
<b>Fund Source Total:</b>		<b>17,789.4</b>	<b>24,590.6</b>	<b>-</b>	<b>24,590.6</b>

### Non-Capital Equipment

Non-Capital Resources	-	821.0	335.9	1,156.9
Vehicles - Non-Capital Purchase	3.6	-	-	-
Furniture - Non-Capital Purchase	26.9	-	-	-
Computer Equipment – Non- Capitalized Purchases	1,313.6	-	-	-
Telecommunications Equipment - Non-Capital Purchase	8.8	-	-	-
Other Equipment - Non- Capital Purchase	25.2	-	-	-
Purchased or licensed software / website	91.4	-	-	-
<b>Expenditure Category Total:</b>	<b>1,469.6</b>	<b>821.0</b>	<b>335.9</b>	<b>1,156.9</b>

### Fund Source

**Appropriated Funds**

DT2005	State Aviation Fund (Appropriated)	5.0	5.0	-	5.0
DT2030	State Highway Fund (Appropriated)	1,391.5	801.5	335.9	1,137.4
<b>Appropriated Funds Total:</b>		<b>1,396.5</b>	<b>806.5</b>	<b>335.9</b>	<b>1,142.4</b>

## Program Expenditure Schedule

**Agency:** Department of Transportation

	FY 2023 Actuals	FY 2024 Expenditure Plan	FY 2025 Funding Issue	FY 2025 Total Request
<b>Program: DTA-1-0 Administration</b>				
<b>Non-Appropriated Funds</b>				
DT2005 State Aviation Fund (Non-Appropriated)	1.4	-	-	-
DT2030 State Highway Fund (Non-Appropriated)	65.0	-	-	-
DT2031 Arizona Highways Magazine Fund (Non-Appropriated)	6.7	14.5	-	14.5
<b>Non-Appropriated Funds Total:</b>	<b>73.1</b>	<b>14.5</b>	<b>-</b>	<b>14.5</b>
<b>Fund Source Total:</b>	<b>1,469.6</b>	<b>821.0</b>	<b>335.9</b>	<b>1,156.9</b>

### Debt Service

Principal	245,500.0	-	-	-
Interest	65,232.5	-	-	-
<b>Expenditure Category Total:</b>	<b>310,732.5</b>	<b>-</b>	<b>-</b>	<b>-</b>

### Fund Source

<b>Non-Appropriated Funds</b>				
DT2463 Grant Anticipation Notes Fund (Non-Appropriated)	29,985.3	-	-	-
DT5004 State Highway Fund Bonds Debt Service Fund (Non-Appropriated)	137,358.6	-	-	-
DT5008 Regional Area Road Fund Debt Service Fund (Non-Appropriated)	143,388.7	-	-	-
<b>Non-Appropriated Funds Total:</b>	<b>310,732.5</b>	<b>-</b>	<b>-</b>	<b>-</b>
<b>Fund Source Total:</b>	<b>310,732.5</b>	<b>-</b>	<b>-</b>	<b>-</b>

### Cost Allocation & Indirect Costs

Indirect Cost Charges	(14,293.4)	-	-	-
<b>Expenditure Category Total:</b>	<b>(14,293.4)</b>	<b>-</b>	<b>-</b>	<b>-</b>

### Fund Source

<b>Appropriated Funds</b>				
AA1000 General Fund (Appropriated)	-	-	-	-
DT2030 State Highway Fund (Appropriated)	(48,385.5)	-	-	-
<b>Appropriated Funds Total:</b>	<b>(48,385.5)</b>	<b>-</b>	<b>-</b>	<b>-</b>

## Program Expenditure Schedule

**Agency:** Department of Transportation

	FY 2023 Actuals	FY 2024 Expenditure Plan	FY 2025 Funding Issue	FY 2025 Total Request
<b>Program: DTA-1-0 Administration</b>				
<b>Non-Appropriated Funds</b>				
AA1000 General Fund (Non-Appropriated)	-	-	-	-
DT2029 Regional Area Road Fund - Maricopa County (Non-Appropriated)	27,200.5	-	-	-
DT2030 State Highway Fund (Non-Appropriated)	4,512.0	-	-	-
DT2097 ADOT Federal Programs Fund (Non-Appropriated)	207.2	-	-	-
DT2463 Grant Anticipation Notes Fund (Non-Appropriated)	0.0	-	-	-
DT2985 ADOT Coronavirus State and Local Fiscal Recovery Fund (Non-Appropriated)	2,182.2	-	-	-
DT3701 Local Agency Deposits Fund (Non-Appropriated)	(9.7)	-	-	-
<b>Non-Appropriated Funds Total:</b>	<b>34,092.1</b>	<b>-</b>	<b>-</b>	<b>-</b>
<b>Fund Source Total:</b>	<b>(14,293.4)</b>	<b>-</b>	<b>-</b>	<b>-</b>

**Transfers-Out**

Transfers	-	550.0	-	550.0
Transfers Out – Not Subject to Cost Allocation	198,934.2	-	-	-
<b>Expenditure Category Total:</b>	<b>198,934.2</b>	<b>550.0</b>	<b>-</b>	<b>550.0</b>

**Fund Source**

<b>Appropriated Funds</b>				
AA1000 General Fund (Appropriated)	-	550.0	-	550.0
DT2030 State Highway Fund (Appropriated)	515.7	-	-	-
DT2609 Motor Vehicle Dealer Enforcement Fund (Appropriated)	0.0	-	-	-
<b>Appropriated Funds Total:</b>	<b>515.7</b>	<b>550.0</b>	<b>-</b>	<b>550.0</b>
<b>Non-Appropriated Funds</b>				
DT2029 Regional Area Road Fund - Maricopa County (Non-Appropriated)	141,497.7	-	-	-
DT2030 State Highway Fund (Non-Appropriated)	26,903.4	-	-	-
DT2463 Grant Anticipation Notes Fund (Non-Appropriated)	29,985.3	-	-	-
DT5004 State Highway Fund Bonds Debt Service Fund (Non-Appropriated)	32.2	-	-	-
<b>Non-Appropriated Funds Total:</b>	<b>198,418.5</b>	<b>-</b>	<b>-</b>	<b>-</b>
<b>Fund Source Total:</b>	<b>198,934.2</b>	<b>550.0</b>	<b>-</b>	<b>550.0</b>

## Program Expenditure Schedule

**Agency:** Department of Transportation

	FY 2023 Actuals	FY 2024 Expenditure Plan	FY 2025 Funding Issue	FY 2025 Total Request
--	--------------------	--------------------------------	-----------------------------	-----------------------------

**Program:** DTA-1-0 Administration

**Sub Program:** DTA-1-1 Director's Office/Transportation Board

<b>FTE</b>				
FTE	14.0	9.8	-	9.8
<b>Expenditure Category Total:</b>	-	-	-	-

<b>Fund Source</b>				
<b>Appropriated Funds</b>				
DT2030 State Highway Fund (Appropriated)	14.0	9.8	-	9.8
<b>Appropriated Funds Total:</b>	<b>14.0</b>	<b>9.8</b>	<b>-</b>	<b>9.8</b>
<b>Fund Source Total:</b>	<b>14.0</b>	<b>9.8</b>	<b>-</b>	<b>9.8</b>

<b>Personal Services</b>				
Personal Services	691.1	1,248.1	-	1,248.1
Board & Commission Members Compensation	6.8	109.2	-	109.2
<b>Expenditure Category Total:</b>	<b>697.8</b>	<b>1,357.3</b>	<b>-</b>	<b>1,357.3</b>

<b>Fund Source</b>				
<b>Appropriated Funds</b>				
DT2030 State Highway Fund (Appropriated)	697.8	1,357.3	-	1,357.3
<b>Appropriated Funds Total:</b>	<b>697.8</b>	<b>1,357.3</b>	<b>-</b>	<b>1,357.3</b>
<b>Fund Source Total:</b>	<b>697.8</b>	<b>1,357.3</b>	<b>-</b>	<b>1,357.3</b>

<b>Employee Related Expenditures</b>				
Employee Related Expenses	-	434.6	-	434.6
FICA Taxes	50.1	-	-	-
Medical Insurance	61.4	-	-	-
Basic Life	0.0	-	-	-
Long-Term Disability (ASRS)	0.8	-	-	-
Dental Insurance	0.5	-	-	-
Workers' Compensation	7.6	-	-	-
Arizona State Retirement System	71.5	-	-	-
Personnel Board Pro-Rata Charges	6.0	-	-	-
Information Technology Pro Rata Charge	4.0	-	-	-
Accumulated Sick Leave Fund Charge	2.8	-	-	-



## Program Expenditure Schedule

**Agency:** Department of Transportation

	FY 2023 Actuals	FY 2024 Expenditure Plan	FY 2025 Funding Issue	FY 2025 Total Request
<b>Program:</b> DTA-1-0 Administration				

**Sub Program:** DTA-1-1 Director's Office/Transportation Board

<b>Expenditure Category Total:</b>	204.7	434.6	-	434.6
------------------------------------	-------	-------	---	-------

### Fund Source

**Appropriated Funds**

DT2030 State Highway Fund (Appropriated)	204.7	434.6	-	434.6
<b>Appropriated Funds Total:</b>	204.7	434.6	-	434.6
<b>Fund Source Total:</b>	204.7	434.6	-	434.6

### Professional & Outside Services

Professional and Outside Services	-	107.0	-	107.0
External Legal Services	4.6	-	-	-
Other Professional & Outside Services	35.5	-	-	-
<b>Expenditure Category Total:</b>	40.1	107.0	-	107.0

### Fund Source

**Appropriated Funds**

DT2030 State Highway Fund (Appropriated)	40.1	107.0	-	107.0
<b>Appropriated Funds Total:</b>	40.1	107.0	-	107.0
<b>Fund Source Total:</b>	40.1	107.0	-	107.0

### Travel In-State

Travel In-State	-	32.6	-	32.6
Mileage - Private Vehicle	13.4	-	-	-
Lodging	6.3	-	-	-
Meals with Overnight Stay	0.6	-	-	-
Meals without Overnight Stay	0.5	-	-	-
Other Miscellaneous In- State Travel	0.8	-	-	-
<b>Expenditure Category Total:</b>	21.5	32.6	-	32.6

### Fund Source

**Appropriated Funds**

DT2030 State Highway Fund (Appropriated)	21.5	32.6	-	32.6
<b>Appropriated Funds Total:</b>	21.5	32.6	-	32.6
<b>Fund Source Total:</b>	21.5	32.6	-	32.6

## Program Expenditure Schedule

**Agency:** Department of Transportation

	FY 2023 Actuals	FY 2024 Expenditure Plan	FY 2025 Funding Issue	FY 2025 Total Request
<b>Program: DTA-1-0 Administration</b>				
<b>Sub Program: DTA-1-1 Director's Office/Transportation Board</b>				
<b>Travel Out-Of-State</b>				
Travel Out of State	-	10.5	-	10.5
Airfare and Other Common Carrier Charges	0.9	-	-	-
Lodging Out-of-State	0.8	-	-	-
Meals with Overnight Stay	0.1	-	-	-
Other Miscellaneous Out-of- State Travel	0.2	-	-	-
<b>Expenditure Category Total:</b>	<b>2.0</b>	<b>10.5</b>	<b>-</b>	<b>10.5</b>

<b>Fund Source</b>				
<b>Appropriated Funds</b>				
DT2030 State Highway Fund (Appropriated)	2.0	10.5	-	10.5
<b>Appropriated Funds Total:</b>	<b>2.0</b>	<b>10.5</b>	<b>-</b>	<b>10.5</b>
<b>Fund Source Total:</b>	<b>2.0</b>	<b>10.5</b>	<b>-</b>	<b>10.5</b>

<b>Other Operating Expenditures</b>				
Other Operating Expenses	-	752.4	-	752.4
External Telecommunications Charges	4.2	-	-	-
Rental of Other Machinery & Equipment	6.5	-	-	-
Miscellaneous Rent	2.8	-	-	-
Repair & Maintenance - Buildings	1.7	-	-	-
Office Supplies	0.6	-	-	-
Computer Supplies	2.2	-	-	-
Automotive and Transportation Fuels	5.3	-	-	-
Conference Registration / Attendance Fees	4.7	-	-	-
External Printing	0.1	-	-	-
Awards	0.5	-	-	-
Dues	52.7	-	-	-
<b>Expenditure Category Total:</b>	<b>81.2</b>	<b>752.4</b>	<b>-</b>	<b>752.4</b>

<b>Fund Source</b>				
<b>Appropriated Funds</b>				
DT2030 State Highway Fund (Appropriated)	81.2	752.4	-	752.4
<b>Appropriated Funds Total:</b>	<b>81.2</b>	<b>752.4</b>	<b>-</b>	<b>752.4</b>
<b>Fund Source Total:</b>	<b>81.2</b>	<b>752.4</b>	<b>-</b>	<b>752.4</b>

## Program Expenditure Schedule

**Agency:** Department of Transportation

	FY 2023 Actuals	FY 2024 Expenditure Plan	FY 2025 Funding Issue	FY 2025 Total Request
--	--------------------	--------------------------------	-----------------------------	-----------------------------

**Program:** DTA-1-0 Administration

**Sub Program:** DTA-1-1 Director's Office/Transportation Board

**Non-Capital Equipment**

Non-Capital Resources	-	4.5	-	4.5
Furniture - Non-Capital Purchase	0.8	-	-	-
Computer Equipment – Non- Capitalized Purchases	10.9	-	-	-
Telecommunications Equipment - Non-Capital Purchase	0.4	-	-	-
<b>Expenditure Category Total:</b>	<b>12.0</b>	<b>4.5</b>	<b>-</b>	<b>4.5</b>

**Fund Source**

**Appropriated Funds**

DT2030 State Highway Fund (Appropriated)	12.0	4.5	-	4.5
<b>Appropriated Funds Total:</b>	<b>12.0</b>	<b>4.5</b>	<b>-</b>	<b>4.5</b>
<b>Fund Source Total:</b>	<b>12.0</b>	<b>4.5</b>	<b>-</b>	<b>4.5</b>

**Sub Program:** DTA-1-2 Transportation Support Services

**FTE**

FTE	610.0	25.0	-	25.0
<b>Expenditure Category Total:</b>	<b>-</b>	<b>-</b>	<b>-</b>	<b>-</b>

**Fund Source**

**Appropriated Funds**

DT2005 State Aviation Fund (Appropriated)	10.0	10.0	-	10.0
DT2030 State Highway Fund (Appropriated)	595.0	10.0	-	10.0
<b>Appropriated Funds Total:</b>	<b>605.0</b>	<b>20.0</b>	<b>-</b>	<b>20.0</b>

**Non-Appropriated Funds**

DT2500 IGA and ISA Fund (Non-Appropriated)	5.0	5.0	-	5.0
<b>Non-Appropriated Funds Total:</b>	<b>5.0</b>	<b>5.0</b>	<b>-</b>	<b>5.0</b>
<b>Fund Source Total:</b>	<b>610.0</b>	<b>25.0</b>	<b>-</b>	<b>25.0</b>

**Personal Services**

Personal Services	42,603.7	42,609.6	-	42,609.6
-------------------	----------	----------	---	----------

## Program Expenditure Schedule

**Agency:** Department of Transportation

	FY 2023 Actuals	FY 2024 Expenditure Plan	FY 2025 Funding Issue	FY 2025 Total Request
<b>Program:</b> DTA-1-0 Administration				
<b>Sub Program:</b> DTA-1-2 Transportation Support Services				
<b>Expenditure Category Total:</b>	42,603.7	42,609.6	-	42,609.6

### Fund Source

#### Appropriated Funds

AA1000	General Fund (Appropriated)	-	-	-	-
DT2005	State Aviation Fund (Appropriated)	18.6	30.0	-	30.0
DT2030	State Highway Fund (Appropriated)	32,465.9	42,351.7	-	42,351.7
<b>Appropriated Funds Total:</b>		<b>32,484.5</b>	<b>42,381.7</b>	<b>-</b>	<b>42,381.7</b>

#### Non-Appropriated Funds

AA1000	General Fund (Non-Appropriated)	-	-	-	-
DT2005	State Aviation Fund (Non-Appropriated)	579.7	-	-	-
DT2029	Regional Area Road Fund - Maricopa County (Non-Appropriated)	1,763.5	-	-	-
DT2030	State Highway Fund (Non-Appropriated)	6,878.8	-	-	-
DT2097	ADOT Federal Programs Fund (Non-Appropriated)	107.8	-	-	-
DT2463	Grant Anticipation Notes Fund (Non-Appropriated)	0.1	-	-	-
DT2500	IGA and ISA Fund (Non-Appropriated)	211.1	227.9	-	227.9
DT2985	ADOT Coronavirus State and Local Fiscal Recovery Fund (Non-Appropriated)	166.7	-	-	-
DT3701	Local Agency Deposits Fund (Non-Appropriated)	411.6	-	-	-
<b>Non-Appropriated Funds Total:</b>		<b>10,119.2</b>	<b>227.9</b>	<b>-</b>	<b>227.9</b>
<b>Fund Source Total:</b>		<b>42,603.7</b>	<b>42,609.6</b>	<b>-</b>	<b>42,609.6</b>

### Employee Related Expenditures

Employee Related Expenses		-	19,087.2	-	19,087.2
FICA Taxes		3,175.1	-	-	-
Medical Insurance		7,933.1	-	-	-
Basic Life		4.3	-	-	-
Long-Term Disability (Non- ASRS)		0.0	-	-	-
Long-Term Disability (ASRS)		56.3	-	-	-
Unemployment Compensation & Other State' Taxes		(0.1)	-	-	-
Dental Insurance		56.8	-	-	-

## Program Expenditure Schedule

**Agency:** Department of Transportation

	FY 2023 Actuals	FY 2024 Expenditure Plan	FY 2025 Funding Issue	FY 2025 Total Request
<b>Program: DTA-1-0 Administration</b>				
<b>Sub Program: DTA-1-2 Transportation Support Services</b>				
Workers' Compensation	516.4	-	-	-
Elected Officials Defined Benefit Plan	0.1	-	-	-
Arizona State Retirement System	4,840.4	-	-	-
Alternate Retirement Contributions – Contracted Retirees	80.0	-	-	-
Alternate Retirement Contributions – Reemployed Retirees	74.3	-	-	-
Personnel Board Pro-Rata Charges	370.9	-	-	-
Information Technology Pro Rata Charge	245.6	-	-	-
Accumulated Sick Leave Fund Charge	172.2	-	-	-
Other Employee Related Expenditures	0.0	-	-	-
<b>Expenditure Category Total:</b>	<b>17,525.5</b>	<b>19,087.2</b>	-	<b>19,087.2</b>

### Fund Source

**Appropriated Funds**

DT2005	State Aviation Fund (Appropriated)	6.8	15.0	-	15.0
DT2030	State Highway Fund (Appropriated)	16,568.2	18,966.9	-	18,966.9
<b>Appropriated Funds Total:</b>		<b>16,575.0</b>	<b>18,981.9</b>	-	<b>18,981.9</b>

**Non-Appropriated Funds**

AA1000	General Fund (Non-Appropriated)	-	-	-	-
DT2005	State Aviation Fund (Non-Appropriated)	264.5	-	-	-
DT2029	Regional Area Road Fund - Maricopa County (Non-Appropriated)	27.5	-	-	-
DT2030	State Highway Fund (Non-Appropriated)	440.1	-	-	-
DT2097	ADOT Federal Programs Fund (Non-Appropriated)	117.5	-	-	-
DT2500	IGA and ISA Fund (Non-Appropriated)	97.3	105.3	-	105.3
DT2985	ADOT Coronavirus State and Local Fiscal Recovery Fund (Non-Appropriated)	0.0	-	-	-
DT3701	Local Agency Deposits Fund (Non-Appropriated)	3.5	-	-	-
<b>Non-Appropriated Funds Total:</b>		<b>950.5</b>	<b>105.3</b>	-	<b>105.3</b>
<b>Fund Source Total:</b>		<b>17,525.5</b>	<b>19,087.2</b>	-	<b>19,087.2</b>

### Professional & Outside Services

Professional and Outside Services	-	6,689.7	-	6,689.7
-----------------------------------	---	---------	---	---------

## Program Expenditure Schedule

**Agency:** Department of Transportation

	FY 2023 Actuals	FY 2024 Expenditure Plan	FY 2025 Funding Issue	FY 2025 Total Request
<b>Program:</b> DTA-1-0 Administration				
<b>Sub Program:</b> DTA-1-2 Transportation Support Services				

Other External Financial Services	90.0	-	-	-
External Legal Services	176.3	-	-	-
External Engineering and Architectural Costs to be Expensed	-	-	-	-
Other Design	1.7	-	-	-
Temporary Agency Services	625.2	-	-	-
Other Medical Services	103.6	-	-	-
Education & Training	59.4	-	-	-
Vendor Travel – Tax Reportable	1.8	-	-	-
External Information and Communications Technology Consulting Services	5,740.0	-	-	-
Other Professional & Outside Services	2,163.1	-	-	-
<b>Expenditure Category Total:</b>	<b>8,961.1</b>	<b>6,689.7</b>	<b>-</b>	<b>6,689.7</b>

### Fund Source

#### Appropriated Funds

DT2005	State Aviation Fund (Appropriated)	227.6	80.0	-	80.0
DT2030	State Highway Fund (Appropriated)	7,901.5	6,609.7	-	6,609.7
<b>Appropriated Funds Total:</b>		<b>8,129.1</b>	<b>6,689.7</b>	<b>-</b>	<b>6,689.7</b>

#### Non-Appropriated Funds

DT2005	State Aviation Fund (Non-Appropriated)	41.4	-	-	-
DT2029	Regional Area Road Fund - Maricopa County (Non-Appropriated)	64.2	-	-	-
DT2030	State Highway Fund (Non-Appropriated)	630.5	-	-	-
DT2500	IGA and ISA Fund (Non-Appropriated)	96.0	-	-	-
<b>Non-Appropriated Funds Total:</b>		<b>832.0</b>	<b>-</b>	<b>-</b>	<b>-</b>
<b>Fund Source Total:</b>		<b>8,961.1</b>	<b>6,689.7</b>	<b>-</b>	<b>6,689.7</b>

### Travel In-State

Travel In-State	-	53.5	-	53.5
Airfare and Other Common Carrier Charges	0.0	-	-	-
Mileage - Private Vehicle	1.8	-	-	-
Car Rental In-State	0.4	-	-	-
Lodging	46.7	-	-	-

## Program Expenditure Schedule

**Agency:** Department of Transportation

	FY 2023 Actuals	FY 2024 Expenditure Plan	FY 2025 Funding Issue	FY 2025 Total Request
<b>Program:</b> DTA-1-0 Administration				
<b>Sub Program:</b> DTA-1-2 Transportation Support Services				
Meals with Overnight Stay	11.4	-	-	-
Meals without Overnight Stay	2.9	-	-	-
Other Miscellaneous In- State Travel	0.2	-	-	-
<b>Expenditure Category Total:</b>	<b>63.5</b>	<b>53.5</b>	<b>-</b>	<b>53.5</b>

### Fund Source

**Appropriated Funds**

DT2005	State Aviation Fund (Appropriated)	3.2	2.5	-	2.5
DT2030	State Highway Fund (Appropriated)	47.7	51.0	-	51.0
DT2285	Motor Vehicle Liability Insurance Enforcement Fund (Appropriated)	0.1	-	-	-
<b>Appropriated Funds Total:</b>		<b>51.0</b>	<b>53.5</b>	<b>-</b>	<b>53.5</b>

**Non-Appropriated Funds**

DT2030	State Highway Fund (Non-Appropriated)	12.1	-	-	-
DT2266	Cash Deposits Fund (Non-Appropriated)	0.4	-	-	-
<b>Non-Appropriated Funds Total:</b>		<b>12.5</b>	<b>-</b>	<b>-</b>	<b>-</b>
<b>Fund Source Total:</b>		<b>63.5</b>	<b>53.5</b>	<b>-</b>	<b>53.5</b>

### Travel Out-Of-State

Travel Out of State	-	66.5	-	66.5
Airfare and Other Common Carrier Charges	42.2	-	-	-
Car Rental Out-of-State	0.2	-	-	-
Lodging Out-of-State	55.6	-	-	-
Meals with Overnight Stay	8.6	-	-	-
Meals without Overnight Stay	1.2	-	-	-
Other Miscellaneous Out-of- State Travel	8.2	-	-	-
<b>Expenditure Category Total:</b>	<b>116.0</b>	<b>66.5</b>	<b>-</b>	<b>66.5</b>

### Fund Source

**Appropriated Funds**

DT2005	State Aviation Fund (Appropriated)	1.8	2.5	-	2.5
DT2030	State Highway Fund (Appropriated)	92.6	64.0	-	64.0
DT2285	Motor Vehicle Liability Insurance Enforcement Fund (Appropriated)	2.5	-	-	-

## Program Expenditure Schedule

**Agency:** Department of Transportation

	FY 2023 Actuals	FY 2024 Expenditure Plan	FY 2025 Funding Issue	FY 2025 Total Request
--	--------------------	--------------------------------	-----------------------------	-----------------------------

**Program:** DTA-1-0 Administration

**Sub Program:** DTA-1-2 Transportation Support Services

<b>Appropriated Funds Total:</b>	97.0	66.5	-	66.5
<b>Non-Appropriated Funds</b>				
DT2030 State Highway Fund (Non-Appropriated)	19.0	-	-	-
<b>Non-Appropriated Funds Total:</b>	19.0	-	-	-
<b>Fund Source Total:</b>	116.0	66.5	-	66.5

### Aid To Organizations & Individuals

Aid to Counties	332,475.9	-	-	-
Aid to Municipalities	569,299.8	-	-	-
Aid to Other Governments	14,742.6	-	-	-
Aid for Education & Training Services	6.5	-	-	-
<b>Expenditure Category Total:</b>	916,524.7	-	-	-

### Fund Source

<b>Appropriated Funds</b>				
AA1000 General Fund (Appropriated)	-	-	-	-
DT2030 State Highway Fund (Appropriated)	1.9	-	-	-
<b>Appropriated Funds Total:</b>	1.9	-	-	-
<b>Non-Appropriated Funds</b>				
AA1000 General Fund (Non-Appropriated)	-	-	-	-
DT2029 Regional Area Road Fund - Maricopa County (Non-Appropriated)	41,629.7	-	-	-
DT2030 State Highway Fund (Non-Appropriated)	8,720.0	-	-	-
DT2500 IGA and ISA Fund (Non-Appropriated)	4.6	-	-	-
DT3113 Highway User Revenue Fund (Non-Appropriated)	856,491.0	-	-	-
DT3701 Local Agency Deposits Fund (Non-Appropriated)	9,677.5	-	-	-
<b>Non-Appropriated Funds Total:</b>	916,522.8	-	-	-
<b>Fund Source Total:</b>	916,524.7	-	-	-

### Other Operating Expenditures

Other Operating Expenses	-	1,096.9	680.1	1,777.0
Risk Management Charges to State Agencies	22,493.7	-	-	-



## Program Expenditure Schedule

<b>Agency:</b>	<b>Department of Transportation</b>
----------------	-------------------------------------

	FY 2023 Actuals	FY 2024 Expenditure Plan	FY 2025 Funding Issue	FY 2025 Total Request
--	--------------------	--------------------------------	-----------------------------	-----------------------------

<b>Program:</b>	<b>DTA-1-0 Administration</b>
-----------------	-------------------------------

<b>Sub Program:</b>	<b>DTA-1-2 Transportation Support Services</b>
---------------------	--

Internal Service Computer Processing, Hosting, Maintenance and Support Costs	896.3	-	-	-
External Programming and System Development Costs	4,178.2	-	-	-
Other External Computer Processing, Hosting, Maintenance and Support Costs	1,569.3	-	-	-
Charges Imposed Related to AFIS.	2,046.8	-	-	-
External Telecommunications Charges	5,740.3	-	-	-
Electricity	2,129.3	-	-	-
Sanitation Waste Disposal	536.9	-	-	-
Water	303.3	-	-	-
Gas & Fuel Oil for Buildings	323.3	-	-	-
Rental of Land & Buildings	608.1	-	-	-
Rental of Other Machinery & Equipment	589.8	-	-	-
Miscellaneous Rent	467.4	-	-	-
Late Charges on Overdue Payments	13.6	-	-	-
Repair & Maintenance - Buildings	2,748.5	-	-	-
Repair & Maintenance - Vehicles	624.9	-	-	-
Repair & Maintenance - Other Equipment	35.9	-	-	-
Repair & Maintenance - Other	167.3	-	-	-
Software Support, Maintenance Short-term Licensing	6,904.3	-	-	-
Uniforms	103.2	-	-	-
Office Supplies	98.1	-	-	-
Computer Supplies	348.3	-	-	-
Housekeeping Supplies	62.1	-	-	-
Medical and Dental Supplies	0.1	-	-	-
Automotive and Transportation Fuels	212.6	-	-	-
Automotive Lubricants & Supplies	31.5	-	-	-
Repair & Maintenance Supplies - Neither Automotive Nor Related to Buildings	1,629.4	-	-	-
Repair & Maintenance Supplies - Related to Buildings	680.3	-	-	-
Other Operating Supplies	117.6	-	-	-
Other Resale Supplies	0.0	-	-	-
Employee Tuition Reimbursement	82.1	-	-	-

## Program Expenditure Schedule

**Agency:** Department of Transportation

	FY 2023 Actuals	FY 2024 Expenditure Plan	FY 2025 Funding Issue	FY 2025 Total Request
<b>Program:</b> DTA-1-0 Administration				
<b>Sub Program:</b> DTA-1-2 Transportation Support Services				

Conference Registration / Attendance Fees	185.8	-	-	-
Other Education & Training Costs	799.7	-	-	-
Advertising	26.8	-	-	-
External Printing	20.3	-	-	-
Postage & Delivery	178.8	-	-	-
Document Shredding and Destruction Services	38.1	-	-	-
Awards	77.3	-	-	-
Entertainment & Promotional Items	30.0	-	-	-
Dues	46.1	-	-	-
Books, Subscriptions & Publications	269.8	-	-	-
Costs for Digital Imaging or Producing Microfilm & Microfiche	16.5	-	-	-
Payments for Contracted State Inmate Labor	82.2	-	-	-
Fingerprinting, Background Checks, Etc.	14.5	-	-	-
Other Miscellaneous Operating	303.6	-	-	-
<b>Expenditure Category Total:</b>	<b>57,832.0</b>	<b>1,096.9</b>	<b>680.1</b>	<b>1,777.0</b>

### Fund Source

#### Appropriated Funds

DT2005	State Aviation Fund (Appropriated)	1,327.1	1,516.8	18.1	1,534.9
DT2030	State Highway Fund (Appropriated)	46,171.8	(483.9)	662.0	178.1
DT2208	Ignition Interlock Device Fund (Appropriated)	2.0	2.0	-	2.0
DT2226	Air Quality Fund (Appropriated)	0.4	0.6	-	0.6
DT2272	Vehicle Inspection and Certificate of Title Enforcement Fund (Appropriated)	0.8	0.8	-	0.8
DT2285	Motor Vehicle Liability Insurance Enforcement Fund (Appropriated)	932.1	11.7	-	11.7
DT3113	Highway User Revenue Fund (Appropriated)	31.8	35.9	-	35.9
	<b>Appropriated Funds Total:</b>	<b>48,466.0</b>	<b>1,083.9</b>	<b>680.1</b>	<b>1,764.0</b>

## Program Expenditure Schedule

**Agency:** Department of Transportation

	FY 2023 Actuals	FY 2024 Expenditure Plan	FY 2025 Funding Issue	FY 2025 Total Request
--	--------------------	--------------------------------	-----------------------------	-----------------------------

**Program:** DTA-1-0 Administration

**Sub Program:** DTA-1-2 Transportation Support Services

**Non-Appropriated Funds**

DT2005 State Aviation Fund (Non-Appropriated)	222.5	-	-	-
DT2029 Regional Area Road Fund - Maricopa County (Non-Appropriated)	1,024.3	-	-	-
DT2030 State Highway Fund (Non-Appropriated)	8,066.7	-	-	-
DT2071 ADOT Fleet Operations Fund (Non-Appropriated)	0.0	-	-	-
DT2097 ADOT Federal Programs Fund (Non-Appropriated)	13.4	-	-	-
DT2449 Employee Recognition Fund (Non-Appropriated)	39.1	13.0	-	13.0
<b>Non-Appropriated Funds Total:</b>	<b>9,366.0</b>	<b>13.0</b>	-	<b>13.0</b>
<b>Fund Source Total:</b>	<b>57,832.0</b>	<b>1,096.9</b>	<b>680.1</b>	<b>1,777.0</b>

**Capital Outlay**

Capital Outlay	-	0.8	-	0.8
Land & Site Preparation Capital Purchases	79.9	-	-	-
Buildings & Building Improvements Capital Purchases	10.4	-	-	-
Infrastructure Capital Purchase - To Be Depreciated	-	-	-	-
<b>Expenditure Category Total:</b>	<b>90.3</b>	<b>0.8</b>	-	<b>0.8</b>

**Fund Source**

**Appropriated Funds**

DT2005 State Aviation Fund (Appropriated)	70.5	-	-	-
DT2030 State Highway Fund (Appropriated)	19.7	0.8	-	0.8
<b>Appropriated Funds Total:</b>	<b>90.3</b>	<b>0.8</b>	-	<b>0.8</b>

**Non-Appropriated Funds**

DT2030 State Highway Fund (Non-Appropriated)	(26.7)	-	-	-
DT3701 Local Agency Deposits Fund (Non-Appropriated)	26.7	-	-	-
<b>Non-Appropriated Funds Total:</b>	<b>-</b>	<b>-</b>	<b>-</b>	<b>-</b>
<b>Fund Source Total:</b>	<b>90.3</b>	<b>0.8</b>	<b>-</b>	<b>0.8</b>

**Capital Equipment**

## Program Expenditure Schedule

**Agency:** Department of Transportation

	FY 2023 Actuals	FY 2024 Expenditure Plan	FY 2025 Funding Issue	FY 2025 Total Request
--	--------------------	--------------------------------	-----------------------------	-----------------------------

**Program:** DTA-1-0 Administration

**Sub Program:** DTA-1-2 Transportation Support Services

Capital Equipment	-	534.5	-	534.5
Vehicles – Capital Purchase	739.7	-	-	-
Computer Equipment - Capitalized Purchase	396.2	-	-	-
Other Equipment - Capital Purchase	51.6	-	-	-
<b>Expenditure Category Total:</b>	<b>1,187.5</b>	<b>534.5</b>	<b>-</b>	<b>534.5</b>

### Fund Source

#### Appropriated Funds

DT2005	State Aviation Fund (Appropriated)	5.3	5.0	-	5.0
DT2030	State Highway Fund (Appropriated)	396.2	529.5	-	529.5
<b>Appropriated Funds Total:</b>		<b>401.5</b>	<b>534.5</b>	<b>-</b>	<b>534.5</b>

#### Non-Appropriated Funds

DT2030	State Highway Fund (Non-Appropriated)	16.9	-	-	-
DT2500	IGA and ISA Fund (Non-Appropriated)	769.1	-	-	-
<b>Non-Appropriated Funds Total:</b>		<b>785.9</b>	<b>-</b>	<b>-</b>	<b>-</b>
<b>Fund Source Total:</b>		<b>1,187.5</b>	<b>534.5</b>	<b>-</b>	<b>534.5</b>

### Non-Capital Equipment

Non-Capital Resources	-	802.0	335.9	1,137.9
Vehicles - Non-Capital Purchase	0.4	-	-	-
Furniture - Non-Capital Purchase	26.2	-	-	-
Computer Equipment – Non- Capitalized Purchases	1,299.6	-	-	-
Telecommunications Equipment - Non-Capital Purchase	7.1	-	-	-
Other Equipment - Non- Capital Purchase	9.4	-	-	-
Purchased or licensed software / website	91.3	-	-	-
<b>Expenditure Category Total:</b>	<b>1,434.0</b>	<b>802.0</b>	<b>335.9</b>	<b>1,137.9</b>

### Fund Source

#### Appropriated Funds

DT2005	State Aviation Fund (Appropriated)	5.0	5.0	-	5.0
DT2030	State Highway Fund (Appropriated)	1,362.6	797.0	335.9	1,132.9
<b>Appropriated Funds Total:</b>		<b>1,367.6</b>	<b>802.0</b>	<b>335.9</b>	<b>1,137.9</b>

## Program Expenditure Schedule

**Agency:** Department of Transportation

	FY 2023 Actuals	FY 2024 Expenditure Plan	FY 2025 Funding Issue	FY 2025 Total Request
--	--------------------	--------------------------------	-----------------------------	-----------------------------

**Program:** DTA-1-0 Administration

**Sub Program:** DTA-1-2 Transportation Support Services

**Non-Appropriated Funds**

DT2005	State Aviation Fund (Non-Appropriated)	1.4	-	-	-
DT2030	State Highway Fund (Non-Appropriated)	65.0	-	-	-
<b>Non-Appropriated Funds Total:</b>		<b>66.4</b>	-	-	-
<b>Fund Source Total:</b>		<b>1,434.0</b>	<b>802.0</b>	<b>335.9</b>	<b>1,137.9</b>

**Debt Service**

	Principal	245,500.0	-	-	-
	Interest	65,232.5	-	-	-
<b>Expenditure Category Total:</b>		<b>310,732.5</b>	-	-	-

**Fund Source**

**Non-Appropriated Funds**

DT2463	Grant Anticipation Notes Fund (Non-Appropriated)	29,985.3	-	-	-
DT5004	State Highway Fund Bonds Debt Service Fund (Non-Appropriated)	137,358.6	-	-	-
DT5008	Regional Area Road Fund Debt Service Fund (Non-Appropriated)	143,388.7	-	-	-
<b>Non-Appropriated Funds Total:</b>		<b>310,732.5</b>	-	-	-
<b>Fund Source Total:</b>		<b>310,732.5</b>	-	-	-

**Cost Allocation & Indirect Costs**

	Indirect Cost Charges	(14,293.4)	-	-	-
<b>Expenditure Category Total:</b>		<b>(14,293.4)</b>	-	-	-

**Fund Source**

**Appropriated Funds**

AA1000	General Fund (Appropriated)	-	-	-	-
DT2030	State Highway Fund (Appropriated)	(48,385.5)	-	-	-
<b>Appropriated Funds Total:</b>		<b>(48,385.5)</b>	-	-	-

## Program Expenditure Schedule

**Agency:** Department of Transportation

	FY 2023 Actuals	FY 2024 Expenditure Plan	FY 2025 Funding Issue	FY 2025 Total Request
--	--------------------	--------------------------------	-----------------------------	-----------------------------

**Program:** DTA-1-0 Administration

**Sub Program:** DTA-1-2 Transportation Support Services

**Non-Appropriated Funds**

AA1000	General Fund (Non-Appropriated)	-	-	-	-
DT2029	Regional Area Road Fund - Maricopa County (Non-Appropriated)	27,200.5	-	-	-
DT2030	State Highway Fund (Non-Appropriated)	4,512.0	-	-	-
DT2097	ADOT Federal Programs Fund (Non-Appropriated)	207.2	-	-	-
DT2463	Grant Anticipation Notes Fund (Non-Appropriated)	0.0	-	-	-
DT2985	ADOT Coronavirus State and Local Fiscal Recovery Fund (Non-Appropriated)	2,182.2	-	-	-
DT3701	Local Agency Deposits Fund (Non-Appropriated)	(9.7)	-	-	-
<b>Non-Appropriated Funds Total:</b>		<b>34,092.1</b>	-	-	-
<b>Fund Source Total:</b>		<b>(14,293.4)</b>	-	-	-

**Transfers-Out**

	Transfers Out – Not Subject to Cost Allocation	198,934.2	-	-	-
<b>Expenditure Category Total:</b>		<b>198,934.2</b>	-	-	-

**Fund Source**

**Appropriated Funds**

DT2030	State Highway Fund (Appropriated)	515.7	-	-	-
DT2609	Motor Vehicle Dealer Enforcement Fund (Appropriated)	0.0	-	-	-
<b>Appropriated Funds Total:</b>		<b>515.7</b>	-	-	-

**Non-Appropriated Funds**

DT2029	Regional Area Road Fund - Maricopa County (Non-Appropriated)	141,497.7	-	-	-
DT2030	State Highway Fund (Non-Appropriated)	26,903.4	-	-	-
DT2463	Grant Anticipation Notes Fund (Non-Appropriated)	29,985.3	-	-	-
DT5004	State Highway Fund Bonds Debt Service Fund (Non-Appropriated)	32.2	-	-	-
<b>Non-Appropriated Funds Total:</b>		<b>198,418.5</b>	-	-	-
<b>Fund Source Total:</b>		<b>198,934.2</b>	-	-	-

## Program Expenditure Schedule

**Agency:** Department of Transportation

	FY 2023 Actuals	FY 2024 Expenditure Plan	FY 2025 Funding Issue	FY 2025 Total Request
<b>Program:</b> DTA-1-0 Administration				
<b>Sub Program:</b> DTA-1-2 Transportation Support Services				
<b>Sub Program:</b> DTA-1-3 Arizona Highways Magazine				

**FTE**

FTE	21.0	21.0	-	21.0
<b>Expenditure Category Total:</b>	-	-	-	-

**Fund Source**

**Non-Appropriated Funds**

DT2030	State Highway Fund (Non-Appropriated)	4.0	4.0	-	4.0
DT2031	Arizona Highways Magazine Fund (Non-Appropriated)	17.0	17.0	-	17.0
	<b>Non-Appropriated Funds Total:</b>	<b>21.0</b>	<b>21.0</b>	<b>-</b>	<b>21.0</b>
	<b>Fund Source Total:</b>	<b>21.0</b>	<b>21.0</b>	<b>-</b>	<b>21.0</b>

**Personal Services**

Personal Services	1,293.9	1,996.5	-	1,996.5
<b>Expenditure Category Total:</b>	<b>1,293.9</b>	<b>1,996.5</b>	<b>-</b>	<b>1,996.5</b>

**Fund Source**

**Non-Appropriated Funds**

DT2030	State Highway Fund (Non-Appropriated)	-	566.7	-	566.7
DT2031	Arizona Highways Magazine Fund (Non-Appropriated)	1,293.9	1,429.8	-	1,429.8
	<b>Non-Appropriated Funds Total:</b>	<b>1,293.9</b>	<b>1,996.5</b>	<b>-</b>	<b>1,996.5</b>
	<b>Fund Source Total:</b>	<b>1,293.9</b>	<b>1,996.5</b>	<b>-</b>	<b>1,996.5</b>

**Employee Related Expenditures**

Employee Related Expenses	-	741.6	-	741.6
FICA Taxes	96.2	-	-	-
Medical Insurance	214.5	-	-	-
Basic Life	0.1	-	-	-
Long-Term Disability (ASRS)	1.7	-	-	-
Dental Insurance	1.6	-	-	-
Workers' Compensation	15.5	-	-	-
Arizona State Retirement System	145.6	-	-	-

## Program Expenditure Schedule

**Agency:** Department of Transportation

	FY 2023 Actuals	FY 2024 Expenditure Plan	FY 2025 Funding Issue	FY 2025 Total Request
--	--------------------	--------------------------------	-----------------------------	-----------------------------

**Program:** DTA-1-0 Administration

**Sub Program:** DTA-1-3 Arizona Highways Magazine

Alternate Retirement Contributions – Contracted Retirees	0.4	-	-	-
Personnel Board Pro-Rata Charges	11.1	-	-	-
Information Technology Pro Rata Charge	7.4	-	-	-
Accumulated Sick Leave Fund Charge	5.2	-	-	-
<b>Expenditure Category Total:</b>	<b>499.3</b>	<b>741.6</b>	-	<b>741.6</b>

### Fund Source

#### Non-Appropriated Funds

DT2030 State Highway Fund (Non-Appropriated)	-	220.7	-	220.7
DT2031 Arizona Highways Magazine Fund (Non-Appropriated)	499.3	520.9	-	520.9
<b>Non-Appropriated Funds Total:</b>	<b>499.3</b>	<b>741.6</b>	-	<b>741.6</b>
<b>Fund Source Total:</b>	<b>499.3</b>	<b>741.6</b>	-	<b>741.6</b>

### Professional & Outside Services

Professional and Outside Services	-	983.9	-	983.9
Other External Financial Services	-	-	-	-
External Legal Services	1.9	-	-	-
Temporary Agency Services	10.6	-	-	-
Other Professional & Outside Services	339.4	-	-	-
<b>Expenditure Category Total:</b>	<b>351.8</b>	<b>983.9</b>	-	<b>983.9</b>

### Fund Source

#### Non-Appropriated Funds

DT2030 State Highway Fund (Non-Appropriated)	-	45.9	-	45.9
DT2031 Arizona Highways Magazine Fund (Non-Appropriated)	351.8	938.0	-	938.0
<b>Non-Appropriated Funds Total:</b>	<b>351.8</b>	<b>983.9</b>	-	<b>983.9</b>
<b>Fund Source Total:</b>	<b>351.8</b>	<b>983.9</b>	-	<b>983.9</b>

### Travel In-State

Travel In-State	-	4.0	-	4.0
Lodging	0.2	-	-	-
Meals with Overnight Stay	0.1	-	-	-



## Program Expenditure Schedule

**Agency:** Department of Transportation

	FY 2023 Actuals	FY 2024 Expenditure Plan	FY 2025 Funding Issue	FY 2025 Total Request
<b>Program:</b> DTA-1-0 Administration				
<b>Sub Program:</b> DTA-1-3 Arizona Highways Magazine				
Meals without Overnight Stay	0.2	-	-	-
Other Miscellaneous In- State Travel	0.0	-	-	-
<b>Expenditure Category Total:</b>	<b>0.5</b>	<b>4.0</b>	-	<b>4.0</b>

### Fund Source

#### Non-Appropriated Funds

DT2030	State Highway Fund (Non-Appropriated)	-	2.0	-	2.0
DT2031	Arizona Highways Magazine Fund (Non-Appropriated)	0.5	2.0	-	2.0
<b>Non-Appropriated Funds Total:</b>		<b>0.5</b>	<b>4.0</b>	-	<b>4.0</b>
<b>Fund Source Total:</b>		<b>0.5</b>	<b>4.0</b>	-	<b>4.0</b>

### Travel Out-Of-State

Travel Out of State	-	12.5	-	12.5
Airfare and Other Common Carrier Charges	2.1	-	-	-
Lodging Out-of-State	2.0	-	-	-
Meals with Overnight Stay	0.1	-	-	-
Meals without Overnight Stay	0.0	-	-	-
Other Miscellaneous Out-of- State Travel	0.1	-	-	-
<b>Expenditure Category Total:</b>	<b>4.4</b>	<b>12.5</b>	-	<b>12.5</b>

### Fund Source

#### Non-Appropriated Funds

DT2031	Arizona Highways Magazine Fund (Non-Appropriated)	4.4	12.5	-	12.5
<b>Non-Appropriated Funds Total:</b>		<b>4.4</b>	<b>12.5</b>	-	<b>12.5</b>
<b>Fund Source Total:</b>		<b>4.4</b>	<b>12.5</b>	-	<b>12.5</b>

### Other Operating Expenditures

Other Operating Expenses	-	4,886.2	-	4,886.2
External Programming and System Development Costs	13.0	-	-	-
External Telecommunications Charges	3.6	-	-	-
Rental of Other Machinery & Equipment	1.4	-	-	-
Miscellaneous Rent	1.7	-	-	-

## Program Expenditure Schedule

**Agency:** Department of Transportation

	FY 2023 Actuals	FY 2024 Expenditure Plan	FY 2025 Funding Issue	FY 2025 Total Request
<b>Program:</b> DTA-1-0 Administration				

**Sub Program:** DTA-1-3 Arizona Highways Magazine

Repair & Maintenance - Buildings	2.0	-	-	-
Repair & Maintenance - Other Equipment	1.6	-	-	-
Software Support, Maintenance Short-term Licensing	7.8	-	-	-
Uniforms	0.0	-	-	-
Office Supplies	3.5	-	-	-
Computer Supplies	1.8	-	-	-
Publications	1,213.5	-	-	-
Other Resale Supplies	587.5	-	-	-
Conference Registration / Attendance Fees	3.5	-	-	-
Advertising	15.1	-	-	-
External Printing	257.9	-	-	-
Postage & Delivery	964.1	-	-	-
Entertainment & Promotional Items	6.4	-	-	-
Dues	7.3	-	-	-
Books, Subscriptions & Publications	0.1	-	-	-
Bad Debt Expense	20.6	-	-	-
Other Miscellaneous Operating	24.9	-	-	-
<b>Expenditure Category Total:</b>	<b>3,137.7</b>	<b>4,886.2</b>	-	<b>4,886.2</b>

### Fund Source

**Non-Appropriated Funds**

DT2030 State Highway Fund (Non-Appropriated)	-	1,973.6	-	1,973.6
DT2031 Arizona Highways Magazine Fund (Non-Appropriated)	3,137.7	2,912.6	-	2,912.6
<b>Non-Appropriated Funds Total:</b>	<b>3,137.7</b>	<b>4,886.2</b>	-	<b>4,886.2</b>
<b>Fund Source Total:</b>	<b>3,137.7</b>	<b>4,886.2</b>	-	<b>4,886.2</b>

### Non-Capital Equipment

Non-Capital Resources	-	14.5	-	14.5
Computer Equipment – Non- Capitalized Purchases	3.1	-	-	-
Other Equipment - Non- Capital Purchase	3.5	-	-	-
Purchased or licensed software / website	0.1	-	-	-
<b>Expenditure Category Total:</b>	<b>6.7</b>	<b>14.5</b>	-	<b>14.5</b>

## Program Expenditure Schedule

**Agency:** Department of Transportation

	FY 2023 Actuals	FY 2024 Expenditure Plan	FY 2025 Funding Issue	FY 2025 Total Request
--	--------------------	--------------------------------	-----------------------------	-----------------------------

**Program:** DTA-1-0 Administration

**Sub Program:** DTA-1-3 Arizona Highways Magazine

**Fund Source**

**Non-Appropriated Funds**

DT2031	Arizona Highways Magazine Fund (Non-Appropriated)	6.7	14.5	-	14.5
<b>Non-Appropriated Funds Total:</b>		6.7	14.5	-	14.5
<b>Fund Source Total:</b>		6.7	14.5	-	14.5

**Sub Program:** DTA-1-4 SLI Attorney General Legal Services

**Professional & Outside Services**

	Professional and Outside Services	-	3,623.7	-	3,623.7
	Attorney General Legal Services	3,623.7	-	-	-
<b>Expenditure Category Total:</b>		3,623.7	3,623.7	-	3,623.7

**Fund Source**

**Appropriated Funds**

DT2030	State Highway Fund (Appropriated)	3,623.7	3,623.7	-	3,623.7
<b>Appropriated Funds Total:</b>		3,623.7	3,623.7	-	3,623.7
<b>Fund Source Total:</b>		3,623.7	3,623.7	-	3,623.7

**Sub Program:** DTA-1-9 SLI ADOT Fleet Replacement

**Other Operating Expenditures**

	All Other Interest Payments	181.1	-	-	-
	Repair & Maintenance - Vehicles	0.1	-	-	-
	Automotive Lubricants & Supplies	9.1	-	-	-
	Other Miscellaneous Operating	9.0	-	-	-
<b>Expenditure Category Total:</b>		199.1	-	-	-

**Fund Source**

**Appropriated Funds**

## Program Expenditure Schedule

**Agency:** Department of Transportation

	FY 2023 Actuals	FY 2024 Expenditure Plan	FY 2025 Funding Issue	FY 2025 Total Request
<b>Program: DTA-1-0 Administration</b>				
<b>Sub Program: DTA-1-9 SLI ADOT Fleet Replacement</b>				
DT2030 State Highway Fund (Appropriated)	199.1	-	-	-
<b>Appropriated Funds Total:</b>	<b>199.1</b>	-	-	-
<b>Fund Source Total:</b>	<b>199.1</b>	-	-	-

**Capital Equipment**

Capital Equipment	-	22,400.0	-	22,400.0
Vehicles – Capital Purchase	8,397.6	-	-	-
Other Equipment - Capital Leases	8,204.3	-	-	-
<b>Expenditure Category Total:</b>	<b>16,601.9</b>	<b>22,400.0</b>	-	<b>22,400.0</b>

**Fund Source**

**Appropriated Funds**

DT2030 State Highway Fund (Appropriated)	16,601.9	22,400.0	-	22,400.0
<b>Appropriated Funds Total:</b>	<b>16,601.9</b>	<b>22,400.0</b>	-	<b>22,400.0</b>
<b>Fund Source Total:</b>	<b>16,601.9</b>	<b>22,400.0</b>	-	<b>22,400.0</b>

**Non-Capital Equipment**

Vehicles - Non-Capital Purchase	3.2	-	-	-
Telecommunications Equipment - Non-Capital Purchase	1.3	-	-	-
Other Equipment - Non- Capital Purchase	12.4	-	-	-
<b>Expenditure Category Total:</b>	<b>16.9</b>	-	-	-

**Fund Source**

**Appropriated Funds**

DT2030 State Highway Fund (Appropriated)	16.9	-	-	-
<b>Appropriated Funds Total:</b>	<b>16.9</b>	-	-	-
<b>Fund Source Total:</b>	<b>16.9</b>	-	-	-

**Sub Program: DTA-1-11 SLI Radio Replacement Lifecycle**

**Capital Equipment**

Capital Equipment	-	1,656.1	-	1,656.1
-------------------	---	---------	---	---------

## Program Expenditure Schedule

**Agency:** Department of Transportation

	FY 2023 Actuals	FY 2024 Expenditure Plan	FY 2025 Funding Issue	FY 2025 Total Request
<b>Program:</b> DTA-1-0 Administration				
<b>Sub Program:</b> DTA-1-11 SLI Radio Replacement Lifecycle				

<b>Expenditure Category Total:</b>	-	1,656.1	-	1,656.1
------------------------------------	---	---------	---	---------

### Fund Source

#### Appropriated Funds

DT2030 State Highway Fund (Appropriated)	-	1,656.1	-	1,656.1
<b>Appropriated Funds Total:</b>	-	1,656.1	-	1,656.1
<b>Fund Source Total:</b>	-	1,656.1	-	1,656.1

### Sub Program: DTA-1-12 SLI Spaying and Neutering of Animals Fund Deposit

#### Aid To Organizations & Individuals

Aid to Organizations and Individuals	-	-	(550.0)	(550.0)
<b>Expenditure Category Total:</b>	-	-	(550.0)	(550.0)

### Fund Source

#### Appropriated Funds

AA1000 General Fund (Appropriated)	-	-	(550.0)	(550.0)
<b>Appropriated Funds Total:</b>	-	-	(550.0)	(550.0)
<b>Fund Source Total:</b>	-	-	(550.0)	(550.0)

### Transfers-Out

Transfers	-	550.0	-	550.0
<b>Expenditure Category Total:</b>	-	550.0	-	550.0

### Fund Source

#### Appropriated Funds

AA1000 General Fund (Appropriated)	-	550.0	-	550.0
<b>Appropriated Funds Total:</b>	-	550.0	-	550.0
<b>Fund Source Total:</b>	-	550.0	-	550.0

## Program Expenditure Schedule

**Agency:** Department of Transportation

	FY 2023 Actuals	FY 2024 Expenditure Plan	FY 2025 Funding Issue	FY 2025 Total Request
--	--------------------	--------------------------------	-----------------------------	-----------------------------

**Program:** DTA-2-0 Intermodal Transportation

**FTE**

FTE	1,885.0	1,950.0	25.0	1,975.0
<b>Expenditure Category Total:</b>	-	-	-	-

**Fund Source**

**Appropriated Funds**

DT2005 State Aviation Fund (Appropriated)	5.0	10.0	-	10.0
DT2030 State Highway Fund (Appropriated)	1,687.0	1,757.0	-	1,757.0
DT2071 ADOT Fleet Operations Fund (Appropriated)	183.0	183.0	25.0	208.0
<b>Appropriated Funds Total:</b>	<b>1,875.0</b>	<b>1,950.0</b>	<b>25.0</b>	<b>1,975.0</b>

**Non-Appropriated Funds**

DT2097 ADOT Federal Programs Fund (Non-Appropriated)	10.0	-	-	-
<b>Non-Appropriated Funds Total:</b>	<b>10.0</b>	<b>-</b>	<b>-</b>	<b>-</b>
<b>Fund Source Total:</b>	<b>1,885.0</b>	<b>1,950.0</b>	<b>25.0</b>	<b>1,975.0</b>

**Personal Services**

Personal Services	126,919.5	99,139.3	1,302.7	100,442.0
<b>Expenditure Category Total:</b>	<b>126,919.5</b>	<b>99,139.3</b>	<b>1,302.7</b>	<b>100,442.0</b>

**Fund Source**

**Appropriated Funds**

AA1000 General Fund (Appropriated)	-	-	-	-
DT2005 State Aviation Fund (Appropriated)	233.5	408.2	-	408.2
DT2030 State Highway Fund (Appropriated)	89,013.3	87,854.2	-	87,854.2
DT2071 ADOT Fleet Operations Fund (Appropriated)	10,568.8	10,388.6	1,302.7	11,691.3
DT2226 Air Quality Fund (Appropriated)	42.6	488.3	-	488.3
<b>Appropriated Funds Total:</b>	<b>99,858.2</b>	<b>99,139.3</b>	<b>1,302.7</b>	<b>100,442.0</b>

## Program Expenditure Schedule

<b>Agency:</b>	<b>Department of Transportation</b>
----------------	-------------------------------------

	FY 2023 Actuals	FY 2024 Expenditure Plan	FY 2025 Funding Issue	FY 2025 Total Request
<b>Program: DTA-2-0 Intermodal Transportation</b>				
<b>Non-Appropriated Funds</b>				
AA1000 General Fund (Non-Appropriated)	-	-	-	-
DT2029 Regional Area Road Fund - Maricopa County (Non-Appropriated)	5,933.9	-	-	-
DT2030 State Highway Fund (Non-Appropriated)	18,461.3	-	-	-
DT2097 ADOT Federal Programs Fund (Non-Appropriated)	805.0	-	-	-
DT2463 Grant Anticipation Notes Fund (Non-Appropriated)	0.2	-	-	-
DT2985 ADOT Coronavirus State and Local Fiscal Recovery Fund (Non-Appropriated)	522.5	-	-	-
DT3701 Local Agency Deposits Fund (Non-Appropriated)	1,338.7	-	-	-
DT5004 State Highway Fund Bonds Debt Service Fund (Non-Appropriated)	(0.7)	-	-	-
DT9901 State Match Advantage for Rural Transportation (SMART) Fund (Non-Appropriated)	0.3	-	-	-
<b>Non-Appropriated Funds Total:</b>	<b>27,061.3</b>	<b>-</b>	<b>-</b>	<b>-</b>
<b>Fund Source Total:</b>	<b>126,919.5</b>	<b>99,139.3</b>	<b>1,302.7</b>	<b>100,442.0</b>

<b>Employee Related Expenditures</b>
--------------------------------------

Employee Related Expenses	-	44,738.5	694.9	45,433.4
FICA Taxes	9,331.3	-	-	-
Medical Insurance	25,836.8	-	-	-
Basic Life	13.4	-	-	-
Long-Term Disability (Non- ASRS)	0.1	-	-	-
Long-Term Disability (ASRS)	165.3	-	-	-
Unemployment Compensation & Other State' Taxes	17.8	-	-	-
Dental Insurance	184.5	-	-	-
Workers' Compensation	1,505.3	-	-	-
Elected Officials Defined Benefit Plan	33.1	-	-	-
Corrections Officers Defined Benefit Plan	8.2	-	-	-
Employer Annuity Retirement Plan	2.6	-	-	-
Arizona State Retirement System	14,204.3	-	-	-
Alternate Retirement Contributions – Contracted Retirees	1.3	-	-	-

## Program Expenditure Schedule

**Agency:** Department of Transportation

	FY 2023 Actuals	FY 2024 Expenditure Plan	FY 2025 Funding Issue	FY 2025 Total Request
<b>Program: DTA-2-0 Intermodal Transportation</b>				
Alternate Retirement Contributions – Reemployed Retirees	243.8	-	-	-
Personnel Board Pro-Rata Charges	1,091.4	-	-	-
Information Technology Pro Rata Charge	723.6	-	-	-
Accumulated Sick Leave Fund Charge	507.2	-	-	-
Other Employee Related Expenditures	1.9	-	-	-
<b>Expenditure Category Total:</b>	<b>53,872.0</b>	<b>44,738.5</b>	<b>694.9</b>	<b>45,433.4</b>

### Fund Source

#### Appropriated Funds

AA1000	General Fund (Appropriated)	-	-	-	-
DT2005	State Aviation Fund (Appropriated)	87.8	173.4	-	173.4
DT2030	State Highway Fund (Appropriated)	37,970.0	39,563.0	-	39,563.0
DT2071	ADOT Fleet Operations Fund (Appropriated)	4,909.6	4,827.5	694.9	5,522.4
DT2226	Air Quality Fund (Appropriated)	16.6	174.6	-	174.6
<b>Appropriated Funds Total:</b>		<b>42,983.9</b>	<b>44,738.5</b>	<b>694.9</b>	<b>45,433.4</b>

#### Non-Appropriated Funds

AA1000	General Fund (Non-Appropriated)	-	-	-	-
DT2029	Regional Area Road Fund - Maricopa County (Non-Appropriated)	2,400.8	-	-	-
DT2030	State Highway Fund (Non-Appropriated)	7,519.5	-	-	-
DT2097	ADOT Federal Programs Fund (Non-Appropriated)	307.7	-	-	-
DT2463	Grant Anticipation Notes Fund (Non-Appropriated)	0.1	-	-	-
DT2985	ADOT Coronavirus State and Local Fiscal Recovery Fund (Non-Appropriated)	104.9	-	-	-
DT3701	Local Agency Deposits Fund (Non-Appropriated)	555.1	-	-	-
DT5004	State Highway Fund Bonds Debt Service Fund (Non-Appropriated)	(0.0)	-	-	-
DT9901	State Match Advantage for Rural Transportation (SMART) Fund (Non-Appropriated)	0.1	-	-	-
<b>Non-Appropriated Funds Total:</b>		<b>10,888.0</b>	<b>-</b>	<b>-</b>	<b>-</b>
<b>Fund Source Total:</b>		<b>53,872.0</b>	<b>44,738.5</b>	<b>694.9</b>	<b>45,433.4</b>

### Professional & Outside Services



## Program Expenditure Schedule

**Agency:** Department of Transportation

	FY 2023 Actuals	FY 2024 Expenditure Plan	FY 2025 Funding Issue	FY 2025 Total Request
<b>Program: DTA-2-0 Intermodal Transportation</b>				
Professional and Outside Services	-	5,404.8	485.0	5,889.8
External Legal Services	531.5	-	-	-
External Engineering and Architectural Costs to be Expensed	71,782.8	-	-	-
External Engineering and Architectural Costs to be Capitalized	37,253.2	-	-	-
Other Design	0.3	-	-	-
Temporary Agency Services	666.4	-	-	-
Other Medical Services	50.0	-	-	-
Education & Training	661.1	-	-	-
Vendor Travel – Tax Reportable	21.5	-	-	-
Other Professional & Outside Services	14,402.6	-	-	-
<b>Expenditure Category Total:</b>	<b>125,369.4</b>	<b>5,404.8</b>	<b>485.0</b>	<b>5,889.8</b>

**Fund Source**

**Appropriated Funds**

AA1000	General Fund (Appropriated)	-	-	-	-
DT2005	State Aviation Fund (Appropriated)	-	-	-	-
DT2030	State Highway Fund (Appropriated)	2,213.1	5,404.8	735.0	6,139.8
DT2071	ADOT Fleet Operations Fund (Appropriated)	268.5	-	-	-
DT2226	Air Quality Fund (Appropriated)	22.3	-	(250.0)	(250.0)
<b>Appropriated Funds Total:</b>		<b>2,503.9</b>	<b>5,404.8</b>	<b>485.0</b>	<b>5,889.8</b>

## Program Expenditure Schedule

**Agency:** Department of Transportation

	FY 2023 Actuals	FY 2024 Expenditure Plan	FY 2025 Funding Issue	FY 2025 Total Request
<b>Program: DTA-2-0 Intermodal Transportation</b>				
<b>Non-Appropriated Funds</b>				
AA1000 General Fund (Non-Appropriated)	-	-	-	-
DT2005 State Aviation Fund (Non-Appropriated)	384.2	-	-	-
DT2029 Regional Area Road Fund - Maricopa County (Non-Appropriated)	45,112.4	-	-	-
DT2030 State Highway Fund (Non-Appropriated)	61,194.8	-	-	-
DT2097 ADOT Federal Programs Fund (Non-Appropriated)	373.9	-	-	-
DT2463 Grant Anticipation Notes Fund (Non-Appropriated)	0.3	-	-	-
DT2500 IGA and ISA Fund (Non-Appropriated)	0.8	-	-	-
DT2985 ADOT Coronavirus State and Local Fiscal Recovery Fund (Non-Appropriated)	1,347.1	-	-	-
DT3701 Local Agency Deposits Fund (Non-Appropriated)	14,450.0	-	-	-
DT5004 State Highway Fund Bonds Debt Service Fund (Non-Appropriated)	1.9	-	-	-
<b>Non-Appropriated Funds Total:</b>	<b>122,865.5</b>	<b>-</b>	<b>-</b>	<b>-</b>
<b>Fund Source Total:</b>	<b>125,369.4</b>	<b>5,404.8</b>	<b>485.0</b>	<b>5,889.8</b>

### Travel In-State

Travel In-State	-	511.0	-	511.0
Mileage - Private Vehicle	5.4	-	-	-
Car Rental In-State	1.5	-	-	-
Lodging	832.7	-	-	-
Meals with Overnight Stay	211.6	-	-	-
Meals without Overnight Stay	18.2	-	-	-
Other Miscellaneous In- State Travel	4.3	-	-	-
<b>Expenditure Category Total:</b>	<b>1,073.7</b>	<b>511.0</b>	<b>-</b>	<b>511.0</b>

### Fund Source

<b>Appropriated Funds</b>				
AA1000 General Fund (Appropriated)	-	-	-	-
DT2005 State Aviation Fund (Appropriated)	0.4	0.5	-	0.5
DT2030 State Highway Fund (Appropriated)	660.8	510.0	-	510.0
DT2071 ADOT Fleet Operations Fund (Appropriated)	64.4	-	-	-
DT2226 Air Quality Fund (Appropriated)	-	0.5	-	0.5

## Program Expenditure Schedule

**Agency:** Department of Transportation

	FY 2023 Actuals	FY 2024 Expenditure Plan	FY 2025 Funding Issue	FY 2025 Total Request
<b>Program: DTA-2-0 Intermodal Transportation</b>				
<b>Appropriated Funds Total:</b>	725.6	511.0	-	511.0
<b>Non-Appropriated Funds</b>				
AA1000 General Fund (Non-Appropriated)	-	-	-	-
DT2005 State Aviation Fund (Non-Appropriated)	-	-	-	-
DT2029 Regional Area Road Fund - Maricopa County (Non-Appropriated)	0.4	-	-	-
DT2030 State Highway Fund (Non-Appropriated)	343.0	-	-	-
DT2985 ADOT Coronavirus State and Local Fiscal Recovery Fund (Non-Appropriated)	2.2	-	-	-
DT3701 Local Agency Deposits Fund (Non-Appropriated)	2.4	-	-	-
<b>Non-Appropriated Funds Total:</b>	348.1	-	-	-
<b>Fund Source Total:</b>	1,073.7	511.0	-	511.0

**Travel Out-Of-State**

Travel Out of State	-	44.0	-	44.0
Airfare and Other Common Carrier Charges	50.5	-	-	-
Airfare Out-of-Country	0.7	-	-	-
Car Rental Out-of-State	0.9	-	-	-
Lodging Out-of-State	53.1	-	-	-
Lodging Out-of-Country	0.1	-	-	-
Meals with Overnight Stay	9.8	-	-	-
Meals without Overnight Stay	1.2	-	-	-
Other Miscellaneous Out-of- State Travel	7.3	-	-	-
<b>Expenditure Category Total:</b>	123.5	44.0	-	44.0

**Fund Source**

<b>Appropriated Funds</b>				
DT2005 State Aviation Fund (Appropriated)	1.8	1.0	-	1.0
DT2030 State Highway Fund (Appropriated)	74.5	42.0	-	42.0
DT2226 Air Quality Fund (Appropriated)	0.7	1.0	-	1.0
<b>Appropriated Funds Total:</b>	77.1	44.0	-	44.0

## Program Expenditure Schedule

**Agency:** Department of Transportation

	FY 2023 Actuals	FY 2024 Expenditure Plan	FY 2025 Funding Issue	FY 2025 Total Request
<b>Program: DTA-2-0 Intermodal Transportation</b>				
<b>Non-Appropriated Funds</b>				
DT2030 State Highway Fund (Non-Appropriated)	40.7	-	-	-
DT2097 ADOT Federal Programs Fund (Non-Appropriated)	5.8	-	-	-
<b>Non-Appropriated Funds Total:</b>	<b>46.4</b>	<b>-</b>	<b>-</b>	<b>-</b>
<b>Fund Source Total:</b>	<b>123.5</b>	<b>44.0</b>	<b>-</b>	<b>44.0</b>

**Food**

Food	3.6	-	-	-
<b>Expenditure Category Total:</b>	<b>3.6</b>	<b>-</b>	<b>-</b>	<b>-</b>

**Fund Source**

**Appropriated Funds**

DT2030 State Highway Fund (Appropriated)	3.6	-	-	-
<b>Appropriated Funds Total:</b>	<b>3.6</b>	<b>-</b>	<b>-</b>	<b>-</b>
<b>Fund Source Total:</b>	<b>3.6</b>	<b>-</b>	<b>-</b>	<b>-</b>

**Aid To Organizations & Individuals**

Aid to Organizations and Individuals	-	1,000.0	-	1,000.0
Aid to Counties	65.9	-	-	-
Aid to Municipalities	6,764.6	-	-	-
Aid to Other Governments	27,436.8	-	-	-
Aid to Other Organizations	10,739.7	-	-	-
<b>Expenditure Category Total:</b>	<b>45,007.1</b>	<b>1,000.0</b>	<b>-</b>	<b>1,000.0</b>

**Fund Source**

**Appropriated Funds**

DT2005 State Aviation Fund (Appropriated)	-	-	-	-
DT2030 State Highway Fund (Appropriated)	12.8	-	-	-
<b>Appropriated Funds Total:</b>	<b>12.8</b>	<b>-</b>	<b>-</b>	<b>-</b>

## Program Expenditure Schedule

<b>Agency:</b>	<b>Department of Transportation</b>
----------------	-------------------------------------

	FY 2023 Actuals	FY 2024 Expenditure Plan	FY 2025 Funding Issue	FY 2025 Total Request
<b>Program: DTA-2-0 Intermodal Transportation</b>				
<b>Non-Appropriated Funds</b>				
DT2005 State Aviation Fund (Non-Appropriated)	-	-	-	-
DT2029 Regional Area Road Fund - Maricopa County (Non-Appropriated)	300.0	-	-	-
DT2030 State Highway Fund (Non-Appropriated)	111.2	-	-	-
DT2097 ADOT Federal Programs Fund (Non-Appropriated)	17,801.1	-	-	-
DT2244 Economic Strength Project Fund (Non-Appropriated)	498.7	1,000.0	-	1,000.0
DT3701 Local Agency Deposits Fund (Non-Appropriated)	26,283.3	-	-	-
<b>Non-Appropriated Funds Total:</b>	<b>44,994.3</b>	<b>1,000.0</b>	<b>-</b>	<b>1,000.0</b>
<b>Fund Source Total:</b>	<b>45,007.1</b>	<b>1,000.0</b>	<b>-</b>	<b>1,000.0</b>

<b>Other Operating Expenditures</b>
-------------------------------------

Other Operating Expenses	-	155,763.7	35,367.6	191,131.3
External Programming and System Development Costs	1,364.1	-	-	-
Charges Imposed Related to AFIS.	51.6	-	-	-
External Telecommunications Charges	2,078.8	-	-	-
Electricity	7,031.6	-	-	-
Sanitation Waste Disposal	674.8	-	-	-
Water	497.0	-	-	-
Gas & Fuel Oil for Buildings	311.0	-	-	-
Other Utilities	0.2	-	-	-
Rental of Land & Buildings	172.9	-	-	-
Rental of Other Machinery & Equipment	21,592.8	-	-	-
Miscellaneous Rent	288.1	-	-	-
Late Charges on Overdue Payments	9.3	-	-	-
Other Internal Services	0.4	-	-	-
Repair & Maintenance - Buildings	1,173.6	-	-	-
Repair & Maintenance - Vehicles	5,574.8	-	-	-
Repair & Maintenance - Other Equipment	174.3	-	-	-
Repair & Maintenance - Other	85,673.8	-	-	-
Software Support, Maintenance Short-term Licensing	(3,019.1)	-	-	-
Uniforms	864.9	-	-	-

## Program Expenditure Schedule

<b>Agency:</b>	<b>Department of Transportation</b>
----------------	-------------------------------------

	FY 2023 Actuals	FY 2024 Expenditure Plan	FY 2025 Funding Issue	FY 2025 Total Request
<b>Program: DTA-2-0 Intermodal Transportation</b>				
Security Supplies	0.1	-	-	-
Office Supplies	335.3	-	-	-
Computer Supplies	74.7	-	-	-
Housekeeping Supplies	64.2	-	-	-
Drugs & Medicine Supplies	0.0	-	-	-
Medical and Dental Supplies	73.9	-	-	-
Automotive and Transportation Fuels	7,240.5	-	-	-
Automotive Lubricants & Supplies	4,322.6	-	-	-
Repair & Maintenance Supplies - Neither Automotive Nor Related to Buildings	30,155.8	-	-	-
Repair & Maintenance Supplies - Related to Buildings	59.0	-	-	-
Other Operating Supplies	1,675.8	-	-	-
Employee Tuition Reimbursement	13.2	-	-	-
Conference Registration / Attendance Fees	174.1	-	-	-
Other Education & Training Costs	41.3	-	-	-
Advertising	21.1	-	-	-
External Printing	51.1	-	-	-
Postage & Delivery	68.7	-	-	-
Document Shredding and Destruction Services	1.7	-	-	-
Translation and sign language services	0.8	-	-	-
Awards	29.1	-	-	-
Entertainment & Promotional Items	0.5	-	-	-
Dues	289.5	-	-	-
Books, Subscriptions & Publications	43.9	-	-	-
Costs for Digital Imaging or Producing Microfilm & Microfiche	27.1	-	-	-
Payments for Contracted State Inmate Labor	275.2	-	-	-
Payments to State Inmates	1.5	-	-	-
Fingerprinting, Background Checks, Etc.	0.2	-	-	-
Other Miscellaneous Operating	488.3	-	-	-
<b>Expenditure Category Total:</b>	<b>170,044.0</b>	<b>155,763.7</b>	<b>35,367.6</b>	<b>191,131.3</b>

<b>Fund Source</b>
<b>Appropriated Funds</b>

## Program Expenditure Schedule

**Agency:** Department of Transportation

		FY 2023 Actuals	FY 2024 Expenditure Plan	FY 2025 Funding Issue	FY 2025 Total Request
<b>Program: DTA-2-0 Intermodal Transportation</b>					
DT2005	State Aviation Fund (Appropriated)	2.5	21.7	-	21.7
DT2030	State Highway Fund (Appropriated)	131,104.0	137,310.6	33,357.3	170,667.9
DT2044	Highway Damage Recovery Account Fund (Appropriated)	7,987.8	8,000.8	-	8,000.8
DT2071	ADOT Fleet Operations Fund (Appropriated)	5,067.9	9,992.9	2,010.3	12,003.2
DT2226	Air Quality Fund (Appropriated)	1.3	387.7	-	387.7
<b>Appropriated Funds Total:</b>		<b>144,163.5</b>	<b>155,713.7</b>	<b>35,367.6</b>	<b>191,081.3</b>
<b>Non-Appropriated Funds</b>					
AA1000	General Fund (Non-Appropriated)	-	-	-	-
DT2005	State Aviation Fund (Non-Appropriated)	-	-	-	-
DT2029	Regional Area Road Fund - Maricopa County (Non-Appropriated)	16,013.6	-	-	-
DT2030	State Highway Fund (Non-Appropriated)	8,518.9	50.0	-	50.0
DT2097	ADOT Federal Programs Fund (Non-Appropriated)	152.6	-	-	-
DT2985	ADOT Coronavirus State and Local Fiscal Recovery Fund (Non-Appropriated)	41.5	-	-	-
DT3701	Local Agency Deposits Fund (Non-Appropriated)	1,154.7	-	-	-
DT3737	Rental Tax and Bond Deposit Fund (Non-Appropriated)	(0.9)	-	-	-
<b>Non-Appropriated Funds Total:</b>		<b>25,880.5</b>	<b>50.0</b>	<b>-</b>	<b>50.0</b>
<b>Fund Source Total:</b>		<b>170,044.0</b>	<b>155,763.7</b>	<b>35,367.6</b>	<b>191,131.3</b>

### Capital Outlay

Land & Site Preparation Capital Purchases	80,450.6	-	-	-
Buildings & Building Improvements Capital Purchases	15.6	-	-	-
Infrastructure Capital Purchase - To Be Depreciated	802,957.1	-	-	-
Other Improvements - Acquired by Purchase	16,068.6	-	-	-
<b>Expenditure Category Total:</b>	<b>899,491.9</b>	<b>-</b>	<b>-</b>	<b>-</b>

### Fund Source

#### Appropriated Funds

AA1000	General Fund (Appropriated)	-	-	-	-
DT2030	State Highway Fund (Appropriated)	76.4	-	-	-

## Program Expenditure Schedule

**Agency:** Department of Transportation

		FY 2023 Actuals	FY 2024 Expenditure Plan	FY 2025 Funding Issue	FY 2025 Total Request
<b>Program: DTA-2-0 Intermodal Transportation</b>					
DT2044	Highway Damage Recovery Account Fund (Appropriated)	0.8	-	-	-
DT2071	ADOT Fleet Operations Fund (Appropriated)	0.2	-	-	-
<b>Appropriated Funds Total:</b>		<b>77.5</b>	-	-	-
<b>Non-Appropriated Funds</b>					
AA1000	General Fund (Non-Appropriated)	-	-	-	-
DT2029	Regional Area Road Fund - Maricopa County (Non-Appropriated)	444,643.4	-	-	-
DT2030	State Highway Fund (Non-Appropriated)	371,210.2	-	-	-
DT2463	Grant Anticipation Notes Fund (Non-Appropriated)	3,481.5	-	-	-
DT2985	ADOT Coronavirus State and Local Fiscal Recovery Fund (Non-Appropriated)	19,500.1	-	-	-
DT3701	Local Agency Deposits Fund (Non-Appropriated)	67,776.2	-	-	-
DT5004	State Highway Fund Bonds Debt Service Fund (Non-Appropriated)	(2.6)	-	-	-
DT5008	Regional Area Road Fund Debt Service Fund (Non-Appropriated)	(7,194.4)	-	-	-
<b>Non-Appropriated Funds Total:</b>		<b>899,414.4</b>	-	-	-
<b>Fund Source Total:</b>		<b>899,491.9</b>	-	-	-

### Capital Equipment

Capital Equipment	-	1,962.0	-	1,962.0
Vehicles – Capital Purchase	963.2	-	-	-
Computer Equipment - Capitalized Purchase	12.3	-	-	-
Other Equipment - Capital Purchase	664.3	-	-	-
Other Equipment - Capital Leases	0.3	-	-	-
Purchased or licensed software / website	46.7	-	-	-
Development in Progress	0.6	-	-	-
<b>Expenditure Category Total:</b>	<b>1,687.3</b>	<b>1,962.0</b>	-	<b>1,962.0</b>

### Fund Source

#### Appropriated Funds

DT2030	State Highway Fund (Appropriated)	1,696.7	1,962.0	-	1,962.0
DT2071	ADOT Fleet Operations Fund (Appropriated)	(9.4)	-	-	-



## Program Expenditure Schedule

**Agency:** Department of Transportation

	FY 2023 Actuals	FY 2024 Expenditure Plan	FY 2025 Funding Issue	FY 2025 Total Request
<b>Program: DTA-2-0 Intermodal Transportation</b>				
Appropriated Funds Total:	1,687.3	1,962.0	-	1,962.0
<b>Fund Source Total:</b>	<b>1,687.3</b>	<b>1,962.0</b>	-	<b>1,962.0</b>

### Non-Capital Equipment

Non-Capital Resources	-	450.0	-	450.0
Vehicles - Non-Capital Purchase	53.6	-	-	-
Furniture - Non-Capital Purchase	44.1	-	-	-
Computer Equipment – Non- Capitalized Purchases	343.0	-	-	-
Computer Equipment – Non- Capitalized Lease Payments	0.2	-	-	-
Telecommunications Equipment - Non-Capital Purchase	21.2	-	-	-
Other Equipment - Non- Capital Purchase	597.5	-	-	-
Purchased or licensed software / website	129.7	-	-	-
Rights-of-way, easements, extraction rights	537.0	-	-	-
Other Intangible Assets – purchased, licensed or internally generated	1.4	-	-	-
<b>Expenditure Category Total:</b>	<b>1,727.7</b>	<b>450.0</b>	-	<b>450.0</b>

### Fund Source

#### Appropriated Funds

DT2030	State Highway Fund (Appropriated)	430.4	450.0	-	450.0
DT2071	ADOT Fleet Operations Fund (Appropriated)	94.3	-	-	-
<b>Appropriated Funds Total:</b>		<b>524.7</b>	<b>450.0</b>	-	<b>450.0</b>

#### Non-Appropriated Funds

AA1000	General Fund (Non-Appropriated)	-	-	-	-
DT2029	Regional Area Road Fund - Maricopa County (Non-Appropriated)	474.2	-	-	-
DT2030	State Highway Fund (Non-Appropriated)	316.3	-	-	-
DT2097	ADOT Federal Programs Fund (Non-Appropriated)	2.2	-	-	-
DT2985	ADOT Coronavirus State and Local Fiscal Recovery Fund (Non-Appropriated)	15.5	-	-	-
DT3701	Local Agency Deposits Fund (Non-Appropriated)	394.8	-	-	-
<b>Non-Appropriated Funds Total:</b>		<b>1,203.0</b>	-	-	-
<b>Fund Source Total:</b>		<b>1,727.7</b>	<b>450.0</b>	-	<b>450.0</b>

## Program Expenditure Schedule

**Agency:** Department of Transportation

	FY 2023 Actuals	FY 2024 Expenditure Plan	FY 2025 Funding Issue	FY 2025 Total Request
<b>Program:</b> DTA-2-0 Intermodal Transportation				

### Cost Allocation & Indirect Costs

Indirect Cost Charges	170.1	-	-	-
<b>Expenditure Category Total:</b>	<b>170.1</b>	-	-	-

### Fund Source

#### Appropriated Funds

DT2226 Air Quality Fund (Appropriated)	170.1	-	-	-
<b>Appropriated Funds Total:</b>	<b>170.1</b>	-	-	-
<b>Fund Source Total:</b>	<b>170.1</b>	-	-	-

### Transfers-Out

Transfers	-	75.0	-	75.0
Transfers Out – Not Subject to Cost Allocation	2,720.5	-	-	-
Federal Transfers Out	1,484.9	-	-	-
<b>Expenditure Category Total:</b>	<b>4,205.4</b>	<b>75.0</b>	-	<b>75.0</b>

### Fund Source

#### Appropriated Funds

DT2030 State Highway Fund (Appropriated)	240.0	-	-	-
DT2226 Air Quality Fund (Appropriated)	-	75.0	-	75.0
<b>Appropriated Funds Total:</b>	<b>240.0</b>	<b>75.0</b>	-	<b>75.0</b>

#### Non-Appropriated Funds

DT2030 State Highway Fund (Non-Appropriated)	3,962.7	-	-	-
DT3701 Local Agency Deposits Fund (Non-Appropriated)	2.8	-	-	-
<b>Non-Appropriated Funds Total:</b>	<b>3,965.4</b>	-	-	-
<b>Fund Source Total:</b>	<b>4,205.4</b>	<b>75.0</b>	-	<b>75.0</b>

**Sub Program:** DTA-2-1 SLI Highway Maintenance

### FTE

FTE	860.0	864.0	-	864.0
<b>Expenditure Category Total:</b>	-	-	-	-

### Fund Source

## Program Expenditure Schedule

**Agency:** Department of Transportation

	FY 2023 Actuals	FY 2024 Expenditure Plan	FY 2025 Funding Issue	FY 2025 Total Request
<b>Program: DTA-2-0 Intermodal Transportation</b>				
<b>Sub Program: DTA-2-1 SLI Highway Maintenance</b>				
<b>Appropriated Funds</b>				
DT2030 State Highway Fund (Appropriated)	860.0	864.0	-	864.0
<b>Appropriated Funds Total:</b>	<b>860.0</b>	<b>864.0</b>	<b>-</b>	<b>864.0</b>
<b>Fund Source Total:</b>	<b>860.0</b>	<b>864.0</b>	<b>-</b>	<b>864.0</b>

### Personal Services

Personal Services	51,693.0	48,434.5	-	48,434.5
<b>Expenditure Category Total:</b>	<b>51,693.0</b>	<b>48,434.5</b>	<b>-</b>	<b>48,434.5</b>

### Fund Source

<b>Appropriated Funds</b>				
DT2030 State Highway Fund (Appropriated)	51,003.7	48,434.5	-	48,434.5
<b>Appropriated Funds Total:</b>	<b>51,003.7</b>	<b>48,434.5</b>	<b>-</b>	<b>48,434.5</b>
<b>Non-Appropriated Funds</b>				
DT2029 Regional Area Road Fund - Maricopa County (Non-Appropriated)	569.1	-	-	-
DT2030 State Highway Fund (Non-Appropriated)	117.8	-	-	-
DT2985 ADOT Coronavirus State and Local Fiscal Recovery Fund (Non-Appropriated)	0.1	-	-	-
DT3701 Local Agency Deposits Fund (Non-Appropriated)	2.4	-	-	-
<b>Non-Appropriated Funds Total:</b>	<b>689.3</b>	<b>-</b>	<b>-</b>	<b>-</b>
<b>Fund Source Total:</b>	<b>51,693.0</b>	<b>48,434.5</b>	<b>-</b>	<b>48,434.5</b>

### Employee Related Expenditures

Employee Related Expenses	-	23,139.5	-	23,139.5
FICA Taxes	3,807.8	-	-	-
Medical Insurance	11,689.0	-	-	-
Basic Life	6.2	-	-	-
Long-Term Disability (Non- ASRS)	0.1	-	-	-
Long-Term Disability (ASRS)	67.4	-	-	-
Unemployment Compensation & Other State' Taxes	8.0	-	-	-
Dental Insurance	84.7	-	-	-
Workers' Compensation	608.5	-	-	-

## Program Expenditure Schedule

**Agency:** Department of Transportation

	FY 2023 Actuals	FY 2024 Expenditure Plan	FY 2025 Funding Issue	FY 2025 Total Request
--	--------------------	--------------------------------	-----------------------------	-----------------------------

**Program:** DTA-2-0 Intermodal Transportation

**Sub Program:** DTA-2-1 SLI Highway Maintenance

Elected Officials Defined Benefit Plan	11.4	-	-	-
Corrections Officers Defined Benefit Plan	8.2	-	-	-
Arizona State Retirement System	5,791.3	-	-	-
Alternate Retirement Contributions – Reemployed Retirees	61.5	-	-	-
Personnel Board Pro-Rata Charges	445.2	-	-	-
Information Technology Pro Rata Charge	295.6	-	-	-
Accumulated Sick Leave Fund Charge	206.9	-	-	-
Other Employee Related Expenditures	1.8	-	-	-
<b>Expenditure Category Total:</b>	<b>23,093.5</b>	<b>23,139.5</b>	<b>-</b>	<b>23,139.5</b>

### Fund Source

#### Appropriated Funds

DT2030 State Highway Fund (Appropriated)	22,843.4	23,139.5	-	23,139.5
<b>Appropriated Funds Total:</b>	<b>22,843.4</b>	<b>23,139.5</b>	<b>-</b>	<b>23,139.5</b>

#### Non-Appropriated Funds

DT2029 Regional Area Road Fund - Maricopa County (Non-Appropriated)	199.0	-	-	-
DT2030 State Highway Fund (Non-Appropriated)	50.1	-	-	-
DT2985 ADOT Coronavirus State and Local Fiscal Recovery Fund (Non-Appropriated)	0.0	-	-	-
DT3701 Local Agency Deposits Fund (Non-Appropriated)	0.9	-	-	-
<b>Non-Appropriated Funds Total:</b>	<b>250.0</b>	<b>-</b>	<b>-</b>	<b>-</b>
<b>Fund Source Total:</b>	<b>23,093.5</b>	<b>23,139.5</b>	<b>-</b>	<b>23,139.5</b>

### Professional & Outside Services

Professional and Outside Services	-	350.0	-	350.0
External Engineering and Architectural Costs to be Expensed	88.7	-	-	-
Other Medical Services	37.1	-	-	-
Education & Training	5.3	-	-	-
Other Professional & Outside Services	256.6	-	-	-
<b>Expenditure Category Total:</b>	<b>387.7</b>	<b>350.0</b>	<b>-</b>	<b>350.0</b>

### Fund Source

## Program Expenditure Schedule

**Agency:** Department of Transportation

	FY 2023 Actuals	FY 2024 Expenditure Plan	FY 2025 Funding Issue	FY 2025 Total Request
<b>Program: DTA-2-0 Intermodal Transportation</b>				
<b>Sub Program: DTA-2-1 SLI Highway Maintenance</b>				
<b>Appropriated Funds</b>				
DT2030 State Highway Fund (Appropriated)	386.9	350.0	-	350.0
<b>Appropriated Funds Total:</b>	<b>386.9</b>	<b>350.0</b>	<b>-</b>	<b>350.0</b>
<b>Non-Appropriated Funds</b>				
DT2500 IGA and ISA Fund (Non-Appropriated)	0.8	-	-	-
<b>Non-Appropriated Funds Total:</b>	<b>0.8</b>	<b>-</b>	<b>-</b>	<b>-</b>
<b>Fund Source Total:</b>	<b>387.7</b>	<b>350.0</b>	<b>-</b>	<b>350.0</b>

### Travel In-State

Travel In-State	-	331.0	-	331.0
Mileage - Private Vehicle	0.4	-	-	-
Lodging	320.2	-	-	-
Meals with Overnight Stay	74.4	-	-	-
Meals without Overnight Stay	8.5	-	-	-
Other Miscellaneous In- State Travel	0.6	-	-	-
<b>Expenditure Category Total:</b>	<b>404.0</b>	<b>331.0</b>	<b>-</b>	<b>331.0</b>

### Fund Source

<b>Appropriated Funds</b>				
DT2030 State Highway Fund (Appropriated)	402.6	331.0	-	331.0
<b>Appropriated Funds Total:</b>	<b>402.6</b>	<b>331.0</b>	<b>-</b>	<b>331.0</b>
<b>Non-Appropriated Funds</b>				
DT2029 Regional Area Road Fund - Maricopa County (Non-Appropriated)	0.1	-	-	-
DT2030 State Highway Fund (Non-Appropriated)	1.3	-	-	-
<b>Non-Appropriated Funds Total:</b>	<b>1.4</b>	<b>-</b>	<b>-</b>	<b>-</b>
<b>Fund Source Total:</b>	<b>404.0</b>	<b>331.0</b>	<b>-</b>	<b>331.0</b>

### Travel Out-Of-State

Travel Out of State	-	2.0	-	2.0
Airfare and Other Common Carrier Charges	0.3	-	-	-
Lodging Out-of-State	1.0	-	-	-
Meals with Overnight Stay	0.0	-	-	-
Other Miscellaneous Out-of- State Travel	0.0	-	-	-

## Program Expenditure Schedule

**Agency:** Department of Transportation

	FY 2023 Actuals	FY 2024 Expenditure Plan	FY 2025 Funding Issue	FY 2025 Total Request
<b>Program:</b> DTA-2-0 Intermodal Transportation				
<b>Sub Program:</b> DTA-2-1 SLI Highway Maintenance				

<b>Expenditure Category Total:</b>	1.4	2.0	-	2.0
------------------------------------	-----	-----	---	-----

### Fund Source

#### Appropriated Funds

DT2030 State Highway Fund (Appropriated)	1.4	2.0	-	2.0
<b>Appropriated Funds Total:</b>	1.4	2.0	-	2.0
<b>Fund Source Total:</b>	1.4	2.0	-	2.0

### Aid To Organizations & Individuals

Aid to Other Organizations	12.8	-	-	-
<b>Expenditure Category Total:</b>	12.8	-	-	-

### Fund Source

#### Appropriated Funds

DT2030 State Highway Fund (Appropriated)	12.8	-	-	-
<b>Appropriated Funds Total:</b>	12.8	-	-	-
<b>Fund Source Total:</b>	12.8	-	-	-

### Other Operating Expenditures

Other Operating Expenses	-	87,926.6	32,207.3	120,133.9
External Programming and System Development Costs	867.6	-	-	-
External Telecommunications Charges	1,419.5	-	-	-
Electricity	539.2	-	-	-
Sanitation Waste Disposal	603.5	-	-	-
Water	263.0	-	-	-
Gas & Fuel Oil for Buildings	269.5	-	-	-
Other Utilities	0.2	-	-	-
Rental of Land & Buildings	96.9	-	-	-
Rental of Other Machinery & Equipment	20,320.4	-	-	-
Miscellaneous Rent	102.5	-	-	-
Late Charges on Overdue Payments	8.8	-	-	-
Repair & Maintenance - Buildings	635.2	-	-	-
Repair & Maintenance - Vehicles	706.7	-	-	-
Repair & Maintenance - Other Equipment	106.0	-	-	-

## Program Expenditure Schedule

<b>Agency:</b>	<b>Department of Transportation</b>
----------------	-------------------------------------

	FY 2023 Actuals	FY 2024 Expenditure Plan	FY 2025 Funding Issue	FY 2025 Total Request
--	--------------------	--------------------------------	-----------------------------	-----------------------------

<b>Program:</b>	<b>DTA-2-0 Intermodal Transportation</b>
-----------------	--

<b>Sub Program:</b>	<b>DTA-2-1 SLI Highway Maintenance</b>
---------------------	--

Repair & Maintenance - Other	51,610.3	-	-	-
Software Support, Maintenance Short-term Licensing	111.0	-	-	-
Uniforms	694.9	-	-	-
Office Supplies	89.8	-	-	-
Computer Supplies	28.4	-	-	-
Housekeeping Supplies	52.0	-	-	-
Medical and Dental Supplies	46.2	-	-	-
Automotive and Transportation Fuels	6,516.8	-	-	-
Automotive Lubricants & Supplies	456.2	-	-	-
Repair & Maintenance Supplies - Neither Automotive Nor Related to Buildings	20,534.3	-	-	-
Repair & Maintenance Supplies - Related to Buildings	44.7	-	-	-
Other Operating Supplies	1,158.9	-	-	-
Employee Tuition Reimbursement	0.4	-	-	-
Conference Registration / Attendance Fees	16.1	-	-	-
Other Education & Training Costs	16.6	-	-	-
External Printing	6.9	-	-	-
Postage & Delivery	8.7	-	-	-
Document Shredding and Destruction Services	0.2	-	-	-
Awards	2.3	-	-	-
Entertainment & Promotional Items	0.5	-	-	-
Dues	3.3	-	-	-
Books, Subscriptions & Publications	5.0	-	-	-
Payments for Contracted State Inmate Labor	271.8	-	-	-
Payments to State Inmates	1.3	-	-	-
Fingerprinting, Background Checks, Etc.	0.2	-	-	-
Other Miscellaneous Operating	317.6	-	-	-
<b>Expenditure Category Total:</b>	<b>107,933.6</b>	<b>87,926.6</b>	<b>32,207.3</b>	<b>120,133.9</b>

<b>Fund Source</b>
--------------------

<b>Appropriated Funds</b>					
DT2030	State Highway Fund (Appropriated)	92,468.7	87,926.6	32,207.3	120,133.9

## Program Expenditure Schedule

**Agency:** Department of Transportation

	FY 2023 Actuals	FY 2024 Expenditure Plan	FY 2025 Funding Issue	FY 2025 Total Request
<b>Program: DTA-2-0 Intermodal Transportation</b>				
<b>Sub Program: DTA-2-1 SLI Highway Maintenance</b>				
<b>Appropriated Funds Total:</b>	92,468.7	87,926.6	32,207.3	120,133.9
<b>Non-Appropriated Funds</b>				
DT2029 Regional Area Road Fund - Maricopa County (Non-Appropriated)	13,446.6	-	-	-
DT2030 State Highway Fund (Non-Appropriated)	2,018.4	-	-	-
<b>Non-Appropriated Funds Total:</b>	15,464.9	-	-	-
<b>Fund Source Total:</b>	107,933.6	87,926.6	32,207.3	120,133.9

### Capital Outlay

Land & Site Preparation Capital Purchases	0.6	-	-	-
Buildings & Building Improvements Capital Purchases	5.3	-	-	-
Infrastructure Capital Purchase - To Be Depreciated	-	-	-	-
<b>Expenditure Category Total:</b>	5.8	-	-	-

### Fund Source

<b>Appropriated Funds</b>				
DT2030 State Highway Fund (Appropriated)	5.8	-	-	-
<b>Appropriated Funds Total:</b>	5.8	-	-	-
<b>Non-Appropriated Funds</b>				
DT2030 State Highway Fund (Non-Appropriated)	-	-	-	-
<b>Non-Appropriated Funds Total:</b>	-	-	-	-
<b>Fund Source Total:</b>	5.8	-	-	-

### Capital Equipment

Capital Equipment	-	317.0	-	317.0
Vehicles – Capital Purchase	796.9	-	-	-
Computer Equipment - Capitalized Purchase	12.3	-	-	-
Other Equipment - Capital Purchase	37.6	-	-	-
<b>Expenditure Category Total:</b>	846.8	317.0	-	317.0

### Fund Source

<b>Appropriated Funds</b>				
DT2030 State Highway Fund (Appropriated)	846.8	317.0	-	317.0



## Program Expenditure Schedule

**Agency:** Department of Transportation

	FY 2023 Actuals	FY 2024 Expenditure Plan	FY 2025 Funding Issue	FY 2025 Total Request
<b>Program:</b> DTA-2-0 Intermodal Transportation				
<b>Sub Program:</b> DTA-2-1 SLI Highway Maintenance				
Appropriated Funds Total:	846.8	317.0	-	317.0
<b>Fund Source Total:</b>	<b>846.8</b>	<b>317.0</b>	-	<b>317.0</b>

### Non-Capital Equipment

Non-Capital Resources	-	260.0	-	260.0
Vehicles - Non-Capital Purchase	53.6	-	-	-
Furniture - Non-Capital Purchase	20.3	-	-	-
Computer Equipment – Non- Capitalized Purchases	167.0	-	-	-
Telecommunications Equipment - Non-Capital Purchase	17.2	-	-	-
Other Equipment - Non- Capital Purchase	65.0	-	-	-
<b>Expenditure Category Total:</b>	<b>323.2</b>	<b>260.0</b>	-	<b>260.0</b>

### Fund Source

#### Appropriated Funds

DT2030 State Highway Fund (Appropriated)	323.2	260.0	-	260.0
<b>Appropriated Funds Total:</b>	<b>323.2</b>	<b>260.0</b>	-	<b>260.0</b>
<b>Fund Source Total:</b>	<b>323.2</b>	<b>260.0</b>	-	<b>260.0</b>

### Sub Program: DTA-2-2 Construction

### FTE

FTE	766.0	769.0	-	769.0
<b>Expenditure Category Total:</b>	-	-	-	-

### Fund Source

#### Appropriated Funds

DT2030 State Highway Fund (Appropriated)	766.0	769.0	-	769.0
<b>Appropriated Funds Total:</b>	<b>766.0</b>	<b>769.0</b>	-	<b>769.0</b>
<b>Fund Source Total:</b>	<b>766.0</b>	<b>769.0</b>	-	<b>769.0</b>

### Personal Services

Personal Services	57,816.6	36,288.5	-	36,288.5
-------------------	----------	----------	---	----------

## Program Expenditure Schedule

**Agency:** Department of Transportation

	FY 2023 Actuals	FY 2024 Expenditure Plan	FY 2025 Funding Issue	FY 2025 Total Request
<b>Program:</b> DTA-2-0 Intermodal Transportation				
<b>Sub Program:</b> DTA-2-2 Construction				
<b>Expenditure Category Total:</b>	57,816.6	36,288.5	-	36,288.5

### Fund Source

#### Appropriated Funds

AA1000	General Fund (Appropriated)	-	-	-	-
DT2030	State Highway Fund (Appropriated)	36,040.8	36,288.5	-	36,288.5
<b>Appropriated Funds Total:</b>		<b>36,040.8</b>	<b>36,288.5</b>	<b>-</b>	<b>36,288.5</b>

#### Non-Appropriated Funds

AA1000	General Fund (Non-Appropriated)	-	-	-	-
DT2029	Regional Area Road Fund - Maricopa County (Non-Appropriated)	5,359.6	-	-	-
DT2030	State Highway Fund (Non-Appropriated)	14,571.6	-	-	-
DT2463	Grant Anticipation Notes Fund (Non-Appropriated)	0.2	-	-	-
DT2985	ADOT Coronavirus State and Local Fiscal Recovery Fund (Non-Appropriated)	522.4	-	-	-
DT3701	Local Agency Deposits Fund (Non-Appropriated)	1,322.7	-	-	-
DT5004	State Highway Fund Bonds Debt Service Fund (Non-Appropriated)	(0.7)	-	-	-
<b>Non-Appropriated Funds Total:</b>		<b>21,775.9</b>	<b>-</b>	<b>-</b>	<b>-</b>
<b>Fund Source Total:</b>		<b>57,816.6</b>	<b>36,288.5</b>	<b>-</b>	<b>36,288.5</b>

### Employee Related Expenditures

Employee Related Expenses	-	15,173.8	-	15,173.8
FICA Taxes	4,253.5	-	-	-
Medical Insurance	10,382.5	-	-	-
Basic Life	5.4	-	-	-
Long-Term Disability (Non- ASRS)	0.1	-	-	-
Long-Term Disability (ASRS)	75.6	-	-	-
Unemployment Compensation & Other State' Taxes	6.1	-	-	-
Dental Insurance	73.2	-	-	-
Workers' Compensation	691.4	-	-	-
Elected Officials Defined Benefit Plan	21.7	-	-	-
Employer Annuity Retirement Plan	2.6	-	-	-

## Program Expenditure Schedule

**Agency:** Department of Transportation

	FY 2023 Actuals	FY 2024 Expenditure Plan	FY 2025 Funding Issue	FY 2025 Total Request
<b>Program: DTA-2-0 Intermodal Transportation</b>				
<b>Sub Program: DTA-2-2 Construction</b>				
Arizona State Retirement System	6,491.8	-	-	-
Alternate Retirement Contributions – Reemployed Retirees	149.4	-	-	-
Personnel Board Pro-Rata Charges	497.1	-	-	-
Information Technology Pro Rata Charge	329.1	-	-	-
Accumulated Sick Leave Fund Charge	231.1	-	-	-
Other Employee Related Expenditures	0.1	-	-	-
<b>Expenditure Category Total:</b>	<b>23,210.7</b>	<b>15,173.8</b>	-	<b>15,173.8</b>

### Fund Source

#### Appropriated Funds

AA1000	General Fund (Appropriated)	-	-	-	-
DT2030	State Highway Fund (Appropriated)	14,345.0	15,173.8	-	15,173.8
<b>Appropriated Funds Total:</b>		<b>14,345.0</b>	<b>15,173.8</b>	-	<b>15,173.8</b>

#### Non-Appropriated Funds

AA1000	General Fund (Non-Appropriated)	-	-	-	-
DT2029	Regional Area Road Fund - Maricopa County (Non-Appropriated)	2,199.4	-	-	-
DT2030	State Highway Fund (Non-Appropriated)	6,012.8	-	-	-
DT2463	Grant Anticipation Notes Fund (Non-Appropriated)	0.1	-	-	-
DT2985	ADOT Coronavirus State and Local Fiscal Recovery Fund (Non-Appropriated)	104.8	-	-	-
DT3701	Local Agency Deposits Fund (Non-Appropriated)	548.5	-	-	-
DT5004	State Highway Fund Bonds Debt Service Fund (Non-Appropriated)	(0.0)	-	-	-
<b>Non-Appropriated Funds Total:</b>		<b>8,865.7</b>	-	-	-
<b>Fund Source Total:</b>		<b>23,210.7</b>	<b>15,173.8</b>	-	<b>15,173.8</b>

### Professional & Outside Services

Professional and Outside Services	-	1,948.0	735.0	2,683.0
External Legal Services	531.5	-	-	-
External Engineering and Architectural Costs to be Expensed	71,694.2	-	-	-
External Engineering and Architectural Costs to be Capitalized	37,253.2	-	-	-

## Program Expenditure Schedule

**Agency:** Department of Transportation

	FY 2023 Actuals	FY 2024 Expenditure Plan	FY 2025 Funding Issue	FY 2025 Total Request
<b>Program: DTA-2-0 Intermodal Transportation</b>				
<b>Sub Program: DTA-2-2 Construction</b>				
Other Design	0.3	-	-	-
Temporary Agency Services	241.3	-	-	-
Other Medical Services	9.8	-	-	-
Education & Training	458.9	-	-	-
Vendor Travel – Tax Reportable	2.1	-	-	-
Other Professional & Outside Services	5,486.9	-	-	-
<b>Expenditure Category Total:</b>	<b>115,678.0</b>	<b>1,948.0</b>	<b>735.0</b>	<b>2,683.0</b>

### Fund Source

#### Appropriated Funds

AA1000	General Fund (Appropriated)	-	-	-	-
DT2030	State Highway Fund (Appropriated)	1,826.2	1,948.0	735.0	2,683.0
<b>Appropriated Funds Total:</b>		<b>1,826.2</b>	<b>1,948.0</b>	<b>735.0</b>	<b>2,683.0</b>

#### Non-Appropriated Funds

AA1000	General Fund (Non-Appropriated)	-	-	-	-
DT2029	Regional Area Road Fund - Maricopa County (Non-Appropriated)	45,112.4	-	-	-
DT2030	State Highway Fund (Non-Appropriated)	53,207.2	-	-	-
DT2463	Grant Anticipation Notes Fund (Non-Appropriated)	0.3	-	-	-
DT2985	ADOT Coronavirus State and Local Fiscal Recovery Fund (Non-Appropriated)	1,347.1	-	-	-
DT3701	Local Agency Deposits Fund (Non-Appropriated)	14,182.9	-	-	-
DT5004	State Highway Fund Bonds Debt Service Fund (Non-Appropriated)	1.9	-	-	-
<b>Non-Appropriated Funds Total:</b>		<b>113,851.8</b>	-	-	-
<b>Fund Source Total:</b>		<b>115,678.0</b>	<b>1,948.0</b>	<b>735.0</b>	<b>2,683.0</b>

### Travel In-State

Travel In-State	-	169.0	-	169.0
Mileage - Private Vehicle	3.8	-	-	-
Car Rental In-State	1.5	-	-	-
Lodging	407.9	-	-	-
Meals with Overnight Stay	110.6	-	-	-
Meals without Overnight Stay	6.1	-	-	-

## Program Expenditure Schedule

**Agency:** Department of Transportation

	FY 2023 Actuals	FY 2024 Expenditure Plan	FY 2025 Funding Issue	FY 2025 Total Request
<b>Program:</b> DTA-2-0 Intermodal Transportation				

**Sub Program:** DTA-2-2 Construction

Other Miscellaneous In- State Travel	2.4	-	-	-
<b>Expenditure Category Total:</b>	<b>532.4</b>	<b>169.0</b>	<b>-</b>	<b>169.0</b>

### Fund Source

#### Appropriated Funds

AA1000 General Fund (Appropriated)	-	-	-	-
DT2030 State Highway Fund (Appropriated)	235.0	169.0	-	169.0
<b>Appropriated Funds Total:</b>	<b>235.0</b>	<b>169.0</b>	<b>-</b>	<b>169.0</b>

#### Non-Appropriated Funds

AA1000 General Fund (Non-Appropriated)	-	-	-	-
DT2029 Regional Area Road Fund - Maricopa County (Non-Appropriated)	0.3	-	-	-
DT2030 State Highway Fund (Non-Appropriated)	292.4	-	-	-
DT2985 ADOT Coronavirus State and Local Fiscal Recovery Fund (Non-Appropriated)	2.2	-	-	-
DT3701 Local Agency Deposits Fund (Non-Appropriated)	2.4	-	-	-
<b>Non-Appropriated Funds Total:</b>	<b>297.4</b>	<b>-</b>	<b>-</b>	<b>-</b>
<b>Fund Source Total:</b>	<b>532.4</b>	<b>169.0</b>	<b>-</b>	<b>169.0</b>

### Travel Out-Of-State

Travel Out of State	-	38.0	-	38.0
Airfare and Other Common Carrier Charges	33.0	-	-	-
Airfare Out-of-Country	0.7	-	-	-
Car Rental Out-of-State	0.7	-	-	-
Lodging Out-of-State	27.6	-	-	-
Lodging Out-of-Country	0.1	-	-	-
Meals with Overnight Stay	5.7	-	-	-
Meals without Overnight Stay	0.5	-	-	-
Other Miscellaneous Out-of- State Travel	3.8	-	-	-
<b>Expenditure Category Total:</b>	<b>72.1</b>	<b>38.0</b>	<b>-</b>	<b>38.0</b>

### Fund Source

#### Appropriated Funds

DT2030 State Highway Fund (Appropriated)	67.3	38.0	-	38.0
--	------	------	---	------

## Program Expenditure Schedule

**Agency:** Department of Transportation

	FY 2023 Actuals	FY 2024 Expenditure Plan	FY 2025 Funding Issue	FY 2025 Total Request
--	--------------------	--------------------------------	-----------------------------	-----------------------------

**Program:** DTA-2-0 Intermodal Transportation

**Sub Program:** DTA-2-2 Construction

<b>Appropriated Funds Total:</b>	67.3	38.0	-	38.0
<b>Non-Appropriated Funds</b>				
DT2030 State Highway Fund (Non-Appropriated)	4.8	-	-	-
<b>Non-Appropriated Funds Total:</b>	4.8	-	-	-
<b>Fund Source Total:</b>	72.1	38.0	-	38.0

**Food**

Food	3.6	-	-	-
<b>Expenditure Category Total:</b>	3.6	-	-	-

**Fund Source**

**Appropriated Funds**

DT2030 State Highway Fund (Appropriated)	3.6	-	-	-
<b>Appropriated Funds Total:</b>	3.6	-	-	-
<b>Fund Source Total:</b>	3.6	-	-	-

**Aid To Organizations & Individuals**

Aid to Municipalities	770.4	-	-	-
Aid to Other Governments	300.0	-	-	-
<b>Expenditure Category Total:</b>	1,070.4	-	-	-

**Fund Source**

**Non-Appropriated Funds**

DT2029 Regional Area Road Fund - Maricopa County (Non-Appropriated)	300.0	-	-	-
DT3701 Local Agency Deposits Fund (Non-Appropriated)	770.4	-	-	-
<b>Non-Appropriated Funds Total:</b>	1,070.4	-	-	-
<b>Fund Source Total:</b>	1,070.4	-	-	-

**Other Operating Expenditures**

Other Operating Expenses	-	11,050.1	1,150.0	12,200.1
External Programming and System Development Costs	396.7	-	-	-
External Telecommunications Charges	346.5	-	-	-

## Program Expenditure Schedule

<b>Agency:</b>	<b>Department of Transportation</b>
----------------	-------------------------------------

	FY 2023 Actuals	FY 2024 Expenditure Plan	FY 2025 Funding Issue	FY 2025 Total Request
<b>Program: DTA-2-0 Intermodal Transportation</b>				
<b>Sub Program: DTA-2-2 Construction</b>				

	FY 2023 Actuals	FY 2024 Expenditure Plan	FY 2025 Funding Issue	FY 2025 Total Request
Electricity	4,834.4	-	-	-
Sanitation Waste Disposal	32.9	-	-	-
Water	231.7	-	-	-
Gas & Fuel Oil for Buildings	1.6	-	-	-
Rental of Land & Buildings	76.0	-	-	-
Rental of Other Machinery & Equipment	1,001.6	-	-	-
Miscellaneous Rent	151.4	-	-	-
Late Charges on Overdue Payments	0.5	-	-	-
Other Internal Services	0.4	-	-	-
Repair & Maintenance - Buildings	359.9	-	-	-
Repair & Maintenance - Vehicles	41.2	-	-	-
Repair & Maintenance - Other Equipment	23.5	-	-	-
Repair & Maintenance - Other	1,290.8	-	-	-
Software Support, Maintenance Short-term Licensing	720.1	-	-	-
Uniforms	89.9	-	-	-
Security Supplies	0.1	-	-	-
Office Supplies	101.8	-	-	-
Computer Supplies	35.5	-	-	-
Housekeeping Supplies	4.5	-	-	-
Drugs & Medicine Supplies	0.0	-	-	-
Medical and Dental Supplies	7.3	-	-	-
Automotive and Transportation Fuels	810.7	-	-	-
Automotive Lubricants & Supplies	2.4	-	-	-
Repair & Maintenance Supplies - Neither Automotive Nor Related to Buildings	6,485.4	-	-	-
Repair & Maintenance Supplies - Related to Buildings	4.2	-	-	-
Other Operating Supplies	509.8	-	-	-
Conference Registration / Attendance Fees	56.5	-	-	-
Other Education & Training Costs	21.4	-	-	-
Advertising	21.0	-	-	-
External Printing	42.1	-	-	-
Postage & Delivery	45.4	-	-	-

## Program Expenditure Schedule

**Agency:** Department of Transportation

	FY 2023 Actuals	FY 2024 Expenditure Plan	FY 2025 Funding Issue	FY 2025 Total Request
--	--------------------	--------------------------------	-----------------------------	-----------------------------

**Program:** DTA-2-0 Intermodal Transportation

**Sub Program:** DTA-2-2 Construction

Document Shredding and Destruction Services	1.2	-	-	-
Translation and sign language services	0.2	-	-	-
Awards	21.5	-	-	-
Dues	284.9	-	-	-
Books, Subscriptions & Publications	22.4	-	-	-
Costs for Digital Imaging or Producing Microfilm & Microfiche	27.1	-	-	-
Other Miscellaneous Operating	24.4	-	-	-
<b>Expenditure Category Total:</b>	<b>18,128.7</b>	<b>11,050.1</b>	<b>1,150.0</b>	<b>12,200.1</b>

### Fund Source

#### Appropriated Funds

DT2030 State Highway Fund (Appropriated)	9,702.6	11,000.1	1,150.0	12,150.1
<b>Appropriated Funds Total:</b>	<b>9,702.6</b>	<b>11,000.1</b>	<b>1,150.0</b>	<b>12,150.1</b>

#### Non-Appropriated Funds

AA1000 General Fund (Non-Appropriated)	-	-	-	-
DT2029 Regional Area Road Fund - Maricopa County (Non-Appropriated)	2,567.1	-	-	-
DT2030 State Highway Fund (Non-Appropriated)	4,664.3	50.0	-	50.0
DT2985 ADOT Coronavirus State and Local Fiscal Recovery Fund (Non-Appropriated)	41.5	-	-	-
DT3701 Local Agency Deposits Fund (Non-Appropriated)	1,154.1	-	-	-
DT3737 Rental Tax and Bond Deposit Fund (Non-Appropriated)	(0.9)	-	-	-
<b>Non-Appropriated Funds Total:</b>	<b>8,426.1</b>	<b>50.0</b>	<b>-</b>	<b>50.0</b>
<b>Fund Source Total:</b>	<b>18,128.7</b>	<b>11,050.1</b>	<b>1,150.0</b>	<b>12,200.1</b>

### Capital Outlay

Land & Site Preparation Capital Purchases	80,450.0	-	-	-
Buildings & Building Improvements Capital Purchases	9.3	-	-	-
Infrastructure Capital Purchase - To Be Depreciated	802,957.1	-	-	-
Other Improvements - Acquired by Purchase	16,068.6	-	-	-



## Program Expenditure Schedule

**Agency:** Department of Transportation

	FY 2023 Actuals	FY 2024 Expenditure Plan	FY 2025 Funding Issue	FY 2025 Total Request
<b>Program:</b> DTA-2-0 Intermodal Transportation				

**Sub Program:** DTA-2-2 Construction

<b>Expenditure Category Total:</b>	899,485.1	-	-	-
------------------------------------	-----------	---	---	---

### Fund Source

#### Appropriated Funds

AA1000 General Fund (Appropriated)	-	-	-	-
DT2030 State Highway Fund (Appropriated)	70.6	-	-	-
<b>Appropriated Funds Total:</b>	<b>70.6</b>	-	-	-

#### Non-Appropriated Funds

AA1000 General Fund (Non-Appropriated)	-	-	-	-
DT2029 Regional Area Road Fund - Maricopa County (Non-Appropriated)	444,643.4	-	-	-
DT2030 State Highway Fund (Non-Appropriated)	371,210.2	-	-	-
DT2463 Grant Anticipation Notes Fund (Non-Appropriated)	3,481.5	-	-	-
DT2985 ADOT Coronavirus State and Local Fiscal Recovery Fund (Non-Appropriated)	19,500.1	-	-	-
DT3701 Local Agency Deposits Fund (Non-Appropriated)	67,776.2	-	-	-
DT5004 State Highway Fund Bonds Debt Service Fund (Non-Appropriated)	(2.6)	-	-	-
DT5008 Regional Area Road Fund Debt Service Fund (Non-Appropriated)	(7,194.4)	-	-	-
<b>Non-Appropriated Funds Total:</b>	<b>899,414.4</b>	-	-	-
<b>Fund Source Total:</b>	<b>899,485.1</b>	-	-	-

### Capital Equipment

Capital Equipment	-	1,645.0	-	1,645.0
Vehicles – Capital Purchase	175.7	-	-	-
Other Equipment - Capital Purchase	612.7	-	-	-
Other Equipment - Capital Leases	0.3	-	-	-
Purchased or licensed software / website	46.7	-	-	-
Development in Progress	0.6	-	-	-
<b>Expenditure Category Total:</b>	<b>835.9</b>	<b>1,645.0</b>	-	<b>1,645.0</b>

### Fund Source

#### Appropriated Funds

## Program Expenditure Schedule

**Agency:** Department of Transportation

	FY 2023 Actuals	FY 2024 Expenditure Plan	FY 2025 Funding Issue	FY 2025 Total Request
<b>Program: DTA-2-0 Intermodal Transportation</b>				
<b>Sub Program: DTA-2-2 Construction</b>				
DT2030 State Highway Fund (Appropriated)	835.9	1,645.0	-	1,645.0
<b>Appropriated Funds Total:</b>	<b>835.9</b>	<b>1,645.0</b>	<b>-</b>	<b>1,645.0</b>
<b>Fund Source Total:</b>	<b>835.9</b>	<b>1,645.0</b>	<b>-</b>	<b>1,645.0</b>

### Non-Capital Equipment

Non-Capital Resources	-	180.0	-	180.0
Furniture - Non-Capital Purchase	23.2	-	-	-
Computer Equipment – Non- Capitalized Purchases	38.1	-	-	-
Computer Equipment – Non- Capitalized Lease Payments	0.2	-	-	-
Telecommunications Equipment - Non-Capital Purchase	3.7	-	-	-
Other Equipment - Non- Capital Purchase	445.5	-	-	-
Purchased or licensed software / website	129.5	-	-	-
Rights-of-way, easements, extraction rights	537.0	-	-	-
Other Intangible Assets – purchased, licensed or internally generated	1.4	-	-	-
<b>Expenditure Category Total:</b>	<b>1,178.6</b>	<b>180.0</b>	<b>-</b>	<b>180.0</b>

### Fund Source

#### Appropriated Funds

DT2030 State Highway Fund (Appropriated)	101.7	180.0	-	180.0
<b>Appropriated Funds Total:</b>	<b>101.7</b>	<b>180.0</b>	<b>-</b>	<b>180.0</b>

#### Non-Appropriated Funds

AA1000 General Fund (Non-Appropriated)	-	-	-	-
DT2029 Regional Area Road Fund - Maricopa County (Non-Appropriated)	474.2	-	-	-
DT2030 State Highway Fund (Non-Appropriated)	192.5	-	-	-
DT2985 ADOT Coronavirus State and Local Fiscal Recovery Fund (Non-Appropriated)	15.5	-	-	-
DT3701 Local Agency Deposits Fund (Non-Appropriated)	394.8	-	-	-
<b>Non-Appropriated Funds Total:</b>	<b>1,076.9</b>	<b>-</b>	<b>-</b>	<b>-</b>
<b>Fund Source Total:</b>	<b>1,178.6</b>	<b>180.0</b>	<b>-</b>	<b>180.0</b>

### Transfers-Out

## Program Expenditure Schedule

**Agency:** Department of Transportation

	FY 2023 Actuals	FY 2024 Expenditure Plan	FY 2025 Funding Issue	FY 2025 Total Request
<b>Program:</b> DTA-2-0 Intermodal Transportation				

**Sub Program:** DTA-2-2 Construction

Transfers Out – Not Subject to Cost Allocation	2,720.5	-	-	-
Federal Transfers Out	25.4	-	-	-
<b>Expenditure Category Total:</b>	<b>2,746.0</b>	-	-	-

### Fund Source

**Appropriated Funds**

DT2030 State Highway Fund (Appropriated)	240.0	-	-	-
<b>Appropriated Funds Total:</b>	<b>240.0</b>	-	-	-

**Non-Appropriated Funds**

DT2030 State Highway Fund (Non-Appropriated)	2,506.0	-	-	-
<b>Non-Appropriated Funds Total:</b>	<b>2,506.0</b>	-	-	-
<b>Fund Source Total:</b>	<b>2,746.0</b>	-	-	-

**Sub Program:** DTA-2-3 Intermodal Transportation Planning

### FTE

FTE	76.0	134.0	-	134.0
<b>Expenditure Category Total:</b>	-	-	-	-

### Fund Source

**Appropriated Funds**

DT2005 State Aviation Fund (Appropriated)	5.0	10.0	-	10.0
DT2030 State Highway Fund (Appropriated)	61.0	124.0	-	124.0
<b>Appropriated Funds Total:</b>	<b>66.0</b>	<b>134.0</b>	-	<b>134.0</b>

**Non-Appropriated Funds**

DT2097 ADOT Federal Programs Fund (Non-Appropriated)	10.0	-	-	-
<b>Non-Appropriated Funds Total:</b>	<b>10.0</b>	-	-	-
<b>Fund Source Total:</b>	<b>76.0</b>	<b>134.0</b>	-	<b>134.0</b>

### Personal Services

Personal Services	6,435.4	3,176.0	-	3,176.0
<b>Expenditure Category Total:</b>	<b>6,435.4</b>	<b>3,176.0</b>	-	<b>3,176.0</b>

## Program Expenditure Schedule

**Agency:** Department of Transportation

	FY 2023 Actuals	FY 2024 Expenditure Plan	FY 2025 Funding Issue	FY 2025 Total Request
--	--------------------	--------------------------------	-----------------------------	-----------------------------

**Program:** DTA-2-0 Intermodal Transportation

**Sub Program:** DTA-2-3 Intermodal Transportation Planning

### Fund Source

**Appropriated Funds**

DT2005	State Aviation Fund (Appropriated)	233.5	408.2	-	408.2
DT2030	State Highway Fund (Appropriated)	1,563.2	2,279.5	-	2,279.5
DT2226	Air Quality Fund (Appropriated)	42.6	488.3	-	488.3
<b>Appropriated Funds Total:</b>		<b>1,839.3</b>	<b>3,176.0</b>	-	<b>3,176.0</b>

**Non-Appropriated Funds**

AA1000	General Fund (Non-Appropriated)	-	-	-	-
DT2029	Regional Area Road Fund - Maricopa County (Non-Appropriated)	5.3	-	-	-
DT2030	State Highway Fund (Non-Appropriated)	3,771.9	-	-	-
DT2097	ADOT Federal Programs Fund (Non-Appropriated)	805.0	-	-	-
DT3701	Local Agency Deposits Fund (Non-Appropriated)	13.6	-	-	-
DT9901	State Match Advantage for Rural Transportation (SMART) Fund (Non-Appropriated)	0.3	-	-	-
<b>Non-Appropriated Funds Total:</b>		<b>4,596.1</b>	-	-	-
<b>Fund Source Total:</b>		<b>6,435.4</b>	<b>3,176.0</b>	-	<b>3,176.0</b>

### Employee Related Expenditures

Employee Related Expenses	-	1,241.5	-	1,241.5
FICA Taxes	473.6	-	-	-
Medical Insurance	1,102.2	-	-	-
Basic Life	0.6	-	-	-
Long-Term Disability (ASRS)	8.1	-	-	-
Unemployment Compensation & Other State' Taxes	(0.0)	-	-	-
Dental Insurance	7.6	-	-	-
Workers' Compensation	74.8	-	-	-
Arizona State Retirement System	699.5	-	-	-
Alternate Retirement Contributions – Contracted Retirees	0.0	-	-	-
Alternate Retirement Contributions – Reemployed Retirees	32.7	-	-	-

## Program Expenditure Schedule

**Agency:** Department of Transportation

	FY 2023 Actuals	FY 2024 Expenditure Plan	FY 2025 Funding Issue	FY 2025 Total Request
<b>Program: DTA-2-0 Intermodal Transportation</b>				
<b>Sub Program: DTA-2-3 Intermodal Transportation Planning</b>				
Personnel Board Pro-Rata Charges	55.3	-	-	-
Information Technology Pro Rata Charge	36.8	-	-	-
Accumulated Sick Leave Fund Charge	25.6	-	-	-
<b>Expenditure Category Total:</b>	<b>2,516.9</b>	<b>1,241.5</b>	<b>-</b>	<b>1,241.5</b>

### Fund Source

#### Appropriated Funds

DT2005	State Aviation Fund (Appropriated)	87.8	173.4	-	173.4
DT2030	State Highway Fund (Appropriated)	640.2	893.5	-	893.5
DT2226	Air Quality Fund (Appropriated)	16.6	174.6	-	174.6
<b>Appropriated Funds Total:</b>		<b>744.6</b>	<b>1,241.5</b>	<b>-</b>	<b>1,241.5</b>

#### Non-Appropriated Funds

AA1000	General Fund (Non-Appropriated)	-	-	-	-
DT2029	Regional Area Road Fund - Maricopa County (Non-Appropriated)	2.3	-	-	-
DT2030	State Highway Fund (Non-Appropriated)	1,456.6	-	-	-
DT2097	ADOT Federal Programs Fund (Non-Appropriated)	307.7	-	-	-
DT3701	Local Agency Deposits Fund (Non-Appropriated)	5.7	-	-	-
DT9901	State Match Advantage for Rural Transportation (SMART) Fund (Non-Appropriated)	0.1	-	-	-
<b>Non-Appropriated Funds Total:</b>		<b>1,772.3</b>	<b>-</b>	<b>-</b>	<b>-</b>
<b>Fund Source Total:</b>		<b>2,516.9</b>	<b>1,241.5</b>	<b>-</b>	<b>1,241.5</b>

### Professional & Outside Services

Professional and Outside Services	-	-	(250.0)	(250.0)
Other Design	-	-	-	-
Temporary Agency Services	251.9	-	-	-
Education & Training	196.9	-	-	-
Vendor Travel – Tax Reportable	19.4	-	-	-
Other Professional & Outside Services	8,566.9	-	-	-
<b>Expenditure Category Total:</b>	<b>9,035.1</b>	<b>-</b>	<b>(250.0)</b>	<b>(250.0)</b>

### Fund Source

## Program Expenditure Schedule

**Agency:** Department of Transportation

	FY 2023 Actuals	FY 2024 Expenditure Plan	FY 2025 Funding Issue	FY 2025 Total Request
--	--------------------	--------------------------------	-----------------------------	-----------------------------

**Program:** DTA-2-0 Intermodal Transportation

**Sub Program:** DTA-2-3 Intermodal Transportation Planning

**Appropriated Funds**

DT2005	State Aviation Fund (Appropriated)	-	-	-	-
DT2226	Air Quality Fund (Appropriated)	22.3	-	(250.0)	(250.0)
<b>Appropriated Funds Total:</b>		<b>22.3</b>	-	<b>(250.0)</b>	<b>(250.0)</b>

**Non-Appropriated Funds**

AA1000	General Fund (Non-Appropriated)	-	-	-	-
DT2005	State Aviation Fund (Non-Appropriated)	384.2	-	-	-
DT2030	State Highway Fund (Non-Appropriated)	7,987.7	-	-	-
DT2097	ADOT Federal Programs Fund (Non-Appropriated)	373.9	-	-	-
DT3701	Local Agency Deposits Fund (Non-Appropriated)	267.1	-	-	-
<b>Non-Appropriated Funds Total:</b>		<b>9,012.9</b>	-	-	-
<b>Fund Source Total:</b>		<b>9,035.1</b>	-	<b>(250.0)</b>	<b>(250.0)</b>

**Travel In-State**

Travel In-State		-	11.0	-	11.0
Mileage - Private Vehicle		1.2	-	-	-
Lodging		50.4	-	-	-
Meals with Overnight Stay		14.2	-	-	-
Meals without Overnight Stay		1.3	-	-	-
Other Miscellaneous In- State Travel		0.1	-	-	-
<b>Expenditure Category Total:</b>		<b>67.2</b>	<b>11.0</b>	-	<b>11.0</b>

**Fund Source**

**Appropriated Funds**

DT2005	State Aviation Fund (Appropriated)	0.4	0.5	-	0.5
DT2030	State Highway Fund (Appropriated)	17.5	10.0	-	10.0
DT2226	Air Quality Fund (Appropriated)	-	0.5	-	0.5
<b>Appropriated Funds Total:</b>		<b>17.9</b>	<b>11.0</b>	-	<b>11.0</b>

**Non-Appropriated Funds**

AA1000	General Fund (Non-Appropriated)	-	-	-	-
DT2005	State Aviation Fund (Non-Appropriated)	-	-	-	-
DT2030	State Highway Fund (Non-Appropriated)	49.3	-	-	-
<b>Non-Appropriated Funds Total:</b>		<b>49.3</b>	-	-	-

## Program Expenditure Schedule

**Agency:** Department of Transportation

	FY 2023 Actuals	FY 2024 Expenditure Plan	FY 2025 Funding Issue	FY 2025 Total Request
<b>Program:</b> DTA-2-0 Intermodal Transportation				
<b>Sub Program:</b> DTA-2-3 Intermodal Transportation Planning				
<b>Fund Source Total:</b>	67.2	11.0	-	11.0

### Travel Out-Of-State

Travel Out of State	-	4.0	-	4.0
Airfare and Other Common Carrier Charges	17.2	-	-	-
Car Rental Out-of-State	0.2	-	-	-
Lodging Out-of-State	24.6	-	-	-
Meals with Overnight Stay	4.0	-	-	-
Meals without Overnight Stay	0.7	-	-	-
Other Miscellaneous Out-of- State Travel	3.4	-	-	-
<b>Expenditure Category Total:</b>	50.0	4.0	-	4.0

### Fund Source

#### Appropriated Funds

DT2005 State Aviation Fund (Appropriated)	1.8	1.0	-	1.0
DT2030 State Highway Fund (Appropriated)	5.8	2.0	-	2.0
DT2226 Air Quality Fund (Appropriated)	0.7	1.0	-	1.0
<b>Appropriated Funds Total:</b>	8.4	4.0	-	4.0

#### Non-Appropriated Funds

DT2030 State Highway Fund (Non-Appropriated)	35.9	-	-	-
DT2097 ADOT Federal Programs Fund (Non-Appropriated)	5.8	-	-	-
<b>Non-Appropriated Funds Total:</b>	41.7	-	-	-
<b>Fund Source Total:</b>	50.0	4.0	-	4.0

### Aid To Organizations & Individuals

Aid to Organizations and Individuals	-	1,000.0	-	1,000.0
Aid to Counties	65.9	-	-	-
Aid to Municipalities	5,994.3	-	-	-
Aid to Other Governments	27,136.8	-	-	-
Aid to Other Organizations	10,726.9	-	-	-
<b>Expenditure Category Total:</b>	43,923.9	1,000.0	-	1,000.0

### Fund Source

## Program Expenditure Schedule

<b>Agency:</b>	<b>Department of Transportation</b>
----------------	-------------------------------------

	FY 2023 Actuals	FY 2024 Expenditure Plan	FY 2025 Funding Issue	FY 2025 Total Request
<b>Program: DTA-2-0 Intermodal Transportation</b>				
<b>Sub Program: DTA-2-3 Intermodal Transportation Planning</b>				
<b>Appropriated Funds</b>				
DT2005 State Aviation Fund (Appropriated)	-	-	-	-
DT2030 State Highway Fund (Appropriated)	0.0	-	-	-
<b>Appropriated Funds Total:</b>	<b>0.0</b>	-	-	-
<b>Non-Appropriated Funds</b>				
DT2005 State Aviation Fund (Non-Appropriated)	-	-	-	-
DT2030 State Highway Fund (Non-Appropriated)	111.2	-	-	-
DT2097 ADOT Federal Programs Fund (Non-Appropriated)	17,801.1	-	-	-
DT2244 Economic Strength Project Fund (Non-Appropriated)	498.7	1,000.0	-	1,000.0
DT3701 Local Agency Deposits Fund (Non-Appropriated)	25,512.9	-	-	-
<b>Non-Appropriated Funds Total:</b>	<b>43,923.9</b>	<b>1,000.0</b>	-	<b>1,000.0</b>
<b>Fund Source Total:</b>	<b>43,923.9</b>	<b>1,000.0</b>	-	<b>1,000.0</b>

<b>Other Operating Expenditures</b>
-------------------------------------

Other Operating Expenses	-	721.3	-	721.3
External Telecommunications Charges	112.4	-	-	-
Sanitation Waste Disposal	0.4	-	-	-
Water	0.8	-	-	-
Rental of Other Machinery & Equipment	64.3	-	-	-
Miscellaneous Rent	6.6	-	-	-
Late Charges on Overdue Payments	-	-	-	-
Repair & Maintenance - Buildings	14.8	-	-	-
Repair & Maintenance - Vehicles	37.3	-	-	-
Repair & Maintenance - Other Equipment	5.1	-	-	-
Repair & Maintenance - Other	6.7	-	-	-
Software Support, Maintenance Short-term Licensing	1,041.8	-	-	-
Uniforms	3.1	-	-	-
Office Supplies	122.0	-	-	-
Computer Supplies	6.0	-	-	-
Housekeeping Supplies	0.2	-	-	-
Medical and Dental Supplies	0.5	-	-	-



## Program Expenditure Schedule

**Agency:** Department of Transportation

	FY 2023 Actuals	FY 2024 Expenditure Plan	FY 2025 Funding Issue	FY 2025 Total Request
<b>Program:</b> DTA-2-0 Intermodal Transportation				
<b>Sub Program:</b> DTA-2-3 Intermodal Transportation Planning				

Automotive and Transportation Fuels	45.9	-	-	-
Repair & Maintenance Supplies - Neither Automotive Nor Related to Buildings	613.3	-	-	-
Other Operating Supplies	3.3	-	-	-
Employee Tuition Reimbursement	0.2	-	-	-
Conference Registration / Attendance Fees	100.0	-	-	-
Other Education & Training Costs	0.7	-	-	-
External Printing	1.9	-	-	-
Document Shredding and Destruction Services	0.2	-	-	-
Translation and sign language services	0.6	-	-	-
Dues	0.8	-	-	-
Books, Subscriptions & Publications	8.0	-	-	-
Other Miscellaneous Operating	0.8	-	-	-
<b>Expenditure Category Total:</b>	<b>2,197.4</b>	<b>721.3</b>	<b>-</b>	<b>721.3</b>

### Fund Source

#### Appropriated Funds

DT2005 State Aviation Fund (Appropriated)	2.5	21.7	-	21.7
DT2030 State Highway Fund (Appropriated)	204.2	311.9	-	311.9
DT2226 Air Quality Fund (Appropriated)	1.3	387.7	-	387.7
<b>Appropriated Funds Total:</b>	<b>207.9</b>	<b>721.3</b>	<b>-</b>	<b>721.3</b>

#### Non-Appropriated Funds

DT2005 State Aviation Fund (Non-Appropriated)	-	-	-	-
DT2030 State Highway Fund (Non-Appropriated)	1,836.3	-	-	-
DT2097 ADOT Federal Programs Fund (Non- Appropriated)	152.6	-	-	-
DT3701 Local Agency Deposits Fund (Non- Appropriated)	0.6	-	-	-
<b>Non-Appropriated Funds Total:</b>	<b>1,989.5</b>	<b>-</b>	<b>-</b>	<b>-</b>
<b>Fund Source Total:</b>	<b>2,197.4</b>	<b>721.3</b>	<b>-</b>	<b>721.3</b>

### Capital Equipment

Other Equipment - Capital Purchase	14.0	-	-	-
<b>Expenditure Category Total:</b>	<b>14.0</b>	<b>-</b>	<b>-</b>	<b>-</b>

## Program Expenditure Schedule

**Agency:** Department of Transportation

	FY 2023 Actuals	FY 2024 Expenditure Plan	FY 2025 Funding Issue	FY 2025 Total Request
--	--------------------	--------------------------------	-----------------------------	-----------------------------

**Program:** DTA-2-0 Intermodal Transportation

**Sub Program:** DTA-2-3 Intermodal Transportation Planning

**Fund Source**

**Appropriated Funds**

DT2030	State Highway Fund (Appropriated)	14.0	-	-	-
	<b>Appropriated Funds Total:</b>	<b>14.0</b>	-	-	-
	<b>Fund Source Total:</b>	<b>14.0</b>	-	-	-

**Non-Capital Equipment**

	Non-Capital Resources	-	10.0	-	10.0
	Computer Equipment – Non- Capitalized Purchases	134.1	-	-	-
	Telecommunications Equipment - Non-Capital Purchase	0.0	-	-	-
	Other Equipment - Non- Capital Purchase	(2.6)	-	-	-
	Purchased or licensed software / website	0.2	-	-	-
	<b>Expenditure Category Total:</b>	<b>131.7</b>	<b>10.0</b>	-	<b>10.0</b>

**Fund Source**

**Appropriated Funds**

DT2030	State Highway Fund (Appropriated)	5.6	10.0	-	10.0
	<b>Appropriated Funds Total:</b>	<b>5.6</b>	<b>10.0</b>	-	<b>10.0</b>

**Non-Appropriated Funds**

DT2030	State Highway Fund (Non-Appropriated)	123.8	-	-	-
DT2097	ADOT Federal Programs Fund (Non-Appropriated)	2.2	-	-	-
	<b>Non-Appropriated Funds Total:</b>	<b>126.1</b>	-	-	-
	<b>Fund Source Total:</b>	<b>131.7</b>	<b>10.0</b>	-	<b>10.0</b>

**Cost Allocation & Indirect Costs**

	Indirect Cost Charges	170.1	-	-	-
	<b>Expenditure Category Total:</b>	<b>170.1</b>	-	-	-

**Fund Source**

**Appropriated Funds**

DT2226	Air Quality Fund (Appropriated)	170.1	-	-	-
	<b>Appropriated Funds Total:</b>	<b>170.1</b>	-	-	-

## Program Expenditure Schedule

**Agency:** Department of Transportation

	FY 2023 Actuals	FY 2024 Expenditure Plan	FY 2025 Funding Issue	FY 2025 Total Request
--	--------------------	--------------------------------	-----------------------------	-----------------------------

**Program:** DTA-2-0 Intermodal Transportation

**Sub Program:** DTA-2-3 Intermodal Transportation Planning

<b>Fund Source Total:</b>	170.1	-	-	-
---------------------------	-------	---	---	---

### Transfers-Out

Transfers	-	75.0	-	75.0
Federal Transfers Out	1,459.5	-	-	-
<b>Expenditure Category Total:</b>	<b>1,459.5</b>	<b>75.0</b>	-	<b>75.0</b>

### Fund Source

#### Appropriated Funds

DT2226 Air Quality Fund (Appropriated)	-	75.0	-	75.0
<b>Appropriated Funds Total:</b>	-	<b>75.0</b>	-	<b>75.0</b>

#### Non-Appropriated Funds

DT2030 State Highway Fund (Non-Appropriated)	1,456.7	-	-	-
DT3701 Local Agency Deposits Fund (Non-Appropriated)	2.8	-	-	-
<b>Non-Appropriated Funds Total:</b>	<b>1,459.5</b>	-	-	-
<b>Fund Source Total:</b>	<b>1,459.5</b>	<b>75.0</b>	-	<b>75.0</b>

**Sub Program:** DTA-2-4 SLI Vehicles and Heavy Equipment

### FTE

FTE	183.0	183.0	25.0	208.0
<b>Expenditure Category Total:</b>	-	-	-	-

### Fund Source

#### Appropriated Funds

DT2071 ADOT Fleet Operations Fund (Appropriated)	183.0	183.0	25.0	208.0
<b>Appropriated Funds Total:</b>	<b>183.0</b>	<b>183.0</b>	<b>25.0</b>	<b>208.0</b>
<b>Fund Source Total:</b>	<b>183.0</b>	<b>183.0</b>	<b>25.0</b>	<b>208.0</b>

### Personal Services

Personal Services	10,568.8	10,388.6	1,302.7	11,691.3
<b>Expenditure Category Total:</b>	<b>10,568.8</b>	<b>10,388.6</b>	<b>1,302.7</b>	<b>11,691.3</b>

## Program Expenditure Schedule

**Agency:** Department of Transportation

	FY 2023 Actuals	FY 2024 Expenditure Plan	FY 2025 Funding Issue	FY 2025 Total Request
--	--------------------	--------------------------------	-----------------------------	-----------------------------

**Program:** DTA-2-0 Intermodal Transportation

**Sub Program:** DTA-2-4 SLI Vehicles and Heavy Equipment

### Fund Source

**Appropriated Funds**

DT2071	ADOT Fleet Operations Fund (Appropriated)	10,568.8	10,388.6	1,302.7	11,691.3
<b>Appropriated Funds Total:</b>		<b>10,568.8</b>	<b>10,388.6</b>	<b>1,302.7</b>	<b>11,691.3</b>
<b>Fund Source Total:</b>		<b>10,568.8</b>	<b>10,388.6</b>	<b>1,302.7</b>	<b>11,691.3</b>

### Employee Related Expenditures

Employee Related Expenses	-	4,827.5	694.9	5,522.4
FICA Taxes	772.5	-	-	-
Medical Insurance	2,593.3	-	-	-
Basic Life	1.3	-	-	-
Long-Term Disability (ASRS)	13.8	-	-	-
Unemployment Compensation & Other State' Taxes	3.7	-	-	-
Dental Insurance	18.4	-	-	-
Workers' Compensation	126.8	-	-	-
Arizona State Retirement System	1,185.1	-	-	-
Alternate Retirement Contributions – Contracted Retirees	1.3	-	-	-
Personnel Board Pro-Rata Charges	90.9	-	-	-
Information Technology Pro Rata Charge	60.2	-	-	-
Accumulated Sick Leave Fund Charge	42.3	-	-	-
<b>Expenditure Category Total:</b>	<b>4,909.6</b>	<b>4,827.5</b>	<b>694.9</b>	<b>5,522.4</b>

### Fund Source

**Appropriated Funds**

DT2071	ADOT Fleet Operations Fund (Appropriated)	4,909.6	4,827.5	694.9	5,522.4
<b>Appropriated Funds Total:</b>		<b>4,909.6</b>	<b>4,827.5</b>	<b>694.9</b>	<b>5,522.4</b>
<b>Fund Source Total:</b>		<b>4,909.6</b>	<b>4,827.5</b>	<b>694.9</b>	<b>5,522.4</b>

### Professional & Outside Services

Temporary Agency Services	173.3	-	-	-
Other Medical Services	3.2	-	-	-

## Program Expenditure Schedule

**Agency:** Department of Transportation

	FY 2023 Actuals	FY 2024 Expenditure Plan	FY 2025 Funding Issue	FY 2025 Total Request
<b>Program:</b> DTA-2-0 Intermodal Transportation				
<b>Sub Program:</b> DTA-2-4 SLI Vehicles and Heavy Equipment				

Other Professional & Outside Services	92.1	-	-	-
<b>Expenditure Category Total:</b>	<b>268.5</b>	-	-	-

### Fund Source

#### Appropriated Funds

DT2071 ADOT Fleet Operations Fund (Appropriated)	268.5	-	-	-
<b>Appropriated Funds Total:</b>	<b>268.5</b>	-	-	-
<b>Fund Source Total:</b>	<b>268.5</b>	-	-	-

### Travel In-State

Lodging	48.5	-	-	-
Meals with Overnight Stay	12.4	-	-	-
Meals without Overnight Stay	2.4	-	-	-
Other Miscellaneous In- State Travel	1.2	-	-	-
<b>Expenditure Category Total:</b>	<b>64.4</b>	-	-	-

### Fund Source

#### Appropriated Funds

DT2071 ADOT Fleet Operations Fund (Appropriated)	64.4	-	-	-
<b>Appropriated Funds Total:</b>	<b>64.4</b>	-	-	-
<b>Fund Source Total:</b>	<b>64.4</b>	-	-	-

### Other Operating Expenditures

Other Operating Expenses	-	9,992.9	2,010.3	12,003.2
External Programming and System Development Costs	99.8	-	-	-
Charges Imposed Related to AFIS.	51.0	-	-	-
External Telecommunications Charges	200.4	-	-	-
Electricity	258.0	-	-	-
Sanitation Waste Disposal	38.1	-	-	-
Water	1.5	-	-	-
Gas & Fuel Oil for Buildings	39.8	-	-	-
Rental of Other Machinery & Equipment	54.0	-	-	-

## Program Expenditure Schedule

**Agency:** Department of Transportation

	FY 2023 Actuals	FY 2024 Expenditure Plan	FY 2025 Funding Issue	FY 2025 Total Request
<b>Program: DTA-2-0 Intermodal Transportation</b>				
<b>Sub Program: DTA-2-4 SLI Vehicles and Heavy Equipment</b>				
Miscellaneous Rent	27.7	-	-	-
Repair & Maintenance - Buildings	163.7	-	-	-
Repair & Maintenance - Vehicles	4,789.5	-	-	-
Repair & Maintenance - Other Equipment	39.8	-	-	-
Repair & Maintenance - Other	127.7	-	-	-
Software Support, Maintenance Short-term Licensing	(4,892.1)	-	-	-
Uniforms	77.0	-	-	-
Office Supplies	21.7	-	-	-
Computer Supplies	4.8	-	-	-
Housekeeping Supplies	7.4	-	-	-
Medical and Dental Supplies	20.0	-	-	-
Automotive and Transportation Fuels	(140.9)	-	-	-
Automotive Lubricants & Supplies	3,864.0	-	-	-
Repair & Maintenance Supplies - Neither Automotive Nor Related to Buildings	6.4	-	-	-
Repair & Maintenance Supplies - Related to Buildings	10.1	-	-	-
Other Operating Supplies	3.1	-	-	-
Employee Tuition Reimbursement	12.6	-	-	-
Conference Registration / Attendance Fees	1.4	-	-	-
Other Education & Training Costs	2.5	-	-	-
Advertising	0.1	-	-	-
External Printing	0.2	-	-	-
Postage & Delivery	14.6	-	-	-
Document Shredding and Destruction Services	0.1	-	-	-
Awards	5.4	-	-	-
Dues	0.5	-	-	-
Books, Subscriptions & Publications	8.6	-	-	-
Payments for Contracted State Inmate Labor	3.4	-	-	-
Payments to State Inmates	0.2	-	-	-
Other Miscellaneous Operating	145.6	-	-	-
<b>Expenditure Category Total:</b>	<b>5,067.9</b>	<b>9,992.9</b>	<b>2,010.3</b>	<b>12,003.2</b>

## Program Expenditure Schedule

**Agency:** Department of Transportation

	FY 2023 Actuals	FY 2024 Expenditure Plan	FY 2025 Funding Issue	FY 2025 Total Request
--	--------------------	--------------------------------	-----------------------------	-----------------------------

**Program:** DTA-2-0 Intermodal Transportation

**Sub Program:** DTA-2-4 SLI Vehicles and Heavy Equipment

**Fund Source**

**Appropriated Funds**

DT2071	ADOT Fleet Operations Fund (Appropriated)	5,067.9	9,992.9	2,010.3	12,003.2
<b>Appropriated Funds Total:</b>		<b>5,067.9</b>	<b>9,992.9</b>	<b>2,010.3</b>	<b>12,003.2</b>
<b>Fund Source Total:</b>		<b>5,067.9</b>	<b>9,992.9</b>	<b>2,010.3</b>	<b>12,003.2</b>

**Capital Outlay**

Buildings & Building Improvements Capital Purchases	0.2	-	-	-
<b>Expenditure Category Total:</b>	<b>0.2</b>	<b>-</b>	<b>-</b>	<b>-</b>

**Fund Source**

**Appropriated Funds**

DT2071	ADOT Fleet Operations Fund (Appropriated)	0.2	-	-	-
<b>Appropriated Funds Total:</b>		<b>0.2</b>	<b>-</b>	<b>-</b>	<b>-</b>
<b>Fund Source Total:</b>		<b>0.2</b>	<b>-</b>	<b>-</b>	<b>-</b>

**Capital Equipment**

Vehicles – Capital Purchase	(9.4)	-	-	-
Other Equipment - Capital Purchase	-	-	-	-
<b>Expenditure Category Total:</b>	<b>(9.4)</b>	<b>-</b>	<b>-</b>	<b>-</b>

**Fund Source**

**Appropriated Funds**

DT2071	ADOT Fleet Operations Fund (Appropriated)	(9.4)	-	-	-
<b>Appropriated Funds Total:</b>		<b>(9.4)</b>	<b>-</b>	<b>-</b>	<b>-</b>
<b>Fund Source Total:</b>		<b>(9.4)</b>	<b>-</b>	<b>-</b>	<b>-</b>

**Non-Capital Equipment**

Furniture - Non-Capital Purchase	0.6	-	-	-
Computer Equipment – Non- Capitalized Purchases	3.8	-	-	-

## Program Expenditure Schedule

**Agency:** Department of Transportation

	FY 2023 Actuals	FY 2024 Expenditure Plan	FY 2025 Funding Issue	FY 2025 Total Request
--	--------------------	--------------------------------	-----------------------------	-----------------------------

**Program:** DTA-2-0 Intermodal Transportation

**Sub Program:** DTA-2-4 SLI Vehicles and Heavy Equipment

Telecommunications Equipment - Non-Capital Purchase	0.2	-	-	-
Other Equipment - Non- Capital Purchase	89.6	-	-	-
<b>Expenditure Category Total:</b>	<b>94.3</b>	-	-	-

**Fund Source**

**Appropriated Funds**

DT2071 ADOT Fleet Operations Fund (Appropriated)	94.3	-	-	-
<b>Appropriated Funds Total:</b>	<b>94.3</b>	-	-	-
<b>Fund Source Total:</b>	<b>94.3</b>	-	-	-

**Sub Program:** DTA-2-7 SLI Driver Safety and Livestock Control

**Personal Services**

Personal Services	79.6	100.0	-	100.0
<b>Expenditure Category Total:</b>	<b>79.6</b>	<b>100.0</b>	-	<b>100.0</b>

**Fund Source**

**Appropriated Funds**

DT2030 State Highway Fund (Appropriated)	79.6	100.0	-	100.0
<b>Appropriated Funds Total:</b>	<b>79.6</b>	<b>100.0</b>	-	<b>100.0</b>
<b>Fund Source Total:</b>	<b>79.6</b>	<b>100.0</b>	-	<b>100.0</b>

**Employee Related Expenditures**

Employee Related Expenses	-	50.4	-	50.4
FICA Taxes	5.9	-	-	-
Medical Insurance	16.6	-	-	-
Basic Life	0.0	-	-	-
Long-Term Disability (ASRS)	0.1	-	-	-
Dental Insurance	0.1	-	-	-
Workers' Compensation	0.9	-	-	-
Arizona State Retirement System	9.1	-	-	-



## Program Expenditure Schedule

**Agency:** Department of Transportation

	FY 2023 Actuals	FY 2024 Expenditure Plan	FY 2025 Funding Issue	FY 2025 Total Request
--	--------------------	--------------------------------	-----------------------------	-----------------------------

**Program:** DTA-2-0 Intermodal Transportation

**Sub Program:** DTA-2-7 SLI Driver Safety and Livestock Control

Alternate Retirement Contributions – Reemployed Retirees	0.1	-	-	-
Personnel Board Pro-Rata Charges	0.7	-	-	-
Information Technology Pro Rata Charge	0.5	-	-	-
Accumulated Sick Leave Fund Charge	0.3	-	-	-
<b>Expenditure Category Total:</b>	<b>34.2</b>	<b>50.4</b>	<b>-</b>	<b>50.4</b>

### Fund Source

**Appropriated Funds**

DT2030 State Highway Fund (Appropriated)	34.2	50.4	-	50.4
<b>Appropriated Funds Total:</b>	<b>34.2</b>	<b>50.4</b>	<b>-</b>	<b>50.4</b>
<b>Fund Source Total:</b>	<b>34.2</b>	<b>50.4</b>	<b>-</b>	<b>50.4</b>

### Other Operating Expenditures

Other Operating Expenses	-	649.6	-	649.6
Repair & Maintenance - Other	158.4	-	-	-
Repair & Maintenance Supplies - Neither Automotive Nor Related to Buildings	3.2	-	-	-
<b>Expenditure Category Total:</b>	<b>161.6</b>	<b>649.6</b>	<b>-</b>	<b>649.6</b>

### Fund Source

**Appropriated Funds**

DT2030 State Highway Fund (Appropriated)	161.6	649.6	-	649.6
<b>Appropriated Funds Total:</b>	<b>161.6</b>	<b>649.6</b>	<b>-</b>	<b>649.6</b>
<b>Fund Source Total:</b>	<b>161.6</b>	<b>649.6</b>	<b>-</b>	<b>649.6</b>

**Sub Program:** DTA-2-8 SLI Highway Damage Recovery Account

### Other Operating Expenditures

Other Operating Expenses	-	8,000.8	-	8,000.8
Charges Imposed Related to AFIS.	0.6	-	-	-
Electricity	1,400.0	-	-	-
Rental of Other Machinery & Equipment	152.3	-	-	-

## Program Expenditure Schedule

**Agency:** Department of Transportation

	FY 2023 Actuals	FY 2024 Expenditure Plan	FY 2025 Funding Issue	FY 2025 Total Request
--	--------------------	--------------------------------	-----------------------------	-----------------------------

**Program:** DTA-2-0 Intermodal Transportation

**Sub Program:** DTA-2-8 SLI Highway Damage Recovery Account

Repair & Maintenance - Other	3,980.3	-	-	-
Automotive and Transportation Fuels	8.0	-	-	-
Repair & Maintenance Supplies - Neither Automotive Nor Related to Buildings	2,446.0	-	-	-
Other Operating Supplies	0.7	-	-	-
<b>Expenditure Category Total:</b>	<b>7,987.8</b>	<b>8,000.8</b>	<b>-</b>	<b>8,000.8</b>

### Fund Source

**Appropriated Funds**

DT2044 Highway Damage Recovery Account Fund (Appropriated)	7,987.8	8,000.8	-	8,000.8
<b>Appropriated Funds Total:</b>	<b>7,987.8</b>	<b>8,000.8</b>	<b>-</b>	<b>8,000.8</b>
<b>Fund Source Total:</b>	<b>7,987.8</b>	<b>8,000.8</b>	<b>-</b>	<b>8,000.8</b>

### Capital Outlay

Buildings & Building Improvements Capital Purchases	0.8	-	-	-
<b>Expenditure Category Total:</b>	<b>0.8</b>	<b>-</b>	<b>-</b>	<b>-</b>

### Fund Source

**Appropriated Funds**

DT2044 Highway Damage Recovery Account Fund (Appropriated)	0.8	-	-	-
<b>Appropriated Funds Total:</b>	<b>0.8</b>	<b>-</b>	<b>-</b>	<b>-</b>
<b>Fund Source Total:</b>	<b>0.8</b>	<b>-</b>	<b>-</b>	<b>-</b>

**Sub Program:** DTA-2-11 SLI Preventative Surface Treatments

### Personal Services

Personal Services	326.0	751.7	-	751.7
<b>Expenditure Category Total:</b>	<b>326.0</b>	<b>751.7</b>	<b>-</b>	<b>751.7</b>

### Fund Source

**Appropriated Funds**

DT2030 State Highway Fund (Appropriated)	326.0	751.7	-	751.7
--	-------	-------	---	-------

## Program Expenditure Schedule

**Agency:** Department of Transportation

	FY 2023 Actuals	FY 2024 Expenditure Plan	FY 2025 Funding Issue	FY 2025 Total Request
<b>Program:</b> DTA-2-0 Intermodal Transportation				
<b>Sub Program:</b> DTA-2-11 SLI Preventative Surface Treatments				
Appropriated Funds Total:	326.0	751.7	-	751.7
Fund Source Total:	326.0	751.7	-	751.7

### Employee Related Expenditures

Employee Related Expenses	-	305.8	-	305.8
FICA Taxes	18.1	-	-	-
Medical Insurance	53.3	-	-	-
Basic Life	0.0	-	-	-
Long-Term Disability (ASRS)	0.3	-	-	-
Dental Insurance	0.4	-	-	-
Workers' Compensation	2.8	-	-	-
Arizona State Retirement System	27.6	-	-	-
Alternate Retirement Contributions – Reemployed Retirees	0.1	-	-	-
Personnel Board Pro-Rata Charges	2.1	-	-	-
Information Technology Pro Rata Charge	1.4	-	-	-
Accumulated Sick Leave Fund Charge	1.0	-	-	-
<b>Expenditure Category Total:</b>	<b>107.1</b>	<b>305.8</b>	<b>-</b>	<b>305.8</b>

### Fund Source

#### Appropriated Funds

DT2030	State Highway Fund (Appropriated)	107.1	305.8	-	305.8
	<b>Appropriated Funds Total:</b>	<b>107.1</b>	<b>305.8</b>	<b>-</b>	<b>305.8</b>
	<b>Fund Source Total:</b>	<b>107.1</b>	<b>305.8</b>	<b>-</b>	<b>305.8</b>

### Travel In-State

Lodging	5.7	-	-	-
<b>Expenditure Category Total:</b>	<b>5.7</b>	<b>-</b>	<b>-</b>	<b>-</b>

### Fund Source

#### Appropriated Funds

DT2030	State Highway Fund (Appropriated)	5.7	-	-	-
	<b>Appropriated Funds Total:</b>	<b>5.7</b>	<b>-</b>	<b>-</b>	<b>-</b>
	<b>Fund Source Total:</b>	<b>5.7</b>	<b>-</b>	<b>-</b>	<b>-</b>

## Program Expenditure Schedule

**Agency:** Department of Transportation

	FY 2023 Actuals	FY 2024 Expenditure Plan	FY 2025 Funding Issue	FY 2025 Total Request
--	--------------------	--------------------------------	-----------------------------	-----------------------------

**Program:** DTA-2-0 Intermodal Transportation

**Sub Program:** DTA-2-11 SLI Preventative Surface Treatments

**Other Operating Expenditures**

Other Operating Expenses	-	35,084.5	-	35,084.5
Rental of Other Machinery & Equipment	0.2	-	-	-
Repair & Maintenance - Other	28,499.5	-	-	-
Repair & Maintenance Supplies - Neither Automotive Nor Related to Buildings	67.2	-	-	-
<b>Expenditure Category Total:</b>	<b>28,567.0</b>	<b>35,084.5</b>	-	<b>35,084.5</b>

**Fund Source**

**Appropriated Funds**

DT2030	State Highway Fund (Appropriated)	28,567.0	35,084.5	-	35,084.5
	<b>Appropriated Funds Total:</b>	<b>28,567.0</b>	<b>35,084.5</b>	-	<b>35,084.5</b>
	<b>Fund Source Total:</b>	<b>28,567.0</b>	<b>35,084.5</b>	-	<b>35,084.5</b>

**Sub Program:** DTA-2-12 SLI One-Time ADOT Fleet Fuel Inflation Funding

**Other Operating Expenditures**

Other Operating Expenses	-	2,337.9	-	2,337.9
<b>Expenditure Category Total:</b>	-	<b>2,337.9</b>	-	<b>2,337.9</b>

**Fund Source**

**Appropriated Funds**

DT2030	State Highway Fund (Appropriated)	-	2,337.9	-	2,337.9
	<b>Appropriated Funds Total:</b>	-	<b>2,337.9</b>	-	<b>2,337.9</b>
	<b>Fund Source Total:</b>	-	<b>2,337.9</b>	-	<b>2,337.9</b>

**Sub Program:** DTA-2-13 SLI Targeted Statewide Litter Removal

**Professional & Outside Services**

Professional and Outside Services	-	3,106.8	-	3,106.8
<b>Expenditure Category Total:</b>	-	<b>3,106.8</b>	-	<b>3,106.8</b>

## Program Expenditure Schedule

**Agency:** Department of Transportation

	FY 2023 Actuals	FY 2024 Expenditure Plan	FY 2025 Funding Issue	FY 2025 Total Request
--	--------------------	--------------------------------	-----------------------------	-----------------------------

**Program:** DTA-2-0 Intermodal Transportation

**Sub Program:** DTA-2-13 SLI Targeted Statewide Litter Removal

**Fund Source**

**Appropriated Funds**

DT2030	State Highway Fund (Appropriated)	-	3,106.8	-	3,106.8
	<b>Appropriated Funds Total:</b>	-	3,106.8	-	3,106.8
	<b>Fund Source Total:</b>	-	3,106.8	-	3,106.8

## Program Expenditure Schedule

**Agency:** Department of Transportation

	FY 2023 Actuals	FY 2024 Expenditure Plan	FY 2025 Funding Issue	FY 2025 Total Request
<b>Program: DTA-3-0 Motor Vehicle</b>				
<b>FTE</b>				
FTE	1,330.0	1,125.0	-	1,125.0
<b>Expenditure Category Total:</b>	-	-	-	-
<b>Fund Source</b>				
<b>Appropriated Funds</b>				
DT2030 State Highway Fund (Appropriated)	1,264.0	1,077.0	-	1,077.0
DT2208 Ignition Interlock Device Fund (Appropriated)	4.0	4.0	-	4.0
DT2272 Vehicle Inspection and Certificate of Title Enforcement Fund (Appropriated)	17.0	9.0	-	9.0
DT2285 Motor Vehicle Liability Insurance Enforcement Fund (Appropriated)	33.0	21.0	-	21.0
DT3113 Highway User Revenue Fund (Appropriated)	12.0	14.0	-	14.0
<b>Appropriated Funds Total:</b>	<b>1,330.0</b>	<b>1,125.0</b>	<b>-</b>	<b>1,125.0</b>
<b>Fund Source Total:</b>	<b>1,330.0</b>	<b>1,125.0</b>	<b>-</b>	<b>1,125.0</b>
<b>Personal Services</b>				
Personal Services	53,495.8	54,100.9	-	54,100.9
<b>Expenditure Category Total:</b>	<b>53,495.8</b>	<b>54,100.9</b>	<b>-</b>	<b>54,100.9</b>
<b>Fund Source</b>				
<b>Appropriated Funds</b>				
DT2030 State Highway Fund (Appropriated)	50,350.0	51,516.4	-	51,516.4
DT2208 Ignition Interlock Device Fund (Appropriated)	215.1	235.1	-	235.1
DT2272 Vehicle Inspection and Certificate of Title Enforcement Fund (Appropriated)	815.0	1,060.7	-	1,060.7
DT2285 Motor Vehicle Liability Insurance Enforcement Fund (Appropriated)	1,021.0	835.0	-	835.0
DT3113 Highway User Revenue Fund (Appropriated)	484.9	453.7	-	453.7
<b>Appropriated Funds Total:</b>	<b>52,886.0</b>	<b>54,100.9</b>	<b>-</b>	<b>54,100.9</b>
<b>Non-Appropriated Funds</b>				
DT2030 State Highway Fund (Non-Appropriated)	560.5	-	-	-
DT2985 ADOT Coronavirus State and Local Fiscal Recovery Fund (Non-Appropriated)	49.2	-	-	-
<b>Non-Appropriated Funds Total:</b>	<b>609.8</b>	<b>-</b>	<b>-</b>	<b>-</b>

## Program Expenditure Schedule

**Agency:** Department of Transportation

	FY 2023 Actuals	FY 2024 Expenditure Plan	FY 2025 Funding Issue	FY 2025 Total Request
<b>Program:</b> DTA-3-0 Motor Vehicle				
<b>Fund Source Total:</b>	53,495.8	54,100.9	-	54,100.9

### Employee Related Expenditures

Employee Related Expenses	-	26,502.1	-	26,502.1
FICA Taxes	3,920.2	-	-	-
Medical Insurance	13,530.8	-	-	-
Basic Life	8.2	-	-	-
Long-Term Disability (ASRS)	68.6	-	-	-
Unemployment Compensation & Other State' Taxes	32.3	-	-	-
Dental Insurance	102.1	-	-	-
Workers' Compensation	637.6	-	-	-
Arizona State Retirement System	5,896.8	-	-	-
Alternate Retirement Contributions – Contracted Retirees	0.7	-	-	-
Alternate Retirement Contributions – Reemployed Retirees	32.9	-	-	-
Personnel Board Pro-Rata Charges	460.2	-	-	-
Information Technology Pro Rata Charge	305.1	-	-	-
Accumulated Sick Leave Fund Charge	214.0	-	-	-
<b>Expenditure Category Total:</b>	<b>25,209.6</b>	<b>26,502.1</b>	<b>-</b>	<b>26,502.1</b>

### Fund Source

#### Appropriated Funds

DT2030	State Highway Fund (Appropriated)	23,682.7	25,125.0	-	25,125.0
DT2208	Ignition Interlock Device Fund (Appropriated)	113.1	120.1	-	120.1
DT2272	Vehicle Inspection and Certificate of Title Enforcement Fund (Appropriated)	421.4	500.4	-	500.4
DT2285	Motor Vehicle Liability Insurance Enforcement Fund (Appropriated)	487.0	426.6	-	426.6
DT3113	Highway User Revenue Fund (Appropriated)	208.5	330.0	-	330.0
	<b>Appropriated Funds Total:</b>	<b>24,912.6</b>	<b>26,502.1</b>	<b>-</b>	<b>26,502.1</b>

## Program Expenditure Schedule

**Agency:** Department of Transportation

	FY 2023 Actuals	FY 2024 Expenditure Plan	FY 2025 Funding Issue	FY 2025 Total Request
<b>Program: DTA-3-0 Motor Vehicle</b>				
<b>Non-Appropriated Funds</b>				
DT2030 State Highway Fund (Non-Appropriated)	286.7	-	-	-
DT2985 ADOT Coronavirus State and Local Fiscal Recovery Fund (Non-Appropriated)	10.3	-	-	-
<b>Non-Appropriated Funds Total:</b>	<b>297.0</b>	<b>-</b>	<b>-</b>	<b>-</b>
<b>Fund Source Total:</b>	<b>25,209.6</b>	<b>26,502.1</b>	<b>-</b>	<b>26,502.1</b>

### Professional & Outside Services

Professional and Outside Services	-	2,114.2	-	2,114.2
Other Design	1.4	-	-	-
Temporary Agency Services	1,090.5	-	-	-
Other Medical Services	5.8	-	-	-
Education & Training	2.7	-	-	-
Vendor Travel – Tax Reportable	7.5	-	-	-
Other Professional & Outside Services	3,041.2	-	-	-
<b>Expenditure Category Total:</b>	<b>4,149.0</b>	<b>2,114.2</b>	<b>-</b>	<b>2,114.2</b>

### Fund Source

<b>Appropriated Funds</b>				
DT2030 State Highway Fund (Appropriated)	2,043.8	2,114.2	-	2,114.2
DT2272 Vehicle Inspection and Certificate of Title Enforcement Fund (Appropriated)	15.0	-	-	-
DT2285 Motor Vehicle Liability Insurance Enforcement Fund (Appropriated)	251.3	-	-	-
DT3113 Highway User Revenue Fund (Appropriated)	9.2	-	-	-
<b>Appropriated Funds Total:</b>	<b>2,319.2</b>	<b>2,114.2</b>	<b>-</b>	<b>2,114.2</b>
<b>Non-Appropriated Funds</b>				
DT2030 State Highway Fund (Non-Appropriated)	72.8	-	-	-
DT2500 IGA and ISA Fund (Non-Appropriated)	1,757.0	-	-	-
<b>Non-Appropriated Funds Total:</b>	<b>1,829.8</b>	<b>-</b>	<b>-</b>	<b>-</b>
<b>Fund Source Total:</b>	<b>4,149.0</b>	<b>2,114.2</b>	<b>-</b>	<b>2,114.2</b>

### Travel In-State

Travel In-State	-	199.0	-	199.0
Mileage - Private Vehicle	9.1	-	-	-
Car Rental In-State	0.2	-	-	-



## Program Expenditure Schedule

**Agency:** Department of Transportation

	FY 2023 Actuals	FY 2024 Expenditure Plan	FY 2025 Funding Issue	FY 2025 Total Request
<b>Program: DTA-3-0 Motor Vehicle</b>				
Lodging	262.3	-	-	-
Meals with Overnight Stay	46.0	-	-	-
Meals without Overnight Stay	8.1	-	-	-
Other Miscellaneous In- State Travel	0.7	-	-	-
<b>Expenditure Category Total:</b>	<b>326.4</b>	<b>199.0</b>	<b>-</b>	<b>199.0</b>

### Fund Source

#### Appropriated Funds

DT2030	State Highway Fund (Appropriated)	322.6	194.0	-	194.0
DT2272	Vehicle Inspection and Certificate of Title Enforcement Fund (Appropriated)	0.3	-	-	-
DT2285	Motor Vehicle Liability Insurance Enforcement Fund (Appropriated)	0.1	5.0	-	5.0
DT3113	Highway User Revenue Fund (Appropriated)	0.5	-	-	-
<b>Appropriated Funds Total:</b>		<b>323.5</b>	<b>199.0</b>	<b>-</b>	<b>199.0</b>

#### Non-Appropriated Funds

DT2030	State Highway Fund (Non-Appropriated)	2.9	-	-	-
<b>Non-Appropriated Funds Total:</b>		<b>2.9</b>	<b>-</b>	<b>-</b>	<b>-</b>
<b>Fund Source Total:</b>		<b>326.4</b>	<b>199.0</b>	<b>-</b>	<b>199.0</b>

### Travel Out-Of-State

Travel Out of State	-	38.1	-	38.1
Airfare and Other Common Carrier Charges	11.9	-	-	-
Car Rental Out-of-State	0.4	-	-	-
Lodging Out-of-State	25.3	-	-	-
Meals with Overnight Stay	8.2	-	-	-
Meals without Overnight Stay	0.3	-	-	-
Other Miscellaneous Out-of- State Travel	1.6	-	-	-
<b>Expenditure Category Total:</b>	<b>47.7</b>	<b>38.1</b>	<b>-</b>	<b>38.1</b>

### Fund Source

#### Appropriated Funds

DT2030	State Highway Fund (Appropriated)	26.0	38.1	-	38.1
<b>Appropriated Funds Total:</b>		<b>26.0</b>	<b>38.1</b>	<b>-</b>	<b>38.1</b>

## Program Expenditure Schedule

**Agency:** Department of Transportation

		FY 2023 Actuals	FY 2024 Expenditure Plan	FY 2025 Funding Issue	FY 2025 Total Request
<b>Program: DTA-3-0 Motor Vehicle</b>					
<b>Non-Appropriated Funds</b>					
DT2030	State Highway Fund (Non-Appropriated)	21.8	-	-	-
<b>Non-Appropriated Funds Total:</b>		<b>21.8</b>	<b>-</b>	<b>-</b>	<b>-</b>
<b>Fund Source Total:</b>		<b>47.7</b>	<b>38.1</b>	<b>-</b>	<b>38.1</b>
<b>Food</b>					
	Food	-	2.0	-	2.0
	Food	2.9	-	-	-
<b>Expenditure Category Total:</b>		<b>2.9</b>	<b>2.0</b>	<b>-</b>	<b>2.0</b>
<b>Fund Source</b>					
<b>Appropriated Funds</b>					
DT2030	State Highway Fund (Appropriated)	2.9	2.0	-	2.0
<b>Appropriated Funds Total:</b>		<b>2.9</b>	<b>2.0</b>	<b>-</b>	<b>2.0</b>
<b>Fund Source Total:</b>		<b>2.9</b>	<b>2.0</b>	<b>-</b>	<b>2.0</b>
<b>Aid To Organizations &amp; Individuals</b>					
	Aid to Organizations and Individuals	-	6,897.5	-	6,897.5
	Aid to Other Organizations	5,971.6	-	-	-
<b>Expenditure Category Total:</b>		<b>5,971.6</b>	<b>6,897.5</b>	<b>-</b>	<b>6,897.5</b>
<b>Fund Source</b>					
<b>Non-Appropriated Funds</b>					
DT2650	Statewide Special Plates Fund (Non-Appropriated)	5,971.6	6,897.5	-	6,897.5
<b>Non-Appropriated Funds Total:</b>		<b>5,971.6</b>	<b>6,897.5</b>	<b>-</b>	<b>6,897.5</b>
<b>Fund Source Total:</b>		<b>5,971.6</b>	<b>6,897.5</b>	<b>-</b>	<b>6,897.5</b>
<b>Other Operating Expenditures</b>					
	Other Operating Expenses	-	33,269.2	(1,356.8)	31,912.4
	Internal Service Computer Processing, Hosting, Maintenance and Support Costs	124.6	-	-	-
	External Programming and System Development Costs	2,109.3	-	-	-
	Other External Computer Processing, Hosting, Maintenance and Support Costs	2,319.5	-	-	-
	External Telecommunications Charges	277.8	-	-	-

## Program Expenditure Schedule

<b>Agency:</b>	<b>Department of Transportation</b>
----------------	-------------------------------------

	FY 2023 Actuals	FY 2024 Expenditure Plan	FY 2025 Funding Issue	FY 2025 Total Request
<b>Program: DTA-3-0 Motor Vehicle</b>				
Sanitation Waste Disposal	54.8	-	-	-
Water	5.0	-	-	-
Gas & Fuel Oil for Buildings	5.0	-	-	-
Other Utilities	0.5	-	-	-
Rental of Land & Buildings	940.8	-	-	-
Rental of Other Machinery & Equipment	1,296.3	-	-	-
Miscellaneous Rent	175.5	-	-	-
Late Charges on Overdue Payments	0.0	-	-	-
Repair & Maintenance - Buildings	1,700.1	-	-	-
Repair & Maintenance - Vehicles	926.2	-	-	-
Repair & Maintenance - Other Equipment	10.7	-	-	-
Repair & Maintenance - Other	39.3	-	-	-
Software Support, Maintenance Short-term Licensing	837.9	-	-	-
Uniforms	160.6	-	-	-
Security Supplies	211.8	-	-	-
Office Supplies	756.1	-	-	-
Computer Supplies	81.2	-	-	-
Housekeeping Supplies	47.8	-	-	-
Medical and Dental Supplies	3.8	-	-	-
Automotive and Transportation Fuels	672.4	-	-	-
Automotive Lubricants & Supplies	0.5	-	-	-
Repair & Maintenance Supplies - Neither Automotive Nor Related to Buildings	2.9	-	-	-
Repair & Maintenance Supplies - Related to Buildings	13.0	-	-	-
Other Operating Supplies	208.8	-	-	-
Other Resale Supplies	8,005.1	-	-	-
Conference Registration / Attendance Fees	23.1	-	-	-
Other Education & Training Costs	8.6	-	-	-
Advertising	317.4	-	-	-
Internal Printing	0.0	-	-	-
External Printing	3,043.1	-	-	-
Postage & Delivery	10,722.8	-	-	-
Document Shredding and Destruction Services	37.4	-	-	-

## Program Expenditure Schedule

**Agency:** Department of Transportation

	FY 2023 Actuals	FY 2024 Expenditure Plan	FY 2025 Funding Issue	FY 2025 Total Request
<b>Program: DTA-3-0 Motor Vehicle</b>				
Translation and sign language services	6.0	-	-	-
Awards	32.3	-	-	-
Dues	744.5	-	-	-
Books, Subscriptions & Publications	30.6	-	-	-
Payments for Contracted State Inmate Labor	274.6	-	-	-
Fingerprinting, Background Checks, Etc.	16.4	-	-	-
Other Miscellaneous Operating	54.0	-	-	-
<b>Expenditure Category Total:</b>	<b>36,298.4</b>	<b>33,269.2</b>	<b>(1,356.8)</b>	<b>31,912.4</b>

### Fund Source

#### Appropriated Funds

DT2030	State Highway Fund (Appropriated)	28,972.0	27,198.4	(1,356.8)	25,841.6
DT2208	Ignition Interlock Device Fund (Appropriated)	1.1	3.5	-	3.5
DT2272	Vehicle Inspection and Certificate of Title Enforcement Fund (Appropriated)	54.3	84.7	-	84.7
DT2285	Motor Vehicle Liability Insurance Enforcement Fund (Appropriated)	1,143.1	303.6	-	303.6
DT3113	Highway User Revenue Fund (Appropriated)	30.0	79.0	-	79.0
<b>Appropriated Funds Total:</b>		<b>30,200.4</b>	<b>27,669.2</b>	<b>(1,356.8)</b>	<b>26,312.4</b>

#### Non-Appropriated Funds

DT2030	State Highway Fund (Non-Appropriated)	5,232.0	4,600.0	-	4,600.0
DT2150	Abandoned Vehicles Administration Fund (Non-Appropriated)	865.5	1,000.0	-	1,000.0
DT2380	Motor Carrier Safety Revolving Fund (Non-Appropriated)	0.5	-	-	-
<b>Non-Appropriated Funds Total:</b>		<b>6,098.0</b>	<b>5,600.0</b>	<b>-</b>	<b>5,600.0</b>
<b>Fund Source Total:</b>		<b>36,298.4</b>	<b>33,269.2</b>	<b>(1,356.8)</b>	<b>31,912.4</b>

### Capital Outlay

Capital Outlay	-	70.2	-	70.2
Buildings & Building Improvements Capital Purchases	45.2	-	-	-
Other Improvements - Acquired by Purchase	0.4	-	-	-
<b>Expenditure Category Total:</b>	<b>45.6</b>	<b>70.2</b>	<b>-</b>	<b>70.2</b>

## Program Expenditure Schedule

**Agency:** Department of Transportation

	FY 2023 Actuals	FY 2024 Expenditure Plan	FY 2025 Funding Issue	FY 2025 Total Request
<b>Program: DTA-3-0 Motor Vehicle</b>				
<b>Fund Source</b>				
<b>Appropriated Funds</b>				
DT2030 State Highway Fund (Appropriated)	45.6	70.2	-	70.2
<b>Appropriated Funds Total:</b>	<b>45.6</b>	<b>70.2</b>	<b>-</b>	<b>70.2</b>
<b>Fund Source Total:</b>	<b>45.6</b>	<b>70.2</b>	<b>-</b>	<b>70.2</b>

<b>Capital Equipment</b>				
Capital Equipment	-	50.0	-	50.0
Vehicles – Capital Purchase	109.8	-	-	-
Computer Equipment - Capitalized Purchase	7.2	-	-	-
Other Equipment - Capital Purchase	-	-	-	-
Purchased or licensed software / website	9.5	-	-	-
<b>Expenditure Category Total:</b>	<b>126.5</b>	<b>50.0</b>	<b>-</b>	<b>50.0</b>

<b>Fund Source</b>				
<b>Appropriated Funds</b>				
DT2030 State Highway Fund (Appropriated)	22.2	50.0	-	50.0
DT2272 Vehicle Inspection and Certificate of Title Enforcement Fund (Appropriated)	-	-	-	-
<b>Appropriated Funds Total:</b>	<b>22.2</b>	<b>50.0</b>	<b>-</b>	<b>50.0</b>
<b>Non-Appropriated Funds</b>				
DT2030 State Highway Fund (Non-Appropriated)	104.3	-	-	-
<b>Non-Appropriated Funds Total:</b>	<b>104.3</b>	<b>-</b>	<b>-</b>	<b>-</b>
<b>Fund Source Total:</b>	<b>126.5</b>	<b>50.0</b>	<b>-</b>	<b>50.0</b>

<b>Non-Capital Equipment</b>				
Non-Capital Resources	-	490.0	-	490.0
Furniture - Non-Capital Purchase	221.0	-	-	-
Computer Equipment – Non- Capitalized Purchases	131.7	-	-	-
Telecommunications Equipment - Non-Capital Purchase	9.5	-	-	-
Other Equipment - Non- Capital Purchase	47.6	-	-	-
Weapons - Non-Capital Purchase	807.3	-	-	-
Purchased or licensed software / website	138.6	-	-	-

## Program Expenditure Schedule

**Agency:** Department of Transportation

	FY 2023 Actuals	FY 2024 Expenditure Plan	FY 2025 Funding Issue	FY 2025 Total Request
<b>Program: DTA-3-0 Motor Vehicle</b>				
<b>Expenditure Category Total:</b>	1,355.7	490.0	-	490.0

**Fund Source**

**Appropriated Funds**

DT2030	State Highway Fund (Appropriated)	1,344.8	489.6	-	489.6
DT2285	Motor Vehicle Liability Insurance Enforcement Fund (Appropriated)	0.4	0.4	-	0.4
DT3113	Highway User Revenue Fund (Appropriated)	-	-	-	-
<b>Appropriated Funds Total:</b>		<b>1,345.2</b>	<b>490.0</b>	<b>-</b>	<b>490.0</b>

**Non-Appropriated Funds**

DT2030	State Highway Fund (Non-Appropriated)	11.1	-	-	-
DT2266	Cash Deposits Fund (Non-Appropriated)	(0.6)	-	-	-
<b>Non-Appropriated Funds Total:</b>		<b>10.6</b>	<b>-</b>	<b>-</b>	<b>-</b>
<b>Fund Source Total:</b>		<b>1,355.7</b>	<b>490.0</b>	<b>-</b>	<b>490.0</b>

**Transfers-Out**

	Transfers	-	-	-	-
	Transfers Out – Not Subject to Cost Allocation	350.0	-	-	-
<b>Expenditure Category Total:</b>		<b>350.0</b>	<b>-</b>	<b>-</b>	<b>-</b>

**Fund Source**

**Appropriated Funds**

DT2030	State Highway Fund (Appropriated)	-	-	-	-
DT2285	Motor Vehicle Liability Insurance Enforcement Fund (Appropriated)	350.0	-	-	-
<b>Appropriated Funds Total:</b>		<b>350.0</b>	<b>-</b>	<b>-</b>	<b>-</b>
<b>Fund Source Total:</b>		<b>350.0</b>	<b>-</b>	<b>-</b>	<b>-</b>

**Sub Program: DTA-3-1 Customer Services**

**FTE**

	FTE	843.0	835.0	-	835.0
<b>Expenditure Category Total:</b>		<b>-</b>	<b>-</b>	<b>-</b>	<b>-</b>

**Fund Source**

**Appropriated Funds**

## Program Expenditure Schedule

**Agency:** Department of Transportation

	FY 2023 Actuals	FY 2024 Expenditure Plan	FY 2025 Funding Issue	FY 2025 Total Request
<b>Program: DTA-3-0 Motor Vehicle</b>				
<b>Sub Program: DTA-3-1 Customer Services</b>				
DT2030 State Highway Fund (Appropriated)	831.0	823.0	-	823.0
DT2208 Ignition Interlock Device Fund (Appropriated)	4.0	4.0	-	4.0
DT2285 Motor Vehicle Liability Insurance Enforcement Fund (Appropriated)	8.0	8.0	-	8.0
<b>Appropriated Funds Total:</b>	<b>843.0</b>	<b>835.0</b>	<b>-</b>	<b>835.0</b>
<b>Fund Source Total:</b>	<b>843.0</b>	<b>835.0</b>	<b>-</b>	<b>835.0</b>

### Personal Services

Personal Services	36,667.1	35,833.7	-	35,833.7
<b>Expenditure Category Total:</b>	<b>36,667.1</b>	<b>35,833.7</b>	<b>-</b>	<b>35,833.7</b>

### Fund Source

#### Appropriated Funds

DT2030 State Highway Fund (Appropriated)	36,117.0	35,322.9	-	35,322.9
DT2208 Ignition Interlock Device Fund (Appropriated)	215.1	235.1	-	235.1
DT2285 Motor Vehicle Liability Insurance Enforcement Fund (Appropriated)	316.7	275.7	-	275.7
<b>Appropriated Funds Total:</b>	<b>36,648.8</b>	<b>35,833.7</b>	<b>-</b>	<b>35,833.7</b>

#### Non-Appropriated Funds

DT2030 State Highway Fund (Non-Appropriated)	18.3	-	-	-
<b>Non-Appropriated Funds Total:</b>	<b>18.3</b>	<b>-</b>	<b>-</b>	<b>-</b>
<b>Fund Source Total:</b>	<b>36,667.1</b>	<b>35,833.7</b>	<b>-</b>	<b>35,833.7</b>

### Employee Related Expenditures

Employee Related Expenses	-	18,187.4	-	18,187.4
FICA Taxes	2,680.8	-	-	-
Medical Insurance	9,430.4	-	-	-
Basic Life	6.1	-	-	-
Long-Term Disability (ASRS)	46.4	-	-	-
Unemployment Compensation & Other State' Taxes	32.1	-	-	-
Dental Insurance	72.6	-	-	-
Workers' Compensation	436.6	-	-	-
Arizona State Retirement System	3,987.5	-	-	-

## Program Expenditure Schedule

**Agency:** Department of Transportation

	FY 2023 Actuals	FY 2024 Expenditure Plan	FY 2025 Funding Issue	FY 2025 Total Request
--	--------------------	--------------------------------	-----------------------------	-----------------------------

**Program:** DTA-3-0 Motor Vehicle

**Sub Program:** DTA-3-1 Customer Services

Alternate Retirement Contributions – Contracted Retirees	0.7	-	-	-
Personnel Board Pro-Rata Charges	315.5	-	-	-
Information Technology Pro Rata Charge	209.3	-	-	-
Accumulated Sick Leave Fund Charge	146.7	-	-	-
<b>Expenditure Category Total:</b>	<b>17,364.8</b>	<b>18,187.4</b>	<b>-</b>	<b>18,187.4</b>

### Fund Source

#### Appropriated Funds

DT2030 State Highway Fund (Appropriated)	17,097.3	17,927.0	-	17,927.0
DT2208 Ignition Interlock Device Fund (Appropriated)	113.1	120.1	-	120.1
DT2285 Motor Vehicle Liability Insurance Enforcement Fund (Appropriated)	145.2	140.3	-	140.3
<b>Appropriated Funds Total:</b>	<b>17,355.6</b>	<b>18,187.4</b>	<b>-</b>	<b>18,187.4</b>

#### Non-Appropriated Funds

DT2030 State Highway Fund (Non-Appropriated)	9.2	-	-	-
<b>Non-Appropriated Funds Total:</b>	<b>9.2</b>	<b>-</b>	<b>-</b>	<b>-</b>
<b>Fund Source Total:</b>	<b>17,364.8</b>	<b>18,187.4</b>	<b>-</b>	<b>18,187.4</b>

### Professional & Outside Services

Professional and Outside Services	-	1,588.5	-	1,588.5
Other Design	1.4	-	-	-
Temporary Agency Services	1,090.5	-	-	-
Other Medical Services	1.6	-	-	-
Education & Training	0.5	-	-	-
Vendor Travel – Tax Reportable	5.6	-	-	-
Other Professional & Outside Services	2,969.0	-	-	-
<b>Expenditure Category Total:</b>	<b>4,068.7</b>	<b>1,588.5</b>	<b>-</b>	<b>1,588.5</b>

### Fund Source

#### Appropriated Funds

DT2030 State Highway Fund (Appropriated)	2,018.9	1,588.5	-	1,588.5
DT2285 Motor Vehicle Liability Insurance Enforcement Fund (Appropriated)	220.0	-	-	-
<b>Appropriated Funds Total:</b>	<b>2,238.9</b>	<b>1,588.5</b>	<b>-</b>	<b>1,588.5</b>



## Program Expenditure Schedule

**Agency:** Department of Transportation

	FY 2023 Actuals	FY 2024 Expenditure Plan	FY 2025 Funding Issue	FY 2025 Total Request
--	--------------------	--------------------------------	-----------------------------	-----------------------------

**Program:** DTA-3-0 Motor Vehicle

**Sub Program:** DTA-3-1 Customer Services

**Non-Appropriated Funds**

DT2030	State Highway Fund (Non-Appropriated)	72.8	-	-	-
DT2500	IGA and ISA Fund (Non-Appropriated)	1,757.0	-	-	-
<b>Non-Appropriated Funds Total:</b>		<b>1,829.8</b>	-	-	-
<b>Fund Source Total:</b>		<b>4,068.7</b>	<b>1,588.5</b>	-	<b>1,588.5</b>

**Travel In-State**

	Travel In-State	-	107.8	-	107.8
	Mileage - Private Vehicle	5.4	-	-	-
	Car Rental In-State	0.0	-	-	-
	Lodging	122.5	-	-	-
	Meals with Overnight Stay	16.0	-	-	-
	Meals without Overnight Stay	3.8	-	-	-
	Other Miscellaneous In- State Travel	0.4	-	-	-
<b>Expenditure Category Total:</b>		<b>148.0</b>	<b>107.8</b>	-	<b>107.8</b>

**Fund Source**

**Appropriated Funds**

DT2030	State Highway Fund (Appropriated)	148.0	107.8	-	107.8
<b>Appropriated Funds Total:</b>		<b>148.0</b>	<b>107.8</b>	-	<b>107.8</b>
<b>Fund Source Total:</b>		<b>148.0</b>	<b>107.8</b>	-	<b>107.8</b>

**Travel Out-Of-State**

	Travel Out of State	-	3.1	-	3.1
	Airfare and Other Common Carrier Charges	3.5	-	-	-
	Lodging Out-of-State	3.8	-	-	-
	Meals with Overnight Stay	0.7	-	-	-
	Meals without Overnight Stay	0.0	-	-	-
	Other Miscellaneous Out-of- State Travel	0.8	-	-	-
<b>Expenditure Category Total:</b>		<b>8.8</b>	<b>3.1</b>	-	<b>3.1</b>

**Fund Source**

**Appropriated Funds**

DT2030	State Highway Fund (Appropriated)	5.2	3.1	-	3.1
--------	-----------------------------------	-----	-----	---	-----

## Program Expenditure Schedule

**Agency:** Department of Transportation

	FY 2023 Actuals	FY 2024 Expenditure Plan	FY 2025 Funding Issue	FY 2025 Total Request
<b>Program:</b> DTA-3-0 Motor Vehicle				
<b>Sub Program:</b> DTA-3-1 Customer Services				
Appropriated Funds Total:	5.2	3.1	-	3.1
<b>Non-Appropriated Funds</b>				
DT2030 State Highway Fund (Non-Appropriated)	3.6	-	-	-
Non-Appropriated Funds Total:	3.6	-	-	-
<b>Fund Source Total:</b>	<b>8.8</b>	<b>3.1</b>	<b>-</b>	<b>3.1</b>

### Aid To Organizations & Individuals

Aid to Organizations and Individuals	-	6,897.5	-	6,897.5
Aid to Other Organizations	5,971.6	-	-	-
<b>Expenditure Category Total:</b>	<b>5,971.6</b>	<b>6,897.5</b>	<b>-</b>	<b>6,897.5</b>

### Fund Source

<b>Non-Appropriated Funds</b>				
DT2650 Statewide Special Plates Fund (Non-Appropriated)	5,971.6	6,897.5	-	6,897.5
Non-Appropriated Funds Total:	5,971.6	6,897.5	-	6,897.5
<b>Fund Source Total:</b>	<b>5,971.6</b>	<b>6,897.5</b>	<b>-</b>	<b>6,897.5</b>

### Other Operating Expenditures

Other Operating Expenses	-	29,304.0	(1,020.0)	28,284.0
Internal Service Computer Processing, Hosting, Maintenance and Support Costs	124.2	-	-	-
Other External Computer Processing, Hosting, Maintenance and Support Costs	2,319.5	-	-	-
External Telecommunications Charges	49.7	-	-	-
Sanitation Waste Disposal	36.4	-	-	-
Water	0.3	-	-	-
Rental of Land & Buildings	287.0	-	-	-
Rental of Other Machinery & Equipment	452.6	-	-	-
Miscellaneous Rent	103.3	-	-	-
Late Charges on Overdue Payments	0.0	-	-	-
Repair & Maintenance - Buildings	1,245.8	-	-	-
Repair & Maintenance - Vehicles	871.1	-	-	-
Repair & Maintenance - Other Equipment	8.7	-	-	-

## Program Expenditure Schedule

**Agency:** Department of Transportation

	FY 2023 Actuals	FY 2024 Expenditure Plan	FY 2025 Funding Issue	FY 2025 Total Request
<b>Program:</b> DTA-3-0 Motor Vehicle				
<b>Sub Program:</b> DTA-3-1 Customer Services				

Software Support, Maintenance Short-term Licensing	567.9	-	-	-
Uniforms	7.9	-	-	-
Office Supplies	678.7	-	-	-
Computer Supplies	58.2	-	-	-
Housekeeping Supplies	47.8	-	-	-
Medical and Dental Supplies	3.6	-	-	-
Automotive and Transportation Fuels	63.4	-	-	-
Repair & Maintenance Supplies - Neither Automotive Nor Related to Buildings	2.9	-	-	-
Repair & Maintenance Supplies - Related to Buildings	10.0	-	-	-
Other Operating Supplies	19.4	-	-	-
Other Resale Supplies	8,005.1	-	-	-
Conference Registration / Attendance Fees	5.0	-	-	-
Advertising	317.1	-	-	-
Internal Printing	0.0	-	-	-
External Printing	3,021.9	-	-	-
Postage & Delivery	10,721.5	-	-	-
Document Shredding and Destruction Services	34.6	-	-	-
Translation and sign language services	6.0	-	-	-
Awards	22.0	-	-	-
Dues	725.8	-	-	-
Books, Subscriptions & Publications	24.8	-	-	-
Payments for Contracted State Inmate Labor	274.6	-	-	-
Other Miscellaneous Operating	47.5	-	-	-
<b>Expenditure Category Total:</b>	<b>30,164.5</b>	<b>29,304.0</b>	<b>(1,020.0)</b>	<b>28,284.0</b>

### Fund Source

#### Appropriated Funds

DT2030	State Highway Fund (Appropriated)	24,965.1	23,597.0	(1,020.0)	22,577.0
DT2208	Ignition Interlock Device Fund (Appropriated)	1.1	3.5	-	3.5

## Program Expenditure Schedule

**Agency:** Department of Transportation

	FY 2023 Actuals	FY 2024 Expenditure Plan	FY 2025 Funding Issue	FY 2025 Total Request
<b>Program: DTA-3-0 Motor Vehicle</b>				
<b>Sub Program: DTA-3-1 Customer Services</b>				
DT2285 Motor Vehicle Liability Insurance Enforcement Fund (Appropriated)	4.9	103.5	-	103.5
<b>Appropriated Funds Total:</b>	<b>24,971.0</b>	<b>23,704.0</b>	<b>(1,020.0)</b>	<b>22,684.0</b>
<b>Non-Appropriated Funds</b>				
DT2030 State Highway Fund (Non-Appropriated)	4,327.9	4,600.0	-	4,600.0
DT2150 Abandoned Vehicles Administration Fund (Non-Appropriated)	865.5	1,000.0	-	1,000.0
<b>Non-Appropriated Funds Total:</b>	<b>5,193.4</b>	<b>5,600.0</b>	<b>-</b>	<b>5,600.0</b>
<b>Fund Source Total:</b>	<b>30,164.5</b>	<b>29,304.0</b>	<b>(1,020.0)</b>	<b>28,284.0</b>

### Capital Outlay

Capital Outlay	-	70.2	-	70.2
Buildings & Building Improvements Capital Purchases	44.9	-	-	-
Other Improvements - Acquired by Purchase	0.4	-	-	-
<b>Expenditure Category Total:</b>	<b>45.3</b>	<b>70.2</b>	<b>-</b>	<b>70.2</b>

### Fund Source

#### Appropriated Funds

DT2030 State Highway Fund (Appropriated)	45.3	70.2	-	70.2
<b>Appropriated Funds Total:</b>	<b>45.3</b>	<b>70.2</b>	<b>-</b>	<b>70.2</b>
<b>Fund Source Total:</b>	<b>45.3</b>	<b>70.2</b>	<b>-</b>	<b>70.2</b>

### Non-Capital Equipment

Non-Capital Resources	-	240.0	-	240.0
Furniture - Non-Capital Purchase	218.7	-	-	-
Computer Equipment – Non- Capitalized Purchases	66.2	-	-	-
Telecommunications Equipment - Non-Capital Purchase	-	-	-	-
Other Equipment - Non- Capital Purchase	0.7	-	-	-
Purchased or licensed software / website	138.6	-	-	-
<b>Expenditure Category Total:</b>	<b>424.2</b>	<b>240.0</b>	<b>-</b>	<b>240.0</b>

### Fund Source

## Program Expenditure Schedule

**Agency:** Department of Transportation

	FY 2023 Actuals	FY 2024 Expenditure Plan	FY 2025 Funding Issue	FY 2025 Total Request
--	--------------------	--------------------------------	-----------------------------	-----------------------------

**Program:** DTA-3-0 Motor Vehicle

**Sub Program:** DTA-3-1 Customer Services

**Appropriated Funds**

DT2030	State Highway Fund (Appropriated)	423.8	239.6	-	239.6
DT2285	Motor Vehicle Liability Insurance Enforcement Fund (Appropriated)	0.4	0.4	-	0.4
<b>Appropriated Funds Total:</b>		<b>424.2</b>	<b>240.0</b>	-	<b>240.0</b>
<b>Fund Source Total:</b>		<b>424.2</b>	<b>240.0</b>	-	<b>240.0</b>

**Transfers-Out**

Transfers		-	-	-	-
<b>Expenditure Category Total:</b>		-	-	-	-

**Fund Source**

**Appropriated Funds**

DT2030	State Highway Fund (Appropriated)	-	-	-	-
<b>Appropriated Funds Total:</b>		-	-	-	-
<b>Fund Source Total:</b>		-	-	-	-

**Sub Program:** DTA-3-2 Motor Vehicle Enforcement Services

**FTE**

FTE		463.0	265.0	-	265.0
<b>Expenditure Category Total:</b>		-	-	-	-

**Fund Source**

**Appropriated Funds**

DT2030	State Highway Fund (Appropriated)	413.0	233.0	-	233.0
DT2272	Vehicle Inspection and Certificate of Title Enforcement Fund (Appropriated)	16.0	8.0	-	8.0
DT2285	Motor Vehicle Liability Insurance Enforcement Fund (Appropriated)	24.0	12.0	-	12.0
DT3113	Highway User Revenue Fund (Appropriated)	10.0	12.0	-	12.0
<b>Appropriated Funds Total:</b>		<b>463.0</b>	<b>265.0</b>	-	<b>265.0</b>
<b>Fund Source Total:</b>		<b>463.0</b>	<b>265.0</b>	-	<b>265.0</b>

## Program Expenditure Schedule

**Agency:** Department of Transportation

	FY 2023 Actuals	FY 2024 Expenditure Plan	FY 2025 Funding Issue	FY 2025 Total Request
<b>Program:</b> DTA-3-0 Motor Vehicle				
<b>Sub Program:</b> DTA-3-2 Motor Vehicle Enforcement Services				
<b>Personal Services</b>				
Personal Services	15,668.0	17,073.1	-	17,073.1
<b>Expenditure Category Total:</b>	<b>15,668.0</b>	<b>17,073.1</b>	<b>-</b>	<b>17,073.1</b>

<b>Fund Source</b>					
<b>Appropriated Funds</b>					
DT2030	State Highway Fund (Appropriated)	13,242.5	15,203.2	-	15,203.2
DT2272	Vehicle Inspection and Certificate of Title Enforcement Fund (Appropriated)	761.4	1,013.9	-	1,013.9
DT2285	Motor Vehicle Liability Insurance Enforcement Fund (Appropriated)	671.8	518.9	-	518.9
DT3113	Highway User Revenue Fund (Appropriated)	400.8	337.1	-	337.1
	<b>Appropriated Funds Total:</b>	<b>15,076.6</b>	<b>17,073.1</b>	<b>-</b>	<b>17,073.1</b>
<b>Non-Appropriated Funds</b>					
DT2030	State Highway Fund (Non-Appropriated)	542.2	-	-	-
DT2985	ADOT Coronavirus State and Local Fiscal Recovery Fund (Non-Appropriated)	49.2	-	-	-
	<b>Non-Appropriated Funds Total:</b>	<b>591.5</b>	<b>-</b>	<b>-</b>	<b>-</b>
	<b>Fund Source Total:</b>	<b>15,668.0</b>	<b>17,073.1</b>	<b>-</b>	<b>17,073.1</b>

<b>Employee Related Expenditures</b>					
	Employee Related Expenses	-	7,637.6	-	7,637.6
	FICA Taxes	1,154.7	-	-	-
	Medical Insurance	3,850.6	-	-	-
	Basic Life	1.9	-	-	-
	Long-Term Disability (ASRS)	20.8	-	-	-
	Unemployment Compensation & Other State' Taxes	0.2	-	-	-
	Dental Insurance	27.4	-	-	-
	Workers' Compensation	186.9	-	-	-
	Arizona State Retirement System	1,785.6	-	-	-
	Alternate Retirement Contributions – Reemployed Retirees	32.9	-	-	-
	Personnel Board Pro-Rata Charges	134.7	-	-	-
	Information Technology Pro Rata Charge	89.2	-	-	-

## Program Expenditure Schedule

**Agency:** Department of Transportation

	FY 2023 Actuals	FY 2024 Expenditure Plan	FY 2025 Funding Issue	FY 2025 Total Request
<b>Program:</b> DTA-3-0 Motor Vehicle				
<b>Sub Program:</b> DTA-3-2 Motor Vehicle Enforcement Services				

Accumulated Sick Leave Fund Charge	62.7	-	-	-
<b>Expenditure Category Total:</b>	<b>7,347.5</b>	<b>7,637.6</b>	-	<b>7,637.6</b>

### Fund Source

#### Appropriated Funds

DT2030 State Highway Fund (Appropriated)	6,151.1	6,676.7	-	6,676.7
DT2272 Vehicle Inspection and Certificate of Title Enforcement Fund (Appropriated)	409.1	474.2	-	474.2
DT2285 Motor Vehicle Liability Insurance Enforcement Fund (Appropriated)	318.0	259.4	-	259.4
DT3113 Highway User Revenue Fund (Appropriated)	181.4	227.3	-	227.3
<b>Appropriated Funds Total:</b>	<b>7,059.7</b>	<b>7,637.6</b>	-	<b>7,637.6</b>

#### Non-Appropriated Funds

DT2030 State Highway Fund (Non-Appropriated)	277.5	-	-	-
DT2985 ADOT Coronavirus State and Local Fiscal Recovery Fund (Non-Appropriated)	10.3	-	-	-
<b>Non-Appropriated Funds Total:</b>	<b>287.8</b>	-	-	-
<b>Fund Source Total:</b>	<b>7,347.5</b>	<b>7,637.6</b>	-	<b>7,637.6</b>

### Professional & Outside Services

Professional and Outside Services	-	525.7	-	525.7
Other Medical Services	4.1	-	-	-
Education & Training	2.2	-	-	-
Vendor Travel – Tax Reportable	1.8	-	-	-
Other Professional & Outside Services	18.0	-	-	-
<b>Expenditure Category Total:</b>	<b>26.1</b>	<b>525.7</b>	-	<b>525.7</b>

### Fund Source

#### Appropriated Funds

DT2030 State Highway Fund (Appropriated)	24.9	525.7	-	525.7
DT2285 Motor Vehicle Liability Insurance Enforcement Fund (Appropriated)	1.3	-	-	-
<b>Appropriated Funds Total:</b>	<b>26.1</b>	<b>525.7</b>	-	<b>525.7</b>
<b>Fund Source Total:</b>	<b>26.1</b>	<b>525.7</b>	-	<b>525.7</b>

## Program Expenditure Schedule

**Agency:** Department of Transportation

	FY 2023 Actuals	FY 2024 Expenditure Plan	FY 2025 Funding Issue	FY 2025 Total Request
<b>Program: DTA-3-0 Motor Vehicle</b>				
<b>Sub Program: DTA-3-2 Motor Vehicle Enforcement Services</b>				
<b>Travel In-State</b>				
Travel In-State	-	91.0	-	91.0
Mileage - Private Vehicle	3.8	-	-	-
Lodging	139.8	-	-	-
Meals with Overnight Stay	30.0	-	-	-
Meals without Overnight Stay	4.3	-	-	-
Other Miscellaneous In- State Travel	0.3	-	-	-
<b>Expenditure Category Total:</b>	<b>178.2</b>	<b>91.0</b>	<b>-</b>	<b>91.0</b>

### Fund Source

<b>Appropriated Funds</b>				
DT2030 State Highway Fund (Appropriated)	174.4	86.0	-	86.0
DT2272 Vehicle Inspection and Certificate of Title Enforcement Fund (Appropriated)	0.3	-	-	-
DT2285 Motor Vehicle Liability Insurance Enforcement Fund (Appropriated)	0.1	5.0	-	5.0
DT3113 Highway User Revenue Fund (Appropriated)	0.5	-	-	-
<b>Appropriated Funds Total:</b>	<b>175.3</b>	<b>91.0</b>	<b>-</b>	<b>91.0</b>
<b>Non-Appropriated Funds</b>				
DT2030 State Highway Fund (Non-Appropriated)	2.9	-	-	-
<b>Non-Appropriated Funds Total:</b>	<b>2.9</b>	<b>-</b>	<b>-</b>	<b>-</b>
<b>Fund Source Total:</b>	<b>178.2</b>	<b>91.0</b>	<b>-</b>	<b>91.0</b>

### Travel Out-Of-State

Travel Out of State	-	35.0	-	35.0
Airfare and Other Common Carrier Charges	8.3	-	-	-
Car Rental Out-of-State	0.4	-	-	-
Lodging Out-of-State	21.6	-	-	-
Meals with Overnight Stay	7.5	-	-	-
Meals without Overnight Stay	0.3	-	-	-
Other Miscellaneous Out-of- State Travel	0.8	-	-	-
<b>Expenditure Category Total:</b>	<b>38.9</b>	<b>35.0</b>	<b>-</b>	<b>35.0</b>

### Fund Source



## Program Expenditure Schedule

**Agency:** Department of Transportation

	FY 2023 Actuals	FY 2024 Expenditure Plan	FY 2025 Funding Issue	FY 2025 Total Request
--	--------------------	--------------------------------	-----------------------------	-----------------------------

**Program:** DTA-3-0 Motor Vehicle

**Sub Program:** DTA-3-2 Motor Vehicle Enforcement Services

**Appropriated Funds**

DT2030	State Highway Fund (Appropriated)	20.8	35.0	-	35.0
<b>Appropriated Funds Total:</b>		<b>20.8</b>	<b>35.0</b>	<b>-</b>	<b>35.0</b>

**Non-Appropriated Funds**

DT2030	State Highway Fund (Non-Appropriated)	18.2	-	-	-
<b>Non-Appropriated Funds Total:</b>		<b>18.2</b>	<b>-</b>	<b>-</b>	<b>-</b>
<b>Fund Source Total:</b>		<b>38.9</b>	<b>35.0</b>	<b>-</b>	<b>35.0</b>

**Food**

	Food	-	2.0	-	2.0
	Food	2.9	-	-	-
<b>Expenditure Category Total:</b>		<b>2.9</b>	<b>2.0</b>	<b>-</b>	<b>2.0</b>

**Fund Source**

**Appropriated Funds**

DT2030	State Highway Fund (Appropriated)	2.9	2.0	-	2.0
<b>Appropriated Funds Total:</b>		<b>2.9</b>	<b>2.0</b>	<b>-</b>	<b>2.0</b>
<b>Fund Source Total:</b>		<b>2.9</b>	<b>2.0</b>	<b>-</b>	<b>2.0</b>

**Other Operating Expenditures**

	Other Operating Expenses	-	3,642.6	(336.8)	3,305.8
	Internal Service Computer Processing, Hosting, Maintenance and Support Costs	0.4	-	-	-
	External Programming and System Development Costs	1,026.3	-	-	-
	External Telecommunications Charges	228.1	-	-	-
	Sanitation Waste Disposal	18.5	-	-	-
	Water	4.7	-	-	-
	Gas & Fuel Oil for Buildings	5.0	-	-	-
	Other Utilities	0.5	-	-	-
	Rental of Land & Buildings	653.8	-	-	-
	Rental of Other Machinery & Equipment	843.7	-	-	-
	Miscellaneous Rent	71.0	-	-	-
	Repair & Maintenance - Buildings	454.3	-	-	-
	Repair & Maintenance - Vehicles	55.2	-	-	-

## Program Expenditure Schedule

**Agency:** Department of Transportation

	FY 2023 Actuals	FY 2024 Expenditure Plan	FY 2025 Funding Issue	FY 2025 Total Request
<b>Program: DTA-3-0 Motor Vehicle</b>				
<b>Sub Program: DTA-3-2 Motor Vehicle Enforcement Services</b>				
Repair & Maintenance - Other Equipment	2.0	-	-	-
Repair & Maintenance - Other	39.3	-	-	-
Software Support, Maintenance Short-term Licensing	103.6	-	-	-
Uniforms	152.6	-	-	-
Security Supplies	211.8	-	-	-
Office Supplies	74.2	-	-	-
Computer Supplies	22.1	-	-	-
Medical and Dental Supplies	0.2	-	-	-
Automotive and Transportation Fuels	609.0	-	-	-
Automotive Lubricants & Supplies	0.5	-	-	-
Repair & Maintenance Supplies - Related to Buildings	3.0	-	-	-
Other Operating Supplies	189.4	-	-	-
Conference Registration / Attendance Fees	18.1	-	-	-
Other Education & Training Costs	8.6	-	-	-
Advertising	0.3	-	-	-
External Printing	21.2	-	-	-
Postage & Delivery	1.3	-	-	-
Document Shredding and Destruction Services	2.3	-	-	-
Awards	10.2	-	-	-
Dues	18.7	-	-	-
Books, Subscriptions & Publications	5.8	-	-	-
Fingerprinting, Background Checks, Etc.	16.4	-	-	-
Other Miscellaneous Operating	6.5	-	-	-
<b>Expenditure Category Total:</b>	<b>4,878.5</b>	<b>3,642.6</b>	<b>(336.8)</b>	<b>3,305.8</b>

### Fund Source

**Appropriated Funds**

DT2030	State Highway Fund (Appropriated)	3,824.5	3,355.5	(336.8)	3,018.7
DT2272	Vehicle Inspection and Certificate of Title Enforcement Fund (Appropriated)	54.3	64.5	-	64.5
DT2285	Motor Vehicle Liability Insurance Enforcement Fund (Appropriated)	66.5	165.1	-	165.1

## Program Expenditure Schedule

**Agency:** Department of Transportation

	FY 2023 Actuals	FY 2024 Expenditure Plan	FY 2025 Funding Issue	FY 2025 Total Request
<b>Program: DTA-3-0 Motor Vehicle</b>				
<b>Sub Program: DTA-3-2 Motor Vehicle Enforcement Services</b>				
DT3113 Highway User Revenue Fund (Appropriated)	28.8	57.5	-	57.5
<b>Appropriated Funds Total:</b>	<b>3,974.0</b>	<b>3,642.6</b>	<b>(336.8)</b>	<b>3,305.8</b>
<b>Non-Appropriated Funds</b>				
DT2030 State Highway Fund (Non-Appropriated)	904.1	-	-	-
DT2380 Motor Carrier Safety Revolving Fund (Non-Appropriated)	0.5	-	-	-
<b>Non-Appropriated Funds Total:</b>	<b>904.6</b>	<b>-</b>	<b>-</b>	<b>-</b>
<b>Fund Source Total:</b>	<b>4,878.5</b>	<b>3,642.6</b>	<b>(336.8)</b>	<b>3,305.8</b>

### Capital Outlay

Buildings & Building Improvements Capital Purchases	0.3	-	-	-
<b>Expenditure Category Total:</b>	<b>0.3</b>	<b>-</b>	<b>-</b>	<b>-</b>

### Fund Source

<b>Appropriated Funds</b>				
DT2030 State Highway Fund (Appropriated)	0.3	-	-	-
<b>Appropriated Funds Total:</b>	<b>0.3</b>	<b>-</b>	<b>-</b>	<b>-</b>
<b>Fund Source Total:</b>	<b>0.3</b>	<b>-</b>	<b>-</b>	<b>-</b>

### Capital Equipment

Capital Equipment	-	50.0	-	50.0
Vehicles – Capital Purchase	109.8	-	-	-
Computer Equipment - Capitalized Purchase	7.2	-	-	-
Other Equipment - Capital Purchase	-	-	-	-
Purchased or licensed software / website	9.5	-	-	-
<b>Expenditure Category Total:</b>	<b>126.5</b>	<b>50.0</b>	<b>-</b>	<b>50.0</b>

### Fund Source

<b>Appropriated Funds</b>				
DT2030 State Highway Fund (Appropriated)	22.2	50.0	-	50.0
DT2272 Vehicle Inspection and Certificate of Title Enforcement Fund (Appropriated)	-	-	-	-
<b>Appropriated Funds Total:</b>	<b>22.2</b>	<b>50.0</b>	<b>-</b>	<b>50.0</b>

## Program Expenditure Schedule

**Agency:** Department of Transportation

	FY 2023 Actuals	FY 2024 Expenditure Plan	FY 2025 Funding Issue	FY 2025 Total Request
<b>Program:</b> DTA-3-0 Motor Vehicle				
<b>Sub Program:</b> DTA-3-2 Motor Vehicle Enforcement Services				
<b>Non-Appropriated Funds</b>				
DT2030 State Highway Fund (Non-Appropriated)	104.3	-	-	-
<b>Non-Appropriated Funds Total:</b>	<b>104.3</b>	-	-	-
<b>Fund Source Total:</b>	<b>126.5</b>	<b>50.0</b>	-	<b>50.0</b>

### Non-Capital Equipment

Non-Capital Resources	-	250.0	-	250.0
Furniture - Non-Capital Purchase	2.3	-	-	-
Computer Equipment – Non- Capitalized Purchases	65.5	-	-	-
Telecommunications Equipment - Non-Capital Purchase	9.5	-	-	-
Other Equipment - Non- Capital Purchase	47.0	-	-	-
Weapons - Non-Capital Purchase	807.3	-	-	-
Purchased or licensed software / website	-	-	-	-
<b>Expenditure Category Total:</b>	<b>931.6</b>	<b>250.0</b>	-	<b>250.0</b>

### Fund Source

<b>Appropriated Funds</b>				
DT2030 State Highway Fund (Appropriated)	921.0	250.0	-	250.0
DT3113 Highway User Revenue Fund (Appropriated)	-	-	-	-
<b>Appropriated Funds Total:</b>	<b>921.0</b>	<b>250.0</b>	-	<b>250.0</b>
<b>Non-Appropriated Funds</b>				
DT2030 State Highway Fund (Non-Appropriated)	11.1	-	-	-
DT2266 Cash Deposits Fund (Non-Appropriated)	(0.6)	-	-	-
<b>Non-Appropriated Funds Total:</b>	<b>10.6</b>	-	-	-
<b>Fund Source Total:</b>	<b>931.6</b>	<b>250.0</b>	-	<b>250.0</b>

### Transfers-Out

Transfers Out – Not Subject to Cost Allocation	350.0	-	-	-
<b>Expenditure Category Total:</b>	<b>350.0</b>	-	-	-

### Fund Source

**Appropriated Funds**

## Program Expenditure Schedule

**Agency:** Department of Transportation

	FY 2023 Actuals	FY 2024 Expenditure Plan	FY 2025 Funding Issue	FY 2025 Total Request
<b>Program: DTA-3-0 Motor Vehicle</b>				
<b>Sub Program: DTA-3-2 Motor Vehicle Enforcement Services</b>				
DT2285 Motor Vehicle Liability Insurance Enforcement Fund (Appropriated)	350.0	-	-	-
<b>Appropriated Funds Total:</b>	<b>350.0</b>	<b>-</b>	<b>-</b>	<b>-</b>
<b>Fund Source Total:</b>	<b>350.0</b>	<b>-</b>	<b>-</b>	<b>-</b>

**Sub Program: DTA-3-5 SLI Authorized Third Parties**

<b>FTE</b>				
FTE	24.0	25.0	-	25.0
<b>Expenditure Category Total:</b>	<b>-</b>	<b>-</b>	<b>-</b>	<b>-</b>

<b>Fund Source</b>				
<b>Appropriated Funds</b>				
DT2030 State Highway Fund (Appropriated)	20.0	21.0	-	21.0
DT2272 Vehicle Inspection and Certificate of Title Enforcement Fund (Appropriated)	1.0	1.0	-	1.0
DT2285 Motor Vehicle Liability Insurance Enforcement Fund (Appropriated)	1.0	1.0	-	1.0
DT3113 Highway User Revenue Fund (Appropriated)	2.0	2.0	-	2.0
<b>Appropriated Funds Total:</b>	<b>24.0</b>	<b>25.0</b>	<b>-</b>	<b>25.0</b>
<b>Fund Source Total:</b>	<b>24.0</b>	<b>25.0</b>	<b>-</b>	<b>25.0</b>

<b>Personal Services</b>				
Personal Services	1,160.7	1,194.1	-	1,194.1
<b>Expenditure Category Total:</b>	<b>1,160.7</b>	<b>1,194.1</b>	<b>-</b>	<b>1,194.1</b>

<b>Fund Source</b>				
<b>Appropriated Funds</b>				
DT2030 State Highway Fund (Appropriated)	990.6	990.3	-	990.3
DT2272 Vehicle Inspection and Certificate of Title Enforcement Fund (Appropriated)	53.5	46.8	-	46.8
DT2285 Motor Vehicle Liability Insurance Enforcement Fund (Appropriated)	32.5	40.4	-	40.4

## Program Expenditure Schedule

**Agency:** Department of Transportation

	FY 2023 Actuals	FY 2024 Expenditure Plan	FY 2025 Funding Issue	FY 2025 Total Request
<b>Program: DTA-3-0 Motor Vehicle</b>				
<b>Sub Program: DTA-3-5 SLI Authorized Third Parties</b>				
DT3113 Highway User Revenue Fund (Appropriated)	84.1	116.6	-	116.6
<b>Appropriated Funds Total:</b>	<b>1,160.7</b>	<b>1,194.1</b>	<b>-</b>	<b>1,194.1</b>
<b>Fund Source Total:</b>	<b>1,160.7</b>	<b>1,194.1</b>	<b>-</b>	<b>1,194.1</b>

### Employee Related Expenditures

Employee Related Expenses	-	677.1	-	677.1
FICA Taxes	84.8	-	-	-
Medical Insurance	249.8	-	-	-
Basic Life	0.2	-	-	-
Long-Term Disability (ASRS)	1.4	-	-	-
Dental Insurance	2.0	-	-	-
Workers' Compensation	14.0	-	-	-
Arizona State Retirement System	123.8	-	-	-
Personnel Board Pro-Rata Charges	10.0	-	-	-
Information Technology Pro Rata Charge	6.6	-	-	-
Accumulated Sick Leave Fund Charge	4.6	-	-	-
<b>Expenditure Category Total:</b>	<b>497.3</b>	<b>677.1</b>	<b>-</b>	<b>677.1</b>

### Fund Source

**Appropriated Funds**

DT2030 State Highway Fund (Appropriated)	434.3	521.3	-	521.3
DT2272 Vehicle Inspection and Certificate of Title Enforcement Fund (Appropriated)	12.2	26.2	-	26.2
DT2285 Motor Vehicle Liability Insurance Enforcement Fund (Appropriated)	23.7	26.9	-	26.9
DT3113 Highway User Revenue Fund (Appropriated)	27.1	102.7	-	102.7
<b>Appropriated Funds Total:</b>	<b>497.3</b>	<b>677.1</b>	<b>-</b>	<b>677.1</b>
<b>Fund Source Total:</b>	<b>497.3</b>	<b>677.1</b>	<b>-</b>	<b>677.1</b>

### Professional & Outside Services

Other Professional & Outside Services	54.2	-	-	-
<b>Expenditure Category Total:</b>	<b>54.2</b>	<b>-</b>	<b>-</b>	<b>-</b>

### Fund Source

## Program Expenditure Schedule

**Agency:** Department of Transportation

	FY 2023 Actuals	FY 2024 Expenditure Plan	FY 2025 Funding Issue	FY 2025 Total Request
<b>Program: DTA-3-0 Motor Vehicle</b>				
<b>Sub Program: DTA-3-5 SLI Authorized Third Parties</b>				
<b>Appropriated Funds</b>				
DT2272 Vehicle Inspection and Certificate of Title Enforcement Fund (Appropriated)	15.0	-	-	-
DT2285 Motor Vehicle Liability Insurance Enforcement Fund (Appropriated)	30.0	-	-	-
DT3113 Highway User Revenue Fund (Appropriated)	9.2	-	-	-
<b>Appropriated Funds Total:</b>	<b>54.2</b>	<b>-</b>	<b>-</b>	<b>-</b>
<b>Fund Source Total:</b>	<b>54.2</b>	<b>-</b>	<b>-</b>	<b>-</b>

### Travel In-State

Travel In-State	-	0.2	-	0.2
Car Rental In-State	0.1	-	-	-
Meals without Overnight Stay	0.1	-	-	-
<b>Expenditure Category Total:</b>	<b>0.2</b>	<b>0.2</b>	<b>-</b>	<b>0.2</b>

### Fund Source

<b>Appropriated Funds</b>				
DT2030 State Highway Fund (Appropriated)	0.2	0.2	-	0.2
<b>Appropriated Funds Total:</b>	<b>0.2</b>	<b>0.2</b>	<b>-</b>	<b>0.2</b>
<b>Fund Source Total:</b>	<b>0.2</b>	<b>0.2</b>	<b>-</b>	<b>0.2</b>

### Other Operating Expenditures

Other Operating Expenses	-	322.6	-	322.6
External Programming and System Development Costs	12.0	-	-	-
Miscellaneous Rent	1.3	-	-	-
Software Support, Maintenance Short-term Licensing	166.0	-	-	-
Uniforms	0.1	-	-	-
Office Supplies	3.3	-	-	-
Computer Supplies	0.8	-	-	-
Medical and Dental Supplies	0.0	-	-	-
External Printing	0.0	-	-	-
Document Shredding and Destruction Services	0.5	-	-	-

## Program Expenditure Schedule

**Agency:** Department of Transportation

	FY 2023 Actuals	FY 2024 Expenditure Plan	FY 2025 Funding Issue	FY 2025 Total Request
<b>Program:</b> DTA-3-0 Motor Vehicle				
<b>Sub Program:</b> DTA-3-5 SLI Authorized Third Parties				
<b>Expenditure Category Total:</b>	184.0	322.6	-	322.6

**Fund Source**

**Appropriated Funds**

DT2030	State Highway Fund (Appropriated)	182.4	245.9	-	245.9
DT2272	Vehicle Inspection and Certificate of Title Enforcement Fund (Appropriated)	-	20.2	-	20.2
DT2285	Motor Vehicle Liability Insurance Enforcement Fund (Appropriated)	0.4	35.0	-	35.0
DT3113	Highway User Revenue Fund (Appropriated)	1.3	21.5	-	21.5
	<b>Appropriated Funds Total:</b>	184.0	322.6	-	322.6
	<b>Fund Source Total:</b>	184.0	322.6	-	322.6

**Sub Program:** DTA-3-6 SLI Driver License Security Software

**Other Operating Expenditures**

	External Programming and System Development Costs	1,071.0	-	-	-
	Software Support, Maintenance Short-term Licensing	0.4	-	-	-
	<b>Expenditure Category Total:</b>	1,071.4	-	-	-

**Fund Source**

**Appropriated Funds**

DT2285	Motor Vehicle Liability Insurance Enforcement Fund (Appropriated)	1,071.4	-	-	-
	<b>Appropriated Funds Total:</b>	1,071.4	-	-	-
	<b>Fund Source Total:</b>	1,071.4	-	-	-



## Program Expenditure Schedule

**Agency:** Department of Transportation

	FY 2023 Actuals	FY 2024 Expenditure Plan	FY 2025 Funding Issue	FY 2025 Total Request
<b>Program: DTA-4-0 State Motor Vehicle Fleet</b>				
<b>Professional &amp; Outside Services</b>				
Professional and Outside Services	-	-	-	-
<b>Expenditure Category Total:</b>	-	-	-	-
<b>Fund Source</b>				
<b>Appropriated Funds</b>				
DT2226 Air Quality Fund (Appropriated)	-	-	-	-
<b>Appropriated Funds Total:</b>	-	-	-	-
<b>Fund Source Total:</b>	-	-	-	-
<b>Other Operating Expenditures</b>				
Other Operating Expenses	-	30,454.4	2,938.5	33,392.9
Risk Management Charges to State Agencies	684.7	-	-	-
Repair & Maintenance - Vehicles	463.2	-	-	-
Repair & Maintenance - Other	2.0	-	-	-
Software Support, Maintenance Short-term Licensing	5,606.8	-	-	-
Automotive and Transportation Fuels	10,392.5	-	-	-
Automotive Lubricants & Supplies	4,641.3	-	-	-
<b>Expenditure Category Total:</b>	<b>21,790.5</b>	<b>30,454.4</b>	<b>2,938.5</b>	<b>33,392.9</b>
<b>Fund Source</b>				
<b>Appropriated Funds</b>				
DT4071 State Fleet Operations Fund (Appropriated)	21,790.5	30,454.4	2,938.5	33,392.9
<b>Appropriated Funds Total:</b>	<b>21,790.5</b>	<b>30,454.4</b>	<b>2,938.5</b>	<b>33,392.9</b>
<b>Fund Source Total:</b>	<b>21,790.5</b>	<b>30,454.4</b>	<b>2,938.5</b>	<b>33,392.9</b>
<b>Capital Equipment</b>				
Capital Equipment	-	25,000.0	2,798.1	27,798.1
Vehicles – Capital Purchase	9,414.7	-	-	-
<b>Expenditure Category Total:</b>	<b>9,414.7</b>	<b>25,000.0</b>	<b>2,798.1</b>	<b>27,798.1</b>
<b>Fund Source</b>				
<b>Appropriated Funds</b>				
DT4071 State Fleet Operations Fund (Appropriated)	41.1	-	-	-

## Program Expenditure Schedule

**Agency:** Department of Transportation

	FY 2023 Actuals	FY 2024 Expenditure Plan	FY 2025 Funding Issue	FY 2025 Total Request
<b>Program: DTA-4-0 State Motor Vehicle Fleet</b>				
DT4072 State Fleet Vehicle Replacement Fund (Appropriated)	9,373.6	25,000.0	2,798.1	27,798.1
<b>Appropriated Funds Total:</b>	<b>9,414.7</b>	<b>25,000.0</b>	<b>2,798.1</b>	<b>27,798.1</b>
<b>Fund Source Total:</b>	<b>9,414.7</b>	<b>25,000.0</b>	<b>2,798.1</b>	<b>27,798.1</b>

**Non-Capital Equipment**

Vehicles - Non-Capital Purchase	7.3	-	-	-
<b>Expenditure Category Total:</b>	<b>7.3</b>	<b>-</b>	<b>-</b>	<b>-</b>

**Fund Source**

**Appropriated Funds**

DT4071 State Fleet Operations Fund (Appropriated)	(0.0)	-	-	-
DT4072 State Fleet Vehicle Replacement Fund (Appropriated)	7.3	-	-	-
<b>Appropriated Funds Total:</b>	<b>7.3</b>	<b>-</b>	<b>-</b>	<b>-</b>
<b>Fund Source Total:</b>	<b>7.3</b>	<b>-</b>	<b>-</b>	<b>-</b>

**Cost Allocation & Indirect Costs**

Indirect Cost Charges	900.0	-	-	-
<b>Expenditure Category Total:</b>	<b>900.0</b>	<b>-</b>	<b>-</b>	<b>-</b>

**Fund Source**

**Appropriated Funds**

DT4071 State Fleet Operations Fund (Appropriated)	900.0	-	-	-
<b>Appropriated Funds Total:</b>	<b>900.0</b>	<b>-</b>	<b>-</b>	<b>-</b>
<b>Fund Source Total:</b>	<b>900.0</b>	<b>-</b>	<b>-</b>	<b>-</b>

**Sub Program: DTA-4-2 SLI State Fleet Operations**

**Professional & Outside Services**

Professional and Outside Services	-	-	-	-
<b>Expenditure Category Total:</b>	<b>-</b>	<b>-</b>	<b>-</b>	<b>-</b>

**Fund Source**

**Appropriated Funds**

DT2226 Air Quality Fund (Appropriated)	-	-	-	-
<b>Appropriated Funds Total:</b>	<b>-</b>	<b>-</b>	<b>-</b>	<b>-</b>

## Program Expenditure Schedule

**Agency:** Department of Transportation

	FY 2023 Actuals	FY 2024 Expenditure Plan	FY 2025 Funding Issue	FY 2025 Total Request
<b>Program:</b> DTA-4-0 State Motor Vehicle Fleet				
<b>Sub Program:</b> DTA-4-2 SLI State Fleet Operations				

**Fund Source Total:** - - - -

### Other Operating Expenditures

Other Operating Expenses	-	30,454.4	2,938.5	33,392.9
Risk Management Charges to State Agencies	684.7	-	-	-
Repair & Maintenance - Vehicles	463.2	-	-	-
Repair & Maintenance - Other	2.0	-	-	-
Software Support, Maintenance Short-term Licensing	5,606.8	-	-	-
Automotive and Transportation Fuels	10,392.5	-	-	-
Automotive Lubricants & Supplies	4,641.3	-	-	-
<b>Expenditure Category Total:</b>	<b>21,790.5</b>	<b>30,454.4</b>	<b>2,938.5</b>	<b>33,392.9</b>

### Fund Source

#### Appropriated Funds

DT4071 State Fleet Operations Fund (Appropriated)	21,790.5	30,454.4	2,938.5	33,392.9
<b>Appropriated Funds Total:</b>	<b>21,790.5</b>	<b>30,454.4</b>	<b>2,938.5</b>	<b>33,392.9</b>
<b>Fund Source Total:</b>	<b>21,790.5</b>	<b>30,454.4</b>	<b>2,938.5</b>	<b>33,392.9</b>

### Capital Equipment

Vehicles – Capital Purchase	41.1	-	-	-
<b>Expenditure Category Total:</b>	<b>41.1</b>	<b>-</b>	<b>-</b>	<b>-</b>

### Fund Source

#### Appropriated Funds

DT4071 State Fleet Operations Fund (Appropriated)	41.1	-	-	-
<b>Appropriated Funds Total:</b>	<b>41.1</b>	<b>-</b>	<b>-</b>	<b>-</b>
<b>Fund Source Total:</b>	<b>41.1</b>	<b>-</b>	<b>-</b>	<b>-</b>

### Non-Capital Equipment

Vehicles - Non-Capital Purchase	(0.0)	-	-	-
<b>Expenditure Category Total:</b>	<b>(0.0)</b>	<b>-</b>	<b>-</b>	<b>-</b>

### Fund Source

## Program Expenditure Schedule

**Agency:** Department of Transportation

	FY 2023 Actuals	FY 2024 Expenditure Plan	FY 2025 Funding Issue	FY 2025 Total Request
--	--------------------	--------------------------------	-----------------------------	-----------------------------

**Program:** DTA-4-0 State Motor Vehicle Fleet

**Sub Program:** DTA-4-2 SLI State Fleet Operations

**Appropriated Funds**

DT4071	State Fleet Operations Fund (Appropriated)	(0.0)	-	-	-
	<b>Appropriated Funds Total:</b>	<b>(0.0)</b>	-	-	-
	<b>Fund Source Total:</b>	<b>(0.0)</b>	-	-	-

**Cost Allocation & Indirect Costs**

	Indirect Cost Charges	900.0	-	-	-
	<b>Expenditure Category Total:</b>	<b>900.0</b>	-	-	-

**Fund Source**

**Appropriated Funds**

DT4071	State Fleet Operations Fund (Appropriated)	900.0	-	-	-
	<b>Appropriated Funds Total:</b>	<b>900.0</b>	-	-	-
	<b>Fund Source Total:</b>	<b>900.0</b>	-	-	-

**Sub Program:** DTA-4-3 SLI State Fleet Vehicle Replacement

**Capital Equipment**

	Capital Equipment	-	25,000.0	2,798.1	27,798.1
	Vehicles – Capital Purchase	9,373.6	-	-	-
	<b>Expenditure Category Total:</b>	<b>9,373.6</b>	<b>25,000.0</b>	<b>2,798.1</b>	<b>27,798.1</b>

**Fund Source**

**Appropriated Funds**

DT4072	State Fleet Vehicle Replacement Fund (Appropriated)	9,373.6	25,000.0	2,798.1	27,798.1
	<b>Appropriated Funds Total:</b>	<b>9,373.6</b>	<b>25,000.0</b>	<b>2,798.1</b>	<b>27,798.1</b>
	<b>Fund Source Total:</b>	<b>9,373.6</b>	<b>25,000.0</b>	<b>2,798.1</b>	<b>27,798.1</b>

**Non-Capital Equipment**

	Vehicles - Non-Capital Purchase	7.3	-	-	-
	<b>Expenditure Category Total:</b>	<b>7.3</b>	-	-	-

**Fund Source**

## Program Expenditure Schedule

<b>Agency:</b>	<b>Department of Transportation</b>
----------------	-------------------------------------

	FY 2023 Actuals	FY 2024 Expenditure Plan	FY 2025 Funding Issue	FY 2025 Total Request
<b>Program:</b> <b>DTA-4-0 State Motor Vehicle Fleet</b>				
<b>Sub Program:</b> DTA-4-3 <b>SLI State Fleet Vehicle Replacement</b>				

**Appropriated Funds**

DT4072	State Fleet Vehicle Replacement Fund (Appropriated)	7.3	-	-	-
	<b>Appropriated Funds Total:</b>	7.3	-	-	-
	<b>Fund Source Total:</b>	7.3	-	-	-

## Program Expenditure Schedule

**Agency:** Department of Transportation

### Administrative Costs Summary

**FY 2025**

Personal Services	21,070.4
ERE	8,318.6
All Other	7,636.1
<b>Administrative Costs Total:</b>	<b>37,025.1</b>

### Administrative Costs / Total Expenditure Ratio

**Request**

**Admin %**

**FY 2025**

641,480.5

5.8%

